

# wireless world

NOVEMBER 1981 70p

Australia A\$ 2.40  
Denmark DKr 28.25  
Germany DM 6.50  
Greece Dra 160.00  
Holland Dfl 8.00  
Italy L 3100  
Norway NKr 24.00  
Singapore MS 5.50  
Spain Pts 240.00  
USA \$ 3.75



## High-resolution satellite images

**CB  
Synthesizers**  
**Pickup alignment  
gauge**





# PROFESSIONAL TOOLCASES for Service Engineers

**£43.70**  
inc. VAT

TL100 19" x 14" x 6"

**£39.90**  
inc. VAT



Size TL99 17" x 12" x 6"

**£13.75**  
inc. VAT



TLW4

The TL99 and TL100 are designed for the Professional Electronics, TV or Instrument Technician who needs to carry a large number of specialist tools. Constructed from hard wearing ABS with strong aluminium frames, twin handles and toggle locks. They offer a moulded tray in the base, a comprehensive 2 sided tool pallet that's reversible with space for up to 40 tools. — The TL100 will take quite a few more. There's space for documents and a heat sink for a hot soldering iron to prevent any damage being caused.

The TLW4 Toolwallet measures 11" x 14" x 2½" when closed. Made from reinforced PVC with a heavy duty industrial zip. The TLW4 Toolwallet is a compact alternative when only tools are needed to be carried.

**Mail Order**

Please send

Enclosed my cheque **£**

(P&P £2.60 extra)

me

company

address

Tools NOT included. British made. Money back guarantee. Allow 7-21 days for delivery.



**Teloman Products Ltd**  
Ermine House, Post St, Godmanchester, Cambs. PE18 8BA (0480) 65534

WIRELESS WORLD NOVEMBER 1981 VOL 87 NO 1550

# wireless world

NOVEMBER 1981 70p

## High-resolution satellite images



## CB Synthesizers Pickup alignment gauge



Australia A\$ 2.40  
Denmark DKr 28.25  
Germany DM 6.50  
Greece Dr 160.00  
Holland Dfl 8.00  
Italy L 3100  
Norway Nkr 24.00  
Singapore M\$ 5.50  
Spain Pts 240.00  
USA \$ 3.75



# Autoranging r.f. millivoltmeter

- |                                   |   |
|-----------------------------------|---|
| 10kHz to 1GHz +                   | IEEE488 interface available.              |
| True r.m.s. or average responding | Hold reading facility                     |
| Autoranging or manual             | Small size                                |
| LED range indication              | Operates from a.c. mains or external d.c. |
| High sensitivity                  | Low power consumption                     |
| Linear dB scale                   |   |
| Programmable                      |   |



details from ...

**Farnell**

FARNELL INSTRUMENTS LIMITED WETHERBY WEST YORKSHIRE LS22 4DH TELEPHONE (0937) 61961 TELEX 557294 FARIST G

WW-001 FOR FURTHER DETAILS

WIRELESS WORLD NOVEMBER 1981

## wireless world

ELECTRONICS / TELEVISION /  
RADIO / AUDIO

NOVEMBER 1981 Vol 87 No 1550



Front cover shows the aerial of Mr Christieson's satellite receiver, with some images produced by the system.

### IN OUR NEXT ISSUE

Millimetre-wave lens aerials. Design and construction details for metal-plate refractor aerials for 20-30 GHz working.

Light units. A guide to the understanding of the various units used for measuring light.

Direct digital frequency synthesizer generates sine waves in numerical steps, a d-to-a converter providing the output in the 0-3MHz range.

Current issue price 70p, back issues (if available) £1, at Retail and Trade Counter, Units 1 & 2, Bankside Industrial Centre, Hopton Street, London SE1. Available on microfilm; please contact editor.

By post, current issue 96p, back issues (if available) £1.50, order and payments to EEP General Sales Dept., Quadrant House, The Quadrant, Sutton, Surrey SM2 5AS.

Editorial & Advertising offices: Quadrant House, The Quadrant, Sutton, Surrey SM2 5AS.

Telephones: Editorial 01-661 3500. Advertising 01-661 3129.

Telegrams/Telex: 892084 BISPRS G.

Subscription rates: 1 year £12 UK and £15 outside UK.

Student rates: 1 year £8 UK and £10 outside UK.

Distribution: Quadrant House, The Quadrant, Sutton, Surrey SM2 5AS. Telephone 01-661 3500.

Subscriptions: Oakfield House, Perry-mount Road, Haywards Heath, Sussex RH16 3DH. Telephone 0444 59188. Please notify a change of address.

USA mailing agents: Expeditors of the Printed Word Ltd, 527 Madison Avenue, Suite 1217, New York, NY 10022. 2nd-class postage paid at New York.

© IPC Business Press Ltd, 1981 ISSN 0043 6062

# CONTENTS

- |           |   |
|-----------|---|
| <b>33</b> | <b>ELECTRONICS AND THE MUSE</b>   |
| <b>34</b> | <b>HIGH-RESOLUTION WEATHER SATELLITE PICTURES</b><br>by M. L. Christieson                                     |
| <b>39</b> | <b>WORLD OF AMATEUR RADIO</b>   |
| <b>40</b> | <b>FUNKAUSTELLUNG 33</b>  |
| <b>44</b> | <b>DIGITAL STORAGE AND ANALYSIS OF SPEECH - 4</b><br>by Ian H. Witten   |
| <b>49</b> | <b>CARTRIDGE ALIGNMENT GAUGE</b><br>by R. J. Gilson   |
| <b>50</b> | <b>SUBSCRIPTION TELEVISION EXPERIMENTAL STATION</b><br>by A. M. Peverett                                      |
| <b>53</b> | <b>LETTERS TO THE EDITOR</b> Multipath distortion<br>Training medical technicians      Electronic organ sound |
| <b>57</b> | <b>CIRCUIT IDEAS</b><br>Regulating L.E.D. outputs      Accurate op-amp bridge                                 |
| <b>59</b> | <b>INTERFACING MICROPROCESSORS</b><br>by J. D. Ferguson, J. Stewart and P. Williams                           |
| <b>63</b> | <b>ACCURATE SINE WAVES</b><br>by N. M. Follett  |
| <b>67</b> | <b>NEWS OF THE MONTH</b> Subscription television by cable<br>BBC graphics      Laservision delayed            |
| <b>71</b> | <b>DISPLAY AID FOR MICROPROCESSORS</b><br>by K. Padmanabhan and A. P. Senthilnathan                           |
| <b>73</b> | <b>ELECTRONIC DISPLAYS '81</b>  |
| <b>74</b> | <b>C.B. FREQUENCY SYNTHESIS</b><br>by R. F. da Silva  |
| <b>79</b> | <b>DIODE FUNCTION GENERATOR</b><br>by M. T. Abuelma'atti  |
| <b>81</b> | <b>MULTICHANNEL DIGITAL TAPE RECORDER</b><br>by A. J. Ewins   |
| <b>85</b> | <b>NEW PRODUCTS</b>   |




hi!reliabilityhi!servicehi!performancehi!competitivehi!

# High Performance Oscilloscopes with built-in reliability

backed by a full 2 Year guarantee and at the right price

reliabilityhi!servicehi!performancehi!competitivehi!reliabilityhi!service



**CS 1560A II  
DUAL TRACE  
15 MHz  
£297**

CS1560AII Dual Trace 15 MHz Oscilloscope — 10mV to 20V/div sensitivity in 1-2-5 sequence with fine control — 0.5µs to 0.5s/div sweep time plus X5 Mag — Auto and Manual Triggering — Chop and Alt modes — Z Mod — TV Trig — X-Y operation.



**CS 1562A  
DUAL TRACE  
10 MHz  
£233**

CS1562A Dual Trace 10 MHz Oscilloscope — 10mV to 20V/div sensitivity in 1-2-5 sequence with fine control — 1µs to 0.5s/div sweep time plus X5 Mag — Auto, Manual and TV Triggering — Z Mod and X-Y operation.




**CS 1566A  
DUAL TRACE  
20 MHz  
£316**

CS1566A Dual Trace 20 MHz Oscilloscope — 5mV to 20V/div sensitivity in 1-2-5 sequence with fine control — 0.5µs to 0.5s/div sweep time with X10 Mag — Chop, Alternate, Sum and Diff. modes — Auto and Video trigger — Z mod and X-Y operation.



**CS 1830  
DUAL TRACE  
30 MHz  
£545**

CS1830 Dual Trace 30 MHz Oscilloscope — with TRIGGER DELAY — 2mV to 5V/div sensitivity — 0.2µs to 0.5s/div sweep time plus X5 Mag — Auto, Manual, SINGLE SHOT and FIX (auto sync system) trig. modes — DELAYED SWEEP from 1µs to 100ms — Chop, Alt, Sum, Diff. and X-Y modes — High quality PDA CRT  
New CS1820 — 20 MHz version at £420.



**CS 1575  
4 TRACE  
5 MHz  
£272**

CS1575 4 Trace 5 MHz Oscilloscope — 1 mV to 3V/div sensitivity in 1-3 sequence with fine control — 0.5µs to 2ms/div — unique sweep length adjustment — Alt and Chop — Display Both channels plus Lissajous plus Phase Angle Reference simultaneously — 'Ideal for all Audio Applications'.



**CS 1577A  
DUAL TRACE  
35 MHz  
£455**

CS1577A Dual Trace 35 MHz Oscilloscope — with VAR. SIG. DELAY — 2mV to 10V/div with fine control and UNCAL. IND. — 0.1µs to 0.5s/div sweep time plus X5 Mag — Auto, Manual, SINGLE SHOT, FIX and Video triggering — Alt, Chop, Sum, Diff. and X-Y modes — Z mod. — High Quality PDA CRT.



**TRIO**

House of Instruments Ltd.,  
Clifton Chambers,  
62, High Street,  
Saffron Walden,  
Essex CB10 1EE.  
Telephone: (0799) 24922  
Telex: 81653.


**hi!**

House of Instruments Ltd.

WW - 037 FOR FURTHER DETAILS

## The EP4000 is not just an EPROM Programmer . . .

Not only does the EP4000 copy, store, program and duplicate the 2704/2708/2716(3)/2508/2758/2716/2516/2532 and 2732 EPROMs without personality cards or modules, but also includes a video output for memory map display to make the powerful editing facilities really useful (and this is in addition to the in-built LED display for stand-alone use), but it also comes as standard with comprehensive input/output — RS232, 20mA loop, TTL, parallel handshake, cassette, printer and direct memory access. Now the programming power can be expanded with our range of add-on accessories listed below.



Made in the U.K.

## . . . but also a Real Time EPROM Emulator . . .

Real time EPROM Emulation is the second major function of the EP4000. This facility allows the machine to directly replace your in-circuit EPROMs during the process of program development — the EP4000 can be configured to look like any EPROM it is capable of programming. The press of a button isolates

the external system so that data changes, entries, editing and downloading can be implemented. When the program is complete and working, the simulator cable can be replaced by an EPROM programmed by the EP4000.

## . . . with real technical back-up and service.

The EP4000 comes with a technical manual describing every aspect of the machine — its purpose, its use, and how to use it. It also has a section describing the whole process of program development. And if you ever need technical help or advice, you can now dial direct to our technical department for instant attention — Tel. (0803) 863380.

Finally, a full range of accessories is now available — these include Bipolar programming

modules, multi-EPROM simulator adaptors, buffer pods, EPROM Erasers, video monitors, 2764/2564 programming satellite, printer and production programmers. The EP4000 is ex-stock. Price — £545 + VAT (+£12 for DATAPOST delivery). Telephone, telex, write or call for full data and Distributor list, or place your order for immediate despatch — Overseas customers, please telex or write for quotation and terms. Agents in some countries, and distributors in Britain required.

**G.P. Industrial Electronics Ltd.**

**Unit 6, Totnes Industrial Estate Totnes, Devon TQ9 5XL**

**Tel. Sales (0803) 863360. Technical (0803) 863380**

**Telex: 42596 GPELEC**

WW - 042 FOR FURTHER DETAILS



# Electronic Brokers | CURRENT USED

SEE US AT TESTMEX '81 STAND J8  
WEMBLEY-OCTOBER 27.28.29

Everything as new-




**Hewlett Packard**  
8640B Phase locked Signal Generator  
0.5MHz-520MHz ..... **£3200.00**



**Tektronix**  
432 Tektronix Oscilloscope 1mV  
Sensitivity. (Dual Trace Portable) DC-  
25MHz ..... **£495.00**



**Marconi**  
TF2002B AM/FM Signal Generator.  
10KHz-88MHz 0.1µV-1V. 20Hz-20KHz  
mod. frequency ..... **£1200.00**



**Yokagawa**  
3047 2 Channel Chart Recorder.  
0.5mV-100V. 2cm/hr-60cm/min.  
..... **£435.00**

## ANALOGUE VOLTMETERS AND MULTIMETERS

**Boonton.**  
93A True RMS  
Voltmeter. 10Hz-  
20MHz. 1mV-300V  
..... **£295.00**

**Fluke.**  
845AB High Impedance Voltmeter/Null  
Detector 1µV-1000V ..... **£600**

**Hewlett Packard.**  
400EL AC Millivoltmeter 10Hz-10MHz 1mV-  
300V. Log Scale ..... **£240.00**

**Marconi.**  
TF2600 AC Millivoltmeter. 10Hz-5MHz. 1mV-  
300V ..... **£175.00**  
TF2603 RF Millivoltmeter 50KHz-1.5GHz  
..... **£525.00**

**TF2604 Electronic Voltmeter.** AC  
20Hz-1.5GHz. 300mV-1KV. DC 10mV-1KV.  
0.2R-500MΩ ..... **£350.00**

## ANALYSERS

**General Radio.**  
1911A Sound and Vibration Analyser. C/W  
Graphic level recorder. 4.5Hz-25KHz. 1/3 or  
1/10 octave ..... **£950.00**

**Hewlett Packard**  
331A Distortion analyser. 5Hz-600KHz to  
0.1% voltmeter 300µV-300 volts at 2%  
..... **£350.00**  
8407A/8412A Network Analyser ..... **£1950.00**

**Marconi**  
TF2370 Spectrum Analyser. 30Hz-110MHz.  
0.1dB and 5Hz resolution ..... **£6500.00**

## BRIDGES & COMPONENT TESTERS

**Avo**  
VCM163 Valve Tester ..... **£475.00**  
BR3500 Megger (Brand New) ..... **£464.00**

**Boonton.**  
63H Inductance Bridge. 0-110mH. Bridge  
frequency 5-500KHz ..... **£1250.00**

**General Radio.**  
1608A LCR Bridge. Accuracy 0.05%. 0.05pF-  
1100µF. 0.05µH-1100H. 0.05mΩ-1.1MΩ  
..... **£925.00**

**Rohde & Schwarz.**  
LRT (BN6100) Inductance Meter. 1pH-100µH.  
2.2-285KHz ..... **£395.00**

**Wayne Kerr**  
BB01B S161. R161 Admittance Bridge. Source  
and Detector LCR 1MHz - 100MHz 2%  
P.O.A.

## CALIBRATION EQUIPMENT

**Fluke.**  
332A DC Voltage Calibrator. 0 to  
1111.1110V. 0.1ppm resolution. 0.003%  
calibration accuracy ..... **£1495.00**

**Tektronix.**  
191 Constant Amplitude Generator. 350KHz-  
100MHz ..... **£350.00**

## FREQUENCY COUNTERS

**Marconi.**  
TF2430 unused condition. 7 digit 10Hz-80MHz  
25MV Sensitivity ..... **£175.00**

## DVM's AND DMM's

**Datron.**  
1051 5½ Digit DMM. AC/DC Volts.  
Resistance. True RMS. 0.1µV resolution.  
..... **£750.00**

**Fluke.**  
8000A AC-DC 200mV-1.2K volts. 100µV  
resolution. AC-DC 200µA-2A 100nA resolution.  
Resistance 200Ω-20mΩ ..... **£185.00**

**Hewlett Packard.**  
3490A 5½ Digit DMM. AC/DC volts.  
resistance. 1µV resolution. 30 day warranty  
..... **£375.00**

**Philips.**  
PM2527 4½ Digit DMM. AC/DC volts, current  
and resistance. 10µV resolution. True RMS  
..... **£400.00**

**PM2514 3½ digit Autoranging AC/DC volts**  
current and resistance ..... **£95.00**

**Solartron.**  
A243 5½ Digit DMM. AC/DC volts, resistance.  
1µV resolution. 30 day warranty ..... **£375.00**

**7055 Microprocessor**  
DMM. Scale Length  
20.000. AC/DC volts.  
resistance. 1µV  
resolution ..... **£600.00**

**7055 plus processor control and RS232**  
interface ..... **£900.00**  
**7065 Microprocessor DMM.** Scale length  
1.400.000. AC/DC volts, resistance ..... **£695.00**  
**7065 plus processor control and RS232**  
interface ..... **£995.00**

## MULTIMETERS

**Avo.**  
Test Set Number 1. 20KΩ/volt, very robust.  
..... **£75.00**

**AVO 8 20KΩ/volt**  
Full lead kit ..... **£70.00**  
**S.E.I.**  
Super 50 Selectest. 20KΩ/volt ..... **£77.00**

## OSCILLOSCOPES

**Philips.**  
PM3212 Dual Trace Portable Oscilloscope. DC  
— 25MHz. 2mV-10V/div ..... **£575.00**  
PM3243 Storage Scope 50MHz Dual Trace and  
Timebase. Variable persistence ..... **£2,500.00**

**SE Labs.**  
SM121 6 Channel Monitor. 12" crt. Internal  
sweep ..... **£395.00**

**Tektronix.**  
455 Dual Trace Portable Oscilloscope  
DC — 50MHz. 5mV-5V/div. Full delayed  
sweep. Super condition ..... **£925.00**  
465 Dual Trace Portable Oscilloscope. DC —  
100MHz. 5mV-5V/div. Full delayed sweep  
..... **£1350.00**

**466 Dual Trace Portable Storage Oscilloscope.**  
Spec as per 464 but max writing speed  
3000div/µs ..... **£2875.00**

**5403 with 5A18N 2MHz Dual Trace plug-in.**  
5A21N 1MHz differential plug-in. 5B42 Delay  
Sweep plug-in ..... **P.O.A.**

**T935A Oscilloscope DC — 35MHz**  
2mV-10V/div. Delayed sweep ..... **£595.00**

**7603 mainframe complete with 7A18N 5mV**  
Sensitivity 75MHz bandwidth. 7B53N Delay  
Sweep T base ..... **£3000.00**

**7704A Main Frame C/W 7A26. 7B80. 7B85.**  
Dual Trace DC — 200MHz ..... **£3550.00**

**Telequipment.**  
D63 Dual Beam Oscilloscope. c/w 2 Off V4  
Modules. 4 Traces. DC-15MHz. 5mV-20V/div  
..... **£725.00**

**DM64 10MHz Storage Oscilloscope.** Dual  
Trace enhanced write speed of 250 div/ms  
..... **£700.00**

**D75 Dual Trace Portable Oscilloscope.** NEW  
TUBE 5mV Sensitivity. DC — 50MHz delay  
sweep ..... **£750.00**

**D83 Oscilloscope Main Frame C/W V4 and**  
52A plug-in units. DC — 50MHz. 5mV-  
20V/div. Full delayed sweep. Very  
large CRT ..... **£725.00**

## OSCILLOSCOPE PROBES

**EB90 X1 Probe.** 1.2mtr length DC — 20MHz  
..... **£9.00**

**EB91 X10 Probe.** 1-2 mtr length DC —  
100MHz ..... **£11.00**  
**EB95 X1. X10 Probe.** 1.2 mtr length DC —  
10MHz or DC — 100MHz ..... **£15.00**

**Tektronix**  
P6013 12KV 1000 x Probe. ..... **P.O.A.**  
P6015 40KV 1000 Probe ..... **P.O.A.**

**POWER SUPPLIES**  
**Advance.**  
MG5-60 5V @ 60A switching ..... **£160.00**  
MG5-20 5V @ 20A switching ..... **£120.00**  
MG5-10 5V @ 10A switching ..... **£95.00**  
MG24-12 24V @ 12A switching ..... **£130.00**

**Weir.**  
4230 ± 0.30 volts at 0.5A ..... **£70.00**  
430 0-30 volts at 2.0A ..... **£70.00**  
762 Power Supply Unit  
0-30V at 2A. Metered output ..... **£90.00**

**RECORDERS**  
**Brush**  
500XY Recorder 100µV/DIV to  
1.0V/DIV ..... **P.O.A.**

# Electronic Brokers | TEST EQUIPMENT

except the price!

SEE US AT TESTMEX '81 STAND J8  
WEMBLEY-OCTOBER 27.28.29



**Radiometer**  
SMG1C Stereo Generator. Internal or  
external modulator. 100MHz carrier at  
10mV-100mV ..... **£375.00**



**Tektronix**  
455 Dual Trace Portable Oscilloscope  
DC-50MHz. 5mV-5V/div. Full  
delayed sweep. Super condition.  
..... **£925.00**



**Wandel and Goltermann**  
PSO-5 and PSM-5 Level measuring set.  
10KHz-36MHz — 110 to +20dB. c/w  
AZD-1 Scale expander ..... **£2050.00**



**Marconi**  
TF995B/2 unused condition. AM/FM  
Signal Generator 200KHz-220MHz.  
1µV-200mV. 75KHz deviation on FM  
..... **£750.00**

## Large Quantities Available

**Racal.**  
Store 7D Tape Recorder  
7 channels FM electronics DC — 20KHz.  
1% ± 60lbs. .... **£4895.00**

**S. E. Labs.**  
6012 50 Channel UV Recorder. Servo paper  
drive upto 5 metres/sec. 12" paper ..... **£1100.00**

**Watanabe.**  
MC641 6 Channel Chart Recorder. 1mV-  
100V. 250mm scan width ..... **£1495.00**

**Yokagawa.**  
3047 2 Channel Chart Recorder. 0.5mV-100V.  
2cm/hr-60cm/min. .... **£435.00**

## SIGNAL SOURCES

**Avo.**  
HF136 AM/FM Signal Generator. 4.0-120MHz.  
10-100mV in 20dB steps plus fine control. O/P  
Z=75Ω ..... **£410.00**

**Hewlett Packard.**  
4204A Decade LF Oscillator. 10Hz-1MHz.  
1mV-10V into 600Ω ..... **£695.00**

**606A AM Signal Generator.** 50KHz-65MHz.  
..... **£475.00**

**606B AM Signal Generator.** 50KHz-65MHz.  
AM 0-95% ..... **£850.00**

**616B UHF Signal Generator.** 1.8 to 4.2GHz. Int.  
pulse Mod. ..... **£1000.00**

**651B Test Oscillator.** 10Hz-10MHz.  
0.1mV-3.16V ..... **£415.00**

**3320A Frequency Synthesizer.** 0.01Hz-13MHz.  
O/P range 0 — +13dBm into 50Ω. Long term  
frequency accuracy ± 10 parts in 10<sup>6</sup> of setting  
per year ..... **£995.00**

**8640B Phase Locked Signal Generator**  
0.5 to 520MHz ..... **£3200.00**  
**8690A/8699B RF Sweeper System.** 0.1-4GHz  
in 2 ranges. Max O/P 10mW to 2GHz and  
6mW to 4 GHz. .... **£2300.00**

**Marconi.**  
TF144H/4 AM Signal Generator. 10KHz-  
72MHz. 2µV-2V ..... **£750.00**

**TF1060/2 UHF Signal Generator**  
450-1200MHz ..... **£495.00**  
**TF1370A Wide Range RC Oscillator.** 10Hz-  
10MHz. Sine wave, square wave upto 100KHz  
..... **£275.00**

**TF2002B AM/FM Signal Generator.** 10KHz-  
88MHz. 0.1µV-1V. 20Hz-20KHz Mod  
frequency ..... **£1200.00**

**TF2008 AM/FM Signal Generator** 10KHz to  
510MHz. Stability 5P.P.M. built-in sweeper. RF  
output. 2µV to 200mV ..... **£2725.00**

**TF2015 AM/FM Signal Generator** 10 to  
520MHz ..... **£875.00**

**TF2361 Sweep Generator with TM9693 Plug**  
in to give 1-300MHz with internal or external  
markers. TM9695 attenuator 0.5-500m Volts  
in 1dB steps. TM9701 UHF detector. TM995B  
RHO-Bridge to measure V.S.W.R. .... **£1500.00**

**Philips.**  
PM6456 Stereo Generator. Separate L and R  
Signals. Carrier frequency 100MHz ± 1%. RF  
O/P 3mV pk-pk. .... **£250.00**

**Radiometer**  
SMG1 Stereo Generator L or R Channel internal  
or external modulation. 100MHz carrier at  
10mV to 100mV ..... **£375.00**

## SOUND LEVEL METERS

**Bruel & Kjaer**  
2203 Sound Level Meter C/W 4165 1/2"  
Microphone. 26-140dBA. A, B or C weighting.  
Fast or slow response. .... **£395.00**

**General Radio.**  
1981 Sound Level Meter. 70-120dB Digital  
and analogue reading. Peak hold. A weighting  
..... **£300.00**

**1983 Sound Level Meter.** 70-120dB. A  
weighting ..... **£195.00**

## T.V. TEST EQUIP

**Tektronix**  
1411A PAL Signal Generator. High quality test  
signals for 625 line ..... **£1500.00**

**148 PAL TV Insertion Generator.** Provides all  
required signals to test and measure on video  
TX systems. Immaculate ..... **£2500.00**

**521A PAL Vectorscope.** Measures Luminance  
Amplitude, Chrominance Phase, Chrominance  
Amplitude, Differential Phase and Gain. As  
new condition ..... **£2650.00**

**1481C PAL Waveform monitor** in as new  
condition ..... **£2275.00**

## TRANSMISSION MEASURING EQUIPMENT

**Marconi.**  
TF2332 AF Transmission Test Set. 20Hz-20KHz  
..... **£425.00**

**TF2343 Quantization Distortion Tester**  
checks A.F. to A.F. distortion of P.C.M.  
Systems ..... **£600.00**

**Siemens.**  
D2040 Selective Level  
Analyser and  
Voltmeter. 10Hz-  
60KHz — 110dB to  
+50dB. 3µV-300V Lin  
and log indication. 5  
steps. .... **£1200.00**

**D2072 + W2072 Level Meter and Oscillator.**  
50KHz-100MHz. — 110dB-0dB. Receive  
bandwidth 3.1 and 10KHz ..... **£2200.00**

**W2006 + D2006 Carrier Level Test Set.** 10KHz-  
17MHz. — 100 to +10dB ..... **£1650.00**

**W2007 + D2007 Carrier Level Test Set.**  
6KHz-18.6MHz. — 120 to +20dB ..... **£1800.00**

**Wandel and Goltermann.**  
PF-1 Digital Error Rate Measuring Set.  
Consisting of PFM-1 Digital Error Rate Meter  
and PFG-1 Pattern Generator ..... **£2490.00**

**PSO-5 and PMO-5 Level Measuring Set.**  
10KHz-36MHz. — 110 to +20dB. C/W AZD-1  
Scale expander ..... **£2050.00**

**SPM-6 and PS-6 Level Measuring Set.**  
6KHz-18.6MHz. — 110dB to +20dB. Mains/7  
battery operation ..... **£2150.00**

**PCM-1 PCM Test Set.** PDA-64 PCM Signalling  
Analyser. PSM-4 Level Measuring Set. Scanner.  
PDG-1 Digital Signal Generator. PDA-1 PCM  
Digital Signal Analyser ..... **P.O.A.**

## MISCELLANEOUS

**Bruel & Kjaer.**  
2409 Electronic Voltmeter. True RMS. Average  
and Peak 2Hz-200KHz ..... **£350.00**

**Ferrograph.**  
RTS2 Recorder Test Set Measures Wow &  
Flutter, Distortion, Gain ..... **£345.00**

**Hewlett Packard.**  
332A Distortion Meter. 5Hz-600KHz. .... **£595.00**  
4329A Insulation Resistance Meter. Range  
500KΩ to 2 x 10<sup>14</sup>Ω ..... **£500.00**

**8745A S-Parameter Test Set.** Fitted with  
11604A Universal Arms 0.1-2GHz. .... **£2750.00**

**Marconi.**  
TF9719 Deviation Meter. 4-1024MHz  
..... **£195.00**

**TF2162 M.F. Attenuator.** 0-111dB ..... **£135.00**  
**TF2163S UHF Attenuator** 0-142dB 50Ω  
impedance DC-1GHz ..... **£250.00**

**TK2214 X-Y Memory** ..... **£250.00**  
**TF2331 AF Distortion Meter**  
20Hz-20KHz. 0.1%-100%  
1mV-30V voltage range. .... **£395.00**

**TF2500 AF Power Meter.** 7 ranges 100µ watts  
to 25 watts. Impedance 25Ω to 20KΩ in 40  
steps. .... **£275.00**

**TM8339 AC/DC mixer** for TF2702 ..... **£295.00**

**Miles Hivolt**  
IT30 Insulation Tester ministry version  
CT587/3 (mint) ..... **£850.00**

**Rohde and Schwarz.**  
MSC Stereo Coder. 30Hz-15KHz. .... **£500.00**

**Tektronix.**  
TM504 Main Frame  
DC503 100MHz Counter ..... **£100.00**  
DM502 3½ Digit DMM ..... **£195.00**  
FG503 0.1Hz-3MHz  
Function Generator ..... **£195.00**  
PS503A Power Supply ..... **£265.00**

## 5 GOOD REASONS WHY YOU SHOULD DEAL WITH ELECTRONIC BROKERS

**1 FULL GUARANTEE**  
At Electronic  
Brokers we give  
you a TWELVE  
MONTHS  
WARRANTY on test  
equipment and 90 DAYS  
ON MOST COMPUTER  
PERIPHERALS. And  
we'll stand behind it all  
the way.

**2 FAST DELIVERY**  
When you buy  
used  
equipment from  
Electronic  
Brokers, it can be yours  
in a matter of only days.  
No waiting for  
manufacturers lengthy  
production schedules.

**3 LOWEST PRICES**  
As the leading  
Second User  
Equipment  
company in  
Europe, we are able to  
buy in bulk selecting  
only the very best  
equipment. This means  
we can sell to you at the  
lowest possible prices.

**4 SUPERBLY MAINTAINED EQUIPMENT**  
When you buy  
from Electronic  
Brokers you  
know the equipment is  
in 'top notch' condition.  
It is refurbished in our  
own service laboratories  
and checked to meet the  
manufacturer's sales  
specifications.

**5 STATE-OF-THE-ART-TECHNOLOGY**  
At Electronic  
Brokers, we  
carry large stocks of  
modern test and  
computer equipment,  
and our strong buying  
power means we are  
able to purchase the  
very latest state-of-the-  
art technology.

Electronic Brokers Limited  
61/65 Kings Cross Road  
London WC1X 9LN England  
Telephone: 01-278 3461  
Telex: 298694 Elebro G

Hours of Business: 9a.m. - 5p.m. Mon-Fri. Closed lunch 1-2p.m.  
Add 15% VAT to ALL PRICES  
Carriage and Packing charge extra on all items unless otherwise stated.  
A copy of our Trading Conditions is available on request.



WW-200 for further details

New test  
equipment  
catalogue just  
out. Send for  
your free copy  
now.



# Electronic Brokers

## CURRENT USED DEC

### Computer equipment and peripherals



**PDP 11/70 Systems**  
available from £22,000

**PDP 11/34 wide range of**  
CPU's available from  
£4,000

**Facit 4070, Asynchronous**  
75cps operation Adjustable  
for punching 5, 6, 7 or 8 level  
tape. TTL logic. £650.00

**Tektronix 611XY storage**  
display graphics monitor from  
£1150 to £1500  
In addition some with slight  
burns from £750

**PDP 11 C.P.U.s**  
11/04 10½" 32KB MOS. £3625.00  
11/34A 128KB MOS (MS11LB) £5850.00  
11/34A 256KB MOS £7250.00  
11/40 64KB Core, 6ft. Cab £2750.00  
11/45 64KB Core, Cab. £5950.00  
11/60 128KB MOS. £4495.00

**PDP 11 OPTIONS**  
BA11KF expander box. £1325.00  
DB11B Unibus Repeater £525.00  
DD11A Backplane £125.00  
DD11B Backplane £125.00  
DH11AE Multiplexor £2750.00  
DL11 Serial Interface £2250.00  
DL11W/AB Asynchronous Interface £395.00  
DR11B DMA Interface £695.00  
DZ11B Multiplexor £995.00  
FP11E Floating Point (11/60) £1975.00  
KE11A extended Arithmetic £625.00  
KE11B extended arithmetic £595.00  
KW11P Programmable clock £345.00  
M792 ROM Diode matrix £125.00  
M873YA Bootstrap £150.00  
M873YB Bootstrap £150.00  
M9301YB Bootstrap £325.00  
M9312 Bootstrap £395.00

**PDP 11 CORE MEMORY**  
MF11L 8KW Core and Backplane £600.00  
MF11UP 16KW Core and Backplane £975.00  
MM11CP 8KW Core £125.00  
MM11DP 16KW Core £375.00  
MM11E 4KW Core £95.00  
MM11F 4KW Core and Backplane £220.00  
MM11L 8KW Core £480.00  
MM11UP 16KW Core £750.00

**PDP 11 MOS MEMORY**  
MS11KE 32KW EC MOS £1850.00  
MS11JP 32KB MOS £375.00  
MS11LB 128KB MOS (NEW) £1495.00  
MS11LD 256KB MOS. £3450.00

**DISK DRIVES**  
RK07 28 meg £4750.00  
RK711 28 meg + ctrl. £6500.00  
RL01 5 meg. £1825.00  
RL11 5 meg + ctrl. £2525.00  
RL02 10 meg £2500.00  
RM02 67 meg (new) £8500.00  
RPO4 80 meg £4950.00  
RX21 180 Floppy £1450.00

**MAGNETIC TAPE**  
TE16 Dual Density Slave. £5750.00  
TM11 9-track + ctrl. £4250.00  
TU10 7-track Slave. £2750.00  
TU10 9-track Slave. £2750.00

**PDP 8E C.P.U., MEMORIES,**  
**OPTIONS**

**DEC**  
DF32 Disk Platter £125.00  
DP8EB Communications adaptor £395.00  
H724A Power Supply £275.00  
KABE Positive I/O bus. £95.00  
KDBE Databreak £145.00  
KGBEA Redundancy Check. £75.00  
KL8EA Asynchronous Interface. £175.00  
KL8JA Asynchronous Interface £275.00  
KL8M Modern Control £175.00  
KM8E Memory extension £195.00  
KP8E Power Fail £95.00  
MM8E 4KW Core. £175.00  
T8BE Dual Cassette drive and ctrl. £525.00  
TC08 DECtape control (old type, as-is) £50.00  
VK8E Graphics Controller £250.00

**MISC PERIPHERALS**  
PC11A Paper Tape Reader/Punch with unibus control module. £1250.00  
TU60 Twin Cassette drive, new condition, no control. £500.00

**TERMINALS**  
**DEC**  
LA34/LA38 DECwriter IV Desktop KSR £495.00  
Terminal RS232, inc. tractor feed, paperout cable and keypad options £595.00  
LA160PD freestanding matrix printer, with parallel interface £750.00  
Price with EIA option £925.00  
VT52 DECscope, as new condition. £525.00  
VT55 Graphics Terminal with integral hard copier. £995.00  
VT100 DECscope, as new. £695.00

**LSI 11 C.P.U., MEMORY,**  
**OPTIONS**  
**DEC**  
PDP11/03 Processor 4K, Low cab £995.00  
BA11MF 3½" expander box £625.00  
DLV11F Asynchronous Interface £150.00  
DRV11 Parallel Interface £115.00  
KD11F CPU module with 4K ram £250.00  
MSV11B 4K ram £95.00  
MSV11C 16K ram. £325.00  
RXV11 Dual Floppy Disk Drive and control £1350.00

**POWER SUPPLIES**  
**DEC**  
H720 Power supply for BA11 Expander Box, BRAND NEW SURPLUS. £175.00

**PDP 8A C.P.U.**  
**DEC**  
PDP8A Processors, systems and add-on memory usually available.

**PDP 8A MEMORY**  
**DEC**  
MM8AA 8KW Core. £500.00  
MM8AB 16KW Core. £995.00

**CABINETS**  
**DEC**  
A selection of 6ft, 4ft and low-boy cabinets usually available — please ring for latest stocks.

**MISCELLANEOUS**  
**Calcomp**  
Drum Plotter model 565 £1250.00  
**Data General**  
Nova 1210 CPU type 8133-2 with 4KW "AS IS" £395.00  
**Houston Instruments**  
Flat bed Plotter type DP3 — 1/5 P.O.A.  
Modern type LS126. P.O.A.

**PRINTERS**  
**Centronics 101A.**  
Heavy Duty Matrix printer with 64 ASCII upper case character set. 165 cps operation. 132 print positions with adjustable tractor feed. Parallel input. Special offer a few only remaining. £295.00

**Diablo Hyterm 1620**  
Daisy-Wheel KSR (keyboard-send-receive) model with standard RS232 interface, 45 cps print speed, 110/150/300 baud, switch-selectable parity, top-of-form selector, Graphics capability under software control. £1,275.00

**Diablo 1355**  
Receive-only daisy wheel printer with parallel interface. £895.00

**Sekosha GP80.**  
BRAND NEW — LOW COST MATRIX PRINTER IDEAL FOR MICROPROCESSOR USERS SUCH AS HOBBYISTS & EDUCATIONALISTS OR ANY LOW-BUDGET APPLICATION  
★ Full upper/lower case ASCII PLUS GRAPHICS Mode  
★ 80-column printing with adjustable tractor feed  
★ Standard and double-width characters (12 cpi and 6 cpi)  
★ 30 cps print speed with 1-line buffer  
★ Standard parallel (Centronics-type) interface  
★ Optional interfaces available for RS232, IEEE488, Tandy, PET, Apple II  
★ ONLY £199.00 (Mail order total £234.60)

**Tally 1602**  
160 cps Matrix Printer with full 96 upper/lower case ASCII character set 7 x 7 dot matrix. 132 columns with adjustable tractor feed. bidirectional printing, double-width character feature, self test facility. Centronics-type parallel interface. £875.00

**Teletype.**  
**Low Cost Printer Offer.**  
Teletype 33 printer mechanism including case but no keyboard or electronics. 64 upper case ASCII, 10 cps, pinfeed platen, ideal for the electronic hobbyist ONLY £85.00

**PAPER TAPE PUNCHES**  
**Digitronics.**  
PI 35/20 paper tape punch. Solenoid-actuated unit capable of punching 5 to 8 channel tapes at speeds up to 35 cps. Pulse amplitude 27 VDC. Compact table-top unit. £95.00

**LOW COST VDUS**

**Hazeltine.**  
H1000 The low, low priced teletypewriter-compatible video display terminal, offering your choice of transmission speeds up to 9600 baud as well as parity generation and checking. 12 x 80 display upper case ASCII, RS232 interface, choice of baud rates Standard baud rates either (a) 110/300 or (b) 300/1200. (£25 surcharge for other combinations up to 9600 baud), SUPER VALUE £199.00

**H2000 Superb spec.**  
including full XY cursor addressing and edit facility. 27 x 74 display, upper case ASCII, RS232 interface, switch-selectable baud rates. £299.00

**H2000C NOW ALSO AVAILABLE**  
with 25 x 80 line format and C-MOS logic. £375.00

Also available from time to time  
Hazeltine 1500 from. £575.00  
Hazeltine 1510 from. £650.00

**GRAPHICS EQUIPMENT**

**Tektronix**  
4010-1 Graphics Terminal with high-resolution graphics mode, standard alphanumeric mode, printer port, integral stand. £1,750.00  
4014-1 Graphics terminal with enhanced graphics £695.00  
611 XY Storage monitor some with brand new tube from £1150.00 to £1500.00

**KEYBOARDS**  
**New ASCII Keyboards**  
KB756MF 56-station keyboard with full upper/lower case ASCII, parallel input, mounting frame for extra rigidity, power requirements +5V, —12V £39.00 (mail order total £47.15)  
KB771MF as per 756MF but with 71 keystations incorporating numeric pad and cursor control keys £65.00 (mail order total £77.05)  
KB702 Steel-enclosure for KB756 keyboard £18.00 (mail order total £23.00)

**SURPLUS ASCII KEYBOARDS**  
Clare-Pendar KB3, 63 Station reed-switch ASCII Keyboard with ROM and tested working, circuit diagram supplied. £35.00 (mail order total £41.98)  
Clare-Pendar KB3-63 station reed-switch keyboard untested and without ROM (circuit supplied) £15.00 (mail order total £18.98)

# Electronic Brokers

## NEW PRODUCTS



## Hameg

**NEW MODEL**

**HM 203 PORTABLE OSCILLOSCOPE (ILLUSTRATED)**

Dual Trace, DC to 20MHz, 8 x 10cm display. Rise time 17.5ns. Sensitivity 5mV/cm-20V/cm. Timebase 0.5µs-0.2s. X5 magnifier. X-Y operation. Auto or variable trigger. Channel 1, Channel 2, line and external. Coupling AC, or TV low pass filter. Weighs only 6kg. Size (mm) H. 145, W. 285, D. 380.

**Europe's standard service scope**  
Unbeatable value at £220.00

**HM 307 OSCILLOSCOPE**  
Single trace, DC to 10MHz. Rise time 35ns. 5mV/cm to 20V/cm. Timebase 0.5µs-0.2s. Built in component tester. LPS technique provides stable and reliable triggering up to 30MHz £138.00

**NEW MODEL.**

**HM 412-5 OSCILLOSCOPE**  
Dual Trace, DC to 20MHz, 8 x 10cm rectangular display with internal graticule. Rise time 17.5ns. Sensitivity 5mV/cm-20V/cm. Timebase 0.5µs-0.2s. X5 magnifier. X-Y operation. Z modulation. Auto (peak value) or variable trigger. Channel 1 or 2, altern. Ch. 1/II, line ext. Sweep delay. Variable hold-off time. Weight 7.5kg. £350.00

**HM 512-8 OSCILLOSCOPE**  
Dual trace, DC - 50MHz. Rise time 7ns. 5mV/cm-20V/cm. Timebase 100ns/cm-25/cm. X5 magnifier. X-Y operation. Z modulation. Sweep delay and delay line permits viewing of leading edge. THE BEST PRICED 50MHz SCOPE ON THE MARKET AT £580.00

All the above scopes are available with P7 long persistence C.R.T.'s (except HM 307) prices on application  
**The above prices do not include carriage or VAT (15%). Please send for Technical Literature.**  
W/W 202 for further details



SEE ALL THESE  
PRODUCTS AT  
TESTMEX 81  
STAND J8.

## Fluke

**\* BRAND NEW JUST RELEASED NOW 2 YEAR WARRANTY.**

**\* Fluke 8022B (Illustrated)**  
3½ Digit hand held LCD. DMM. AC/DC volts, DC/AC current, resistance, diode test. 0.25% basic DC accuracy. Overload protection. Vinyl carrying case C90 £8.00 £75.00

**\* Fluke 8021B.**  
Same spec as 8022B with additional audio tone for continuity. Vinyl case C90 £8.00 £85.00

**\* Fluke 8020B**  
3½ digit 0.1% basic DC accuracy. DC/AC volts, DC/AC current, resistance, diode test and conductance. Continuity beeper. Vinyl case C90 £8.00 £117.00

**\* Fluke 8024B**  
3½ digit, 0.1% basic DC accuracy. DC/AC volts, DC/AC current, resistance. Diode test, conductance, logic + continuity detect + temperature. Peak hold on voltage and current functions, continuity beeper. Vinyl case C90 £8.00 £155.00

**FLUKE 8050A**  
4½ Digit LCD DMM with true RMS on AC volts and current. DC volts 200mV-1KV, 10µV resolution. AC volts 200mV-750V, 10µV resolution. DC/AC current 200µA-2A, 0.01µA resolution. Resistance 200Ω-20MΩ, 0.01Ω resolution. Also reads dB direct referenced to 16 stored impedances. Conductance ranges 2mS and 200nS. £245 mains model £285 mains battery.

**FLUKE 8012A**  
3½ Digit LCD DMM with true RMS on AC volts and current. DC volts 200mV-1KV, 100µV resolution. AC volts 200mV-750V, 100µV resolution. DC/AC current 200µA-2A, 0.1µA resolution. Resistance 200Ω-20MΩ, 0.1Ω resolution. Low resistance 2Ω and 20Ω, 1mΩ resolution. Conductance ranges 2mS-20µS-200nS £218.00 mains model £244.00 mains battery.

**FLUKE 8010A**  
3½ Digit LCD DMM Same spec as 8012A plus a 10Amp AC/DC current range, but not low resistance range. £167.00 mains model £193.00 mains battery.

Also available a range of accessories including current shunts, EHT probe, rf probe, Temperature probe and touch and hold probe. Full details on request.

**The above prices do not include carriage or VAT (15%). Please send for Technical Literature.**

W/W 203 for further details



## I.C.E.

**680G MULTIMETER (ILLUSTRATED) 48 RANGES**

DC volts: 100mV-2-10-50-200-500-1000V AC volts: 2-10-50-250-1000-2500V DC current: 50-500µA-5-50-500mA-5A AC current: 250µA-2.5-25-250mA-2.5A Resistance: Ω x 1-Ω x 10-Ω x 100-Ω x 1000 and LowΩ, full range 1Ω-10MΩ Up to 100MΩ can be measured using ext. AC supply. dB scale -10 to +22dB. OdB = 1mW into 600Ω Sensitivity DC 20KΩ/V, AC 4KΩ/V. Accuracy 2.0% AC and DC. Battery Eveready No. 8 Overload capability 1000:1 on resistance ranges. Protected by internal 30Fuse. Size with case 10.8 x 11 x 3.7cm. Meter size 10cm. Supplied with leads and carrying case.

**£24.50**  
**680R HIGH ACCURACY MULTIMETER 80 RANGES**

DC volts: 100mV-2-10-50-200-500-1000V AC volts: 2-10-50-250-1000-2500V DC current: 50-500µA-5-50-500mA-5A AC current: 250µA-2.5-25-250mA-2.5A X2 switch on all voltage and current ranges except 2500V AC setting. Resistance: Ω x 1-Ω x 10-Ω x 100-Ω x 1000 and LowΩ, full range 1Ω-10MΩ, up to 100MΩ can be measured using ext. AC supply. dB scale -10 to +22dB. OdB = 1mW into 600Ω Sensitivity DC 20KΩ/V, AC 4KΩ/V. Accuracy DC 1%, AC 2%. Battery Eveready No. 3. Overload capability 1000:1 on resistance ranges. Protected by internal 3Ω fuse. Size with case 13.7 x 10.4 x 5.4cm. Meter size 12cm. Supplied with leads and carrying case.

**£32.00**  
**MICROTEST 80 POCKET SIZED MULTIMETER 40 RANGES**

DC volts: 100mV-2-10-50-200-1000V AC volts: 1.5-10-50-250-1000V DC current: 50-500µA-5-50-500mA-5A AC current: 250µA-2.5-25-250mA-2.5A Resistance: Ω x 1-Ω x 10-Ω x 100 and Low Ω, full range 1Ω-5MΩ dB scale -10 to +22dB. OdB = 1mW into 600Ω Sensitivity: DC 20KΩ/V, AC 4KΩ/V Accuracy 2% AC and DC. Battery Mallory RM 625N. Overload capability 1000:1 on resistance ranges. Protected by internal 3Ω fuse. Size with case 9.3 x 9.6 x 2.3cm. Meter size 8.5cm. Supplied with leads and carrying case.

**£16.60**  
**Please add £1.50 carriage per meter plus 15% VAT on total meter and carriage price. Send for Literature.**

W/W 204 for further details

**Electronic Brokers Limited**  
**61/65 Kings Cross Road**  
**London WC1X 9LN England**  
**Telephone: 01-278 3461**  
**Telex: 298694 Elebro G**

Hours of Business: 9a.m. - 5p.m. Mon-Fri. Closed lunch 1-2p.m.  
ADD 15% VAT TO ALL PRICES  
Carriage and Packing charge extra on all items unless otherwise stated.  
A copy of our Trading Conditions is available on request.




**SEE US AT COMPEC 81 STAND 5129 OLYMPIA NOV 17-20**

W/W 201 for further details



# From HAMEG...


The first portable scope with built-in Component Tester



HM 307-3  
£138\*

Y: Bandwidth 0-10MHz (-3dB) • Sensitivity: 5mV-20V/cm (±5%)  
X: Timebase 0.2μs/cm-0.2s/cm • X-Y: Bandwidth 1Hz-1MHz  
Triggering: auto/normal from 2Hz-30MHz (3mm), int./ext., +/-  
Component tester for individual or in-circuit checks • Screen 7cm •  
Calibrator 0.2V ± 1% • Stabilization of all important supply voltages •

The new dual trace scope



HM 203  
£220\*

Y: Bandwidth 0-20MHz (-3dB) • Sensitivity: 5mV-20V/cm •  
X: Timebase 40ns-0.2s/cm (±3%), incl. fine control and x5 magn.  
Triggering: automatic/normal from 2Hz-30MHz (3mm) • Source:  
Ch.I, II, line, ext.; TV filter, +/- • X-Y: Bandwidth 0-2MHz (-3dB) •  
Screen 8x10cm • Cal. 0.2V ± 1% • H.T. 2kV • Electron. stabil. •

HM 412-5  
£350\*

Y: Bandwidth 0-20MHz (-3dB)  
Sensitivity 2mV-20V/cm (±3%)  
X: Timebase 40ns-2s/cm incl.  
fine control and x5 magn. • Trig.:  
autom. peak value/norm. 40MHz,  
Ch.I, II, line, ext., +/-, AC, DC,  
TV low-pass filter • Single-shot •  
Sweep delay 100ns-1s • HO 10:1  
X-Y: 0-2MHz • Z-Modulation •  
Rectangular CRT, screen 8x10cm  
Graticule illumination • H.T. 2kV •

\* All prices: U. K. List, excluding V.A.T.

For further information on HAMEG's full range of top performance oscilloscopes, contact:

**HAMEG LTD.** 74-78 Collingdon Street LUTON  
Bedfordshire LU1 1RX Telephone (0582) 413174 Telex 825484

WW - 039 FOR FURTHER DETAILS

## WHO'S LOOKING... FOR Standard or Special LED INDICATORS



### WELL WE'VE GOT

Big ones, small ones, red ones, long ones, short ones, green ones, square ones, dot ones, round ones, yellow ones, rectangular ones, triangular ones, parallel ones, arrow ones, stepped ones, stackable ones, domed ones, tapered ones and bi-colour ones, not to mention

multi-LED and 10 segment bar array ones

alternatively

if you really want slightly sophisticated Panel Mounted Ones

take a long, close look at our rather nice 3mm & 5mm, matt black, nickel plated or anodised aluminium bodied, front mounting indicator ones

Of course we will do Special ones, Although to us it will probably be an Ex-Stock Standard One

And don't forget Our LED prices won't make your eyes water

**Zaerix Electronics Limited**  
46 Westbourne Grove, London W2 5SF, England  
Tel: 01-221 3642 Telex: 261306

WW - 034 FOR FURTHER DETAILS

# Carston

Second User Test Equipment, Calibrated to Manufacturer's original specification.

Prices from £	Prices from £	Prices from £	Prices from £
<b>ACOUSTIC &amp; VIBRATION</b> <b>BRUEL &amp; KJAER</b> 2113 Audio Frequency Spectrometer 1400 2203 Sound Level Meter 450 2305 Level Recorder 650 4230 Sound Level Calibrator 95 4424 Noise Dosimeter 375 <b>BRIDGES &amp; V and I STANDARDS</b> <b>GENERAL RESISTANCE</b> DAS56 DC V and I Calib 1μV-10V 30mA 600 <b>HEWLETT PACKARD</b> 4261A Digital Automatic LCR Bridge 975 4342 QLC Meter 22 KHz-70 MHz 1100 <b>MARCONI</b> TF868A Universal LCR Bridge 250 TF1313 Universal LCR Bridge 350 <b>WAYNE KERR</b> B224 LCR Bridge 0.1% 500 B521 LCR Bridge 115 <b>COMMS &amp; CABLE TEST EQUIPMENT</b> <b>CHASE</b> 35A Field Strength Meter 20-850 MHz 600 <b>HEWLETT PACKARD</b> 3556A psophometer 20 Hz-20 KHz 250 <b>TEKTRONIX</b> 1502 TDR Cable Tester CRT + Recorder 2950 <b>COMPUTER EQUIPMENT</b> <b>CENTRONICS</b> 702 matrix printer 500 <b>TEKTRONIX</b> 4610-1 Hard copy printer for 4010 series computer display terminals 1800 <b>COUNTERS &amp; TIMERS</b> <b>FLUKE</b> 1910A-1 125 MHz 7 digit Cntr. AC/Batt 300 1912 520 MHz 7 Digit Counter 375 1912A01 As 1912A but inc. re-charging batteries 430 1920A 520 MHz 9 Digit Counter inc. Brst. mode 575 1920A14 1250 MHz otherwise as 1920A 750 <b>HEWLETT PACKARD</b> 5300A 6 Digit Display Unit - P/in reqd. 99 5306B 1300 MHz Counter for 5300 325 <b>RACAL</b> 9024 600 MHz 7 1/2 digit Counter 220 9025 1 GHz 8 digit Counter 450 9905 200 MHz 8 digit Counter Timer 360 <b>SYSTRON DONNER</b> 6053 3 GHz 9 digit Counter BCD O/P 790 5103B Strip Printer for 6053/6054 375 <b>DIGITAL TESTING EQUIPMENT</b> <b>HEWLETT PACKARD</b> 5011T Logic troubleshooting kit 125 <b>TEKTRONIX</b> 7D01F Logic Analyser 16ch 50 MHz P/in 2850 832 Datacomm Test V24/RS232/1 loop 1150 <b>MAINS TEST EQUIPMENT</b> <b>COLE</b> T1007 Volt/Freq/Spike Monitor Rec O/P 110 <b>DATALAB</b> DL019 Mains Interface for DL905 300 <b>GAY</b> LDM AC/DC/Spike/Time inc Printer 1250 <b>MISCELLANEOUS</b> <b>AVO</b> RM215 AC/DC Breakdown/Leakage Tester 475 <b>COMARK</b> 1801BLS Thermom 10ch 87 + 1000°C type K N.B. Thermocouples not included 75 <b>DATALAB</b> DL901 Digital Transient Recorder 500 <b>HEWLETT PACKARD</b> X382A Rotary Vane Attenuator/WG16 175 <b>MULTIMETRICS</b> AF120 Dual H/Pass L/Pass active filter 20 Hz - 2 MHz 600 <b>TEKTRONIX</b> 521PAL Waveform scope 2200 528 TV Waveform Monitor 750 575 Semiconductor Curve Tracer 425 1485C TV Waveform Monitor PAL/NTSC 2300	<b>NETWORK ANALYSERS/ PHASEMETERS</b> <b>DRANETZ</b> 305B/3001 Phasemeter 2Hz-700KHz 990 <b>HEWLETT PACKARD</b> 8405A Vector Voltmeter 1-1000 MHz 2000 8414A Polar Display for 8410 N.W.A. 700 <b>THIS MONTH'S SPECIAL OFFERS</b> <b>PHILIPS PM 3260 120MHz OSCILLOSCOPE</b> Dual trace oscilloscope with sensitivities from 5mV-2V per div. Dual/delayed time base from 1s-5ns per div. Including X10 expander. Comprehensive trigger facilities. Supplied with two X10 switched probes and protective front cover. £1400 <b>HEWLETT-PACKARD 3400A A.C. MILLIVOLTMETER (true R.M.S.)</b> 12 Ranges from 1mV-300V F.S.D. also dB scale from -72 to +52 dBm (600Ω). Frequency range 10Hz-10MHz, 10MΩ input impedance D.C. output proportional to meter reading. £180 <b>GOULD DMM 7 3 1/2 DIGIT DIGITAL MULTIMETER</b> Compact "bench" 5 function digital meter with L.E.D. display. Measures as follows: A.C. and D.C. Volts 100μV-1200V A.C. and D.C. Current 100nA-10A Resistance 100Ω-20MΩ £95 <b>ONE YEAR GUARANTEE</b> CONTACT US FOR A CASH QUOTE ON YOUR UNDER-UTILIZED TEST EQUIPMENT <b>OSCILLOSCOPES &amp; ACCESSORIES</b> <b>GOULD ADVANCE</b> OS3300B 50 MHz 1mV 2 Trace 2T base 675 <b>HEWLETT PACKARD</b> 1804A 50 MHz 20mV 4 Trace Plug-in 625 1825A Dual Timebase Plug-in 500 1805A 100 MHz 5mV 2 Trace Plug-in 625 <b>PHILIPS</b> PM3211 15 MHz 2mV 2 Trace TV trig 390 PM3212 25 MHz 2mV 2 Trace TV trig 550 PM3244 50 MHz 5mV 4 Trace 2T base 1450 PM3262 100 MHz 5mV 2 Trace 2T base Tr View 1150 <b>TEKTRONIX</b> 465 100 MHz 5mV 2 Trace 2T base 1250 465B 100 MHz 5mV 2 Trace 2TB, inc Probes 1550 475 200 MHz 2mV 2 Trace 2T base 1750 485 350 MHz 5mV 2 Trace 2T base 2300 661/4S3/5T1A 1 GHz Sampling scope 775 7A12 105 MHz 5mV 2 Trace Plug-in 300 7A18 75 MHz 5mV 2 Trace Plug-in 400 7A19 500 MHz 10mV 1 Trace Plug-in 950 7A22 1MHz 10μV Differential Plug-in 575 7A24 350 MHz 5mV 2 Trace Plug-in 950 7A26 200 MHz 5mV 2 Trace Plug-in 625 7B53A 2 Timebase Plug-in 100 MHz Trig 500 7B80 Single Timebase 400 MHz Trig 550 7B85 Timebase with delay 400 MHz Trig 650 7603 100 MHz CRT r/out 3 slot M/Frame 1250 7704A 200 MHz CRT r/out 4 slot M/Frame 1350 P6013A X1000 12KV Probe 95 <b>TELEQUIPMENT</b> D63/V1/V1 15 MHz 2 Trace 1mV 525 D83/V4/S2A 50 MHz 1mV 2 Trace 2T 750 Big CRT 295 D1015 15 MHz 5mV 2 Trace TV trig <b>VUDATA</b> PS935/975 35 MHz 5mV 2 Trace - unit has built-in 3 1/2 digit DMM + 3 1/2 dig. enter 675 Note: we hold a range of cameras P.O.A. <b>OSCILLOSCOPES (STORAGE)</b> <b>HEWLETT PACKARD</b> 1703A 35 MHz 10mV 2 Tr 2TB 1000 Div/ms 1400 <b>TEKTRONIX</b> 466 100 MHz 5mV 2 Tr 2TB 1350cm/μs 2950	603 Bistable Storage Monitor XYZ amps 750 T912 10 MHz 2mV 2 Tr 1TB 250cm/ms 650 7834 400 MHz 4 Slot M/Frame 2500cm/μs 4990 <b>POWER MEASUREMENT</b> <b>FLUKE</b> 8921A 10 Hz-20 MHz 4 1/2 Digit & Analogue TRMS dBm/V meter 50Ω-1200Ω & 10MΩ 885 <b>HEWLETT PACKARD</b> 8481A Type N Coax sensor for 435A 200 478A Type N Coax sensor for 432A 90 <b>MARCONI</b> TF2512 DC-500 MHz Powermeter 145 TF893A 10 Hz-20 KHz Powermeter 135 <b>POWER SUPPLIES etc</b> <b>ADVANCE</b> 1V5S Inverter 24V DC to 240V AC 500W 300 <b>FARNELL</b> FSL5 V-20 A PSU module 100 L30B 0-30V variable 1A Metered 50 <b>FLUKE</b> 415B 0-3.1 KV variable 30mA Metered 550 <b>HEWLETT PACKARD</b> 6966A 0-36 V variable 10 A metered 250 <b>MARCONI</b> TF2154/1 0-30V variable Metered 75 <b>PHILIPS</b> PE1646 0-75V variable 6A Metered V+I 495 <b>PULSE GENERATORS</b> <b>ADVANCE</b> PG57 10 Hz-50 MHz 10V 50Ω Vari RT 6ns 190 <b>EH RESEARCH</b> 132 10Hz-3.5 MHz 50V 50Ω RT 10ns 2 pulse 120 <b>MARCONI</b> TF2025 0.2 Hz-25 MHz 10V 50Ω RT 7ns 2 pulse 350 <b>RECORDERS &amp; ACCESSORIES</b> <b>BRUNO WOELKE</b> ME102B Wow and Flutter meter 75 <b>BRYANS SOUTHERN</b> BS314 Chart 10" 4 Pen 16 speed 1950 BS316 Chart 10" 6 Pen 16 speed 2500 <b>HEWLETT PACKARD</b> 7015A XY 1 pen A4 size 700 7046A XY 2 pen A3 size 995 <b>SE LABS</b> 994 6 ch galvo preamp + DC bridge supply 450 6008 UV chart 8" 25 ch 16 speed 950 6150/51 UV recorder 12 ch-inc 6 ch amps 1000 <b>SMITHS</b> RE541 Chart 8" 1 pen 8 speed 250 RE501/4701 Cht 4" + XY 1ch 10 spd AC Batt 200 <b>SOLARTRON</b> 3240 Modular Data Logger system P.O.A. Note: UV recorders are priced less galvos <b>SIGNAL ANALYSIS EQUIPMENT</b> <b>MARCONI</b> TF2300A Mod Meter 1 MHz-1 GHz AM/FM 450 TF2330 Wave Analyser 20 Hz-50 KHz 700 Note: see also "Spectrum Analysers" <b>SIGNAL/FUNCTION/ + SWEEP GENERATORS</b> <b>ADVANCE</b> SG63D Generator 4-230 MHz AM/FM 200 <b>GENERAL RADIO</b> 1362 Generator 220-920 MHz 375 <b>HEWLETT PACKARD</b> 8640B Generator 500 KHz-512 MHz AM/FM Phase Lock 3800 618B Generator 3.8-7.5 GHz 975 612 Generator 450-1230 MHz 750 614 Generator 0.8-2.1 GHz 825 <b>MARCONI</b> TF144H/4S Generator 10 KHz-72 MHz AM 550 TF801D Generator 10 MHz-470 MHz AM 180 TF955/2 Generator 0.2-220 MHz AM/FM 870 TF1068B/1 Generator 10-470 MHz AM/FM 690 TF2012 Generator 400-520 MHz FM 550 TF2015 Generator 10-520 MHz AM/FM 1150 <b>PHILIPS</b> PM5127 Function 0.1 Hz-1 MHz Sin Sq Tri Rmp 450	<b>Prices from £</b> <b>TEXSCAN</b> 9900 Sweeper 10-300 MHz 6/in CRT disp 525 VS60 Sweeper 5-1000 MHz 890 <b>SPECTRUM ANALYSERS</b> <b>HEWLETT PACKARD</b> 141T/8552B/8555A Complete .01-18 GHz 8500 3580A 5 Hz-50 KHz with digi store disp 2450 8445A Pre-selector 0.01-18 GHz 2000 8558B 0.1-1500 MHz Plug-in for 180 series 3750 <b>MARCONI</b> TF2370 30 Hz-110 MHz Digi-store display built-in counter and tracking gen 7700 <b>VOLT/MULTI-METER (ANALOGUE)</b> <b>AVO</b> 8 Mk4 AC/DC/-V+Ω 70 <b>BOONTON</b> 92C AC/RF 10 KHz-1.2 GHz 1/2mV-3V 350 <b>HEWLETT PACKARD</b> 400E 10 Hz-10 MHz 1mV-300V DC O/P 285 400H 10 Hz-4 MHz 1mV-300V 75 411A 0.5-500 MHz 10mV-10V DC O/P 175 <b>MARCONI</b> TF2603 50 KHz-1.5 GHz 300μV-3V 300 TF2604 20 Hz-1.5 GHz 300mV-300V 425 <b>PHILIPS</b> PM2454B 10 Hz-12 MHz 1mV-300V DC O/P 250 <b>RACAL</b> 9301 RMS 10 KHz-1.5 GHz 100μV-300V 550 <b>VIBRON/E.I.L.</b> 33B-2 1mV-1V Electrometer 200 <b>VOLT/MULTI-METER (DIGITAL)</b> <b>BOONTON</b> 92AD 1999FSD 10 KHz-1.2 GHz 10μV res 525 <b>FLUKE</b> 8010A 2000 FSD TRMS AC/DC/V/Ω 140 8010A01 As 8010A + re-charging batteries 159 8020A 2000 FSD Handheld AC/DC/V/Ω + cond. 99 8022A 2000 FSD Handheld AC/DC/V/Ω 75 8030A-1 2000 FSD AC/DC/V/Ω Batt + AC 185 8050A 2000 FSD AC/DC/V/Ω dB TRMS 215 8800A 20000 FSD AC/DC/V/Ω 560 <b>HEWLETT PACKARD</b> 3490A 100000FSD AC/DC/V/Ω 625 <b>SOLARTRON</b> A200 1999FSD DC only 1μV-1 KV 85 A203 1999FSD AC/DC/V/Ω 175 A205 1999FSD TRMS AC/DC/V/Ω 195

## \* NEWS \*

WE ARE NOW DISTRIBUTORS FOR THE Crotech RANGE OF LOW COST HIGH PERFORMANCE OSCILLOSCOPES.

The range of six different models includes single and dual trace models with bandwidths of 10, 15 and 30 MHz. There are two battery powered scopes in the range, with optional mains powered battery eliminator/charger. Three models have built-in component testers which give on-screen indication of correct component function.

\* WRITE OR PHONE FOR OUR CROTECH BROCHURE WHICH CONTAINS TECHNICAL DETAILS AND PRICES OF THE COMPLETE RANGE.

EXAMPLES:  
Model 3030 Single trace 15 MHz 5mV sensitivity with built-in component tester £145  
Model 3337 Dual trace 30 MHz 5mV sensitivity with signal delay £355

PLUS 4 OTHER MODELS AT IN-BETWEEN PRICES

THESE INSTRUMENTS ARE BRAND NEW AND ARE AVAILABLE FROM STOCK

**Carston Electronics Ltd**  
01-267 5311

Shirley House, 27 Camden Road, London NW1 9NR. Telex: 23920.

Full details and specification of equipment listed, available. Because of long copy dates this list is not comprehensive - ring for inventory update or tell us your SPECIFIC NEEDS. Hours Monday to Friday 9.00 am-5.30 pm (4.30 pm Fridays). Prices exclude delivery and VAT. We take Access or Barclaycard.

WW - 005 FOR FURTHER DETAILS



# Sinclair ZX81 Personal Computer - the heart of a system that grows with you.

1980 saw a genuine breakthrough – the Sinclair ZX80, world's first complete personal computer for under £100. Not surprisingly, over 50,000 were sold.

In March 1981, the Sinclair lead increased dramatically. For just £69.95 the Sinclair ZX81 offers even more advanced facilities at an even lower price. Initially, even we were surprised by the demand – over 50,000 in the first 3 months!

Today, the Sinclair ZX81 is the heart of a computer system. You can add 16-times more memory with the ZX RAM pack. The ZX Printer offers an unbeatable combination of performance and price. And the ZX Software library is growing every day.

## Lower price: higher capability

With the ZX81, it's still very simple to teach yourself computing, but the ZX81 packs even greater working capability than the ZX80.

It uses the same micro-processor, but incorporates a new, more powerful 8K BASIC ROM – the 'trained intelligence' of the computer. This chip works in decimals, handles logs and trig, allows you to plot graphs, and builds up animated displays.

And the ZX81 incorporates other operation refinements – the facility to load and save named programs on cassette, for example, and to drive the new ZX Printer.



Every ZX81 comes with a comprehensive, specially-written manual – a complete course in BASIC programming, from first principles to complex programs.

## Kit: £49.95

### Higher specification, lower price – how's it done?

Quite simply, by design. The ZX80 reduced the chips in a working computer from 40 or so, to 21. The ZX81 reduces the 21 to 4!

The secret lies in a totally new master chip. Designed by Sinclair and custom-built in Britain, this unique chip replaces 18 chips from the ZX80!

### New, improved specification

- Z80A micro-processor – new faster version of the famous Z80 chip, widely recognised as the best ever made.

- Unique 'one-touch' key word entry: the ZX81 eliminates a great deal of tiresome typing. Key words (RUN, LIST, PRINT, etc.) have their own single-key entry.

- Unique syntax-check and report codes identify programming errors immediately.

- Full range of mathematical and scientific functions accurate to eight decimal places.

- Graph-drawing and animated-display facilities.

- Multi-dimensional string and numerical arrays.

- Up to 26 FOR/NEXT loops.

- Randomise function – useful for games as well as serious applications.

- Cassette LOAD and SAVE with named programs.

- 1K-byte RAM expandable to 16K bytes with Sinclair RAM pack.

- Able to drive the new Sinclair printer.

- Advanced 4-chip design: micro-processor, ROM, RAM, plus master chip – unique, custom-built chip replacing 18 ZX80 chips.




## Built: £69.95

### Kit or built – it's up to you!

You'll be surprised how easy the ZX81 kit is to build: just four chips to assemble (plus, of course the other discrete components) – a few hours' work with a fine-tipped soldering iron. And you may already have a suitable mains adaptor – 600 mA at 9 V DC nominal unregulated (supplied with built version).

Kit and built versions come complete with all leads to connect to your TV (colour or black and white) and cassette recorder.



## 16K-byte RAM pack for massive add-on memory.

Designed as a complete module to fit your Sinclair ZX80 or ZX81, the RAM pack simply plugs into the existing expansion port at the rear of the computer to multiply your data/program storage by 16!

Use it for long and complex programs or as a personal database. Yet it costs as little as half the price of competitive additional memory.

With the RAM pack, you can also run some of the more sophisticated ZX Software – the Business & Household management systems for example.

## Available now - the ZX Printer for only £49.95

Designed exclusively for use with the ZX81 (and ZX80 with 8K BASIC ROM), the printer offers full alpha-numerics and highly sophisticated graphics.

A special feature is COPY, which prints out exactly what is on the whole TV screen without the need for further instructions.

At last you can have a hard copy of your program listings – particularly

useful when writing or editing programs.

And of course you can print out your results for permanent records or sending to a friend.

Printing speed is 50 characters per second, with 32 characters per line and 9 lines per vertical inch.

The ZX Printer connects to the rear of your computer – using a stackable connector so you can plug in a RAM pack as well. A roll of paper (65 ft long x 4 in wide) is supplied, along with full instructions.

### How to order your ZX81

BY PHONE – Access, Barclaycard or Trustcard holders can call 01-200 0200 for personal attention 24 hours a day, every day. BY FREEPOST – use the no-stamp-needed coupon below. You can pay

by cheque, postal order, Access, Barclaycard or Trustcard.

EITHER WAY – please allow up to 28 days for delivery. And there's a 14-day money-back option. We want you to be satisfied beyond doubt – and we have no doubt that you will be.

To: Sinclair Research Ltd, FREEPOST 7, Cambr 1ge, CB2 1YY.				Order
Qty	Item	Code	Item price £	Total £
	Sinclair ZX81 Personal Computer kit(s). Price includes ZX81 BASIC manual, excludes mains adaptor.	12	49.95	
	Ready-assembled Sinclair ZX81 Personal Computer(s). Price includes ZX81 BASIC manual and mains adaptor.	11	69.95	
	Mains Adaptor(s) (600 mA at 9 V DC nominal unregulated).	10	8.95	
	16K-BYTE RAM pack.	18	49.95	
	Sinclair ZX Printer.	27	49.95	
	8K BASIC ROM to fit ZX80.	17	19.95	
	Post and Packing.			2.95

☐ Please tick if you require a VAT receipt

TOTAL £

\*I enclose a cheque/postal order payable to Sinclair Research Ltd, for £

\*Please charge to my Access/Barclaycard/Trustcard account no.

\*Please delete/complete as applicable.

Please print.

Name: Mr/Mrs/Miss

Address:

FREEPOST – no stamp needed. Offer applies to UK only.

WRW 11

# sinclair ZX81

6 Kings Parade, Cambridge, Cambs., CB2 1SN.  
Tel: (0276) 66104 & 21282.





### If everything were perfect...

... a control unit would consist of a volume control and a programme selector switch.

In practice, correctly designed tone controls can make a significant contribution.

For a constant sound level, replay from a gramophone record produces distortion which increases very rapidly at high frequencies — doubling in fact for every major third increase in pitch.

There comes a point when the contribution of this distortion is increasing at a greater rate than the

musical content and this is what decides the optimum setting of the comprehensive Quad filter system, an essential and integral part of every Quad pre-amplifier.

The rate of attenuation can be set anywhere between 0 and 25dB per octave starting at one of three frequencies 5k, 7k, or 10kHz and an appropriate setting can be found for each record to provide more of the music and less of the distortion.

To learn all about the Quad 44 write or telephone for a leaflet.


The Acoustical  
Manufacturing Co. Ltd.,  
Huntingdon PE18 7DB.  
Telephone: (0480) 52561.



**QUAD**  
for the closest approach  
to the original sound

QUAD is a registered trade mark.

WW - 050 FOR FURTHER DETAILS



## Model 3009-R

This new arm is a 9" version of the Model 3012-R and is suitable for standard decks.

Special features include:

- Thin-walled stainless steel tone arm.
- New design lateral balance system with longitudinal and lateral fine adjustment for cartridges weighing from 1½ - 26 grams, or plug-in heads up to 33½ grams.
- Extra-rigid low mass shell with double draw-in pins.
- Geometry optimised for 12" records.

The 3009-R has a typical effective mass of 12.7 grams and is intended for cartridges requiring a vertical tracking force of 1.5 grams and upwards. It is therefore particularly suitable for the many MC's in this category.

Easily adjustable and an excellent choice where the rapid interchange of cartridges is a requirement.

Full details will be sent on request.

**SME**

Write to Dept 0667, SME Limited,  
Steyning, Sussex, BN4 3GY, England  
☎ Steyning (0903) 814321  
Telex 877808 SME G

WW - 015 FOR FURTHER DETAILS





## Siemens-Printer terminals are our business


## A quiet word...

The characteristics of an ideal printer, whether it be for use as a teleprinter or a printer terminal might be stated as an efficient, quiet machine that can produce high quality text on plain paper in clear, indelible script.

Siemens' Model 1000 teleprinter and the versatile PT80 series printer terminals possess these attributes and many more. Indeed they are designed to satisfy a variety of today's text and communication requirements.

### Teleprinters and Data printers for the office

The conventional teleprinter, has been greatly refined over the years but some machines still need frequent maintenance checks and are too noisy for use in an open office. However, Siemens' development of printing mechanisms has allowed the noise producing parts to be reduced. This, together with the introduction of advanced electronic techniques have been built into the Model 1000 teleprinter.



This teleprinter offers many advantages over more conventionally styled teleprinters, the most significant features being quietness of operation and the extensive use of electronics to replace mechanical parts. The Model 1000 is so quiet it can be used in an open office, eliminating the necessity for a separate telex room housing a 'chattering' teleprinter.

The use of electronics also greatly reduces the need for preventive maintenance and regular periodic checks and, furthermore, makes for a smaller, more economical, easier-to-use machine. A prominent feature of the Model 1000 is the easily replaceable daisy wheel, and typewriter style red and black ribbon.

### Variants for different purposes

Siemens Model 1000 teleprinters are made in a number of variants. For example, receive-only versions, with paper tape attachments, and magnetic tape memories for bulk message storage and editing are available. For use in special environments there is a Model 1000 V designed for military type applications.

### Model 1000 S

The teleprinter Model 1000 S is an exciting new development using the latest technological advances. The versatility of the Model 1000 S is illustrated by the fact that it will produce both latin and non-latin script and switch between them when required e.g. Arabic, Greek, Cyrillic, Hangul or Farsi. The Model 1000 S is available with either a daisy-wheel, a needle-printer head, or an ink-jet. Optional items include a visual display unit and floppy disk message store.

### Security - a growing problem


Industry, commerce, Government departments, and large international concerns and institutions frequently have a communications security requirement. The Model 1000 CA (Cryptographical Application) gives the message originator and recipient protection from any electronic 'eaves-dropping'. This is done by encyphering and decyphering the message through a built-in cryptographic device. This machine has been designed to be compatible with all standard telegraph circuit options.

### PT80 - a concept for today

The PT80 printer terminals are a result of many years' operational experience in both text and data communications. In essence, these machines are electronic terminals suited to a wide range of communications and data networks as well as process control.

The PT80 printer terminal uses either a 12 needle printing head for refined print quality, or alternatively the Siemens revolutionary ink-jet mechanism to achieve the ideal particularly in respect of minimal noise. The PT80 uses the ink-jet principle to attain a printing speed of up to 270 characters per second. The principle is featured very simply in the illustration on this page, with the droplet being ejected by means of a shockwave which causes a momentary increase in pressure in the nozzle.

What happens immediately afterwards in front of the nozzle orifice is shown in our illustration. The shockwave in the nozzle is generated by a piezo-electric transducer to which a voltage is momentarily applied. Siemens has ensured that ink is ejected only as and when needed.



### Versatility

As with Siemens' Model 1000 teleprinters a number of PT80 variants are available to suit specific requirements. For example, there are receive-only machines with needle or ink-jet printing, a teleprinter (PT80-5) and a variant with paper tape attachments for automatic send/receive. There is also a wide variety of character sets and an extensive range of interface modules to suit most telecommunications and data peripheral requirements.

### PT80-H

Also available is the PT80-H, designed to print airline-style tickets, multi-part forms and continuous pre-printed stationery. This machine has the ability to recognise the validity of each ticket by series and type and adjust the print format accordingly. It can also be fitted with an integral guillotine, so that forms can be cut to size as they are used.


### Easy servicing

Again, as with the Model 1000 teleprinter, these printer terminals are based on the modular design concept. For example, plug-in modules of the PT80i enable a fast and therefore economical service support.

### Operational flexibility

PT80 machines generally operate with seven-bit codes or alternatively the PT80-5 teleprinter variant uses the five-bit code. The standard terminals are suitable for operating at speeds of up to 600 baud, the teleprinter variant at up to 200 baud, and the PT80i up to 4800 baud. All the PT80 terminals satisfy the requirements for a flexible character set.

Notwithstanding their advanced specification, the PT80 range of printer terminals is compact and simple to use and along with the Model 1000 teleprinters they are perfect examples of 'quiet words from Siemens'.



For full information, cut out the coupon and send to Marketing Services Dept., Siemens Ltd., Siemens House, Windmill Rd. Sunbury-on-Thames, Middlesex TW6 7HS. Or telephone Sunbury-on-Thames (09327) 85691. Tx. 8951091.

Name \_\_\_\_\_  
Position \_\_\_\_\_  
Company \_\_\_\_\_  
Address \_\_\_\_\_

WW

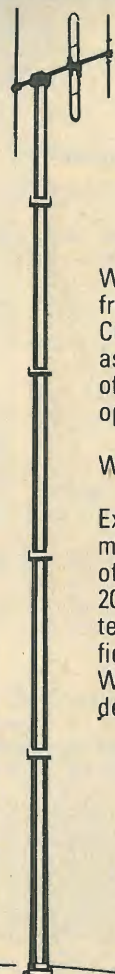
WW - 095 FOR FURTHER DETAILS



# FAST ERECTING CLARK MASTS

Here is the expertise  
you can depend on -

**25**  
years in this  
specialist  
field




Clark P.T. mast, vehicle-mounted in Range-Rover. The P.T. series of masts is widely accepted by international broadcasting authorities. It is for field strength measurement work that they have been in particular demand. Extended heights 4.1m. to 21m.

When you choose a mast from the comprehensive Clark range you are assured of a high standard of Engineering and operational reliability.

Why compromise?

Extended heights 4 metres-30 metres, capable of lifting headload 1 kg.-200 kgs. Sectional or telescopic air operated for field or vehicle mounting. Write of phone us for details today.



**CLARK MASTS LTD.**

Binstead,  
Isle of Wight,  
PO33 3PA, England.  
Telephone: Ryde (0983) 63691, Telex: 86686.

WW - 036 FOR FURTHER DETAILS



Just **50p** will bring you the latest Wilmslow Audio 80 page catalogue packed with pictures and specifications of HiFi and PA Speaker Drive Units, Speaker Kits, Cabinet Kits . . . .

1000 items for the constructor.

CROSSOVER NETWORKS AND COMPONENTS.  
GRILLES, GRILL FABRICS AND FOAM. PA, GROUP  
DISCO CABINETS - PLUS MICROPHONES -  
AMPLIFIERS - MIXERS - COMBOS - EFFECTS -  
SPEAKER STANDS AND BRACKETS - IN-CAR  
SPEAKERS AND BOOSTERS ETC. ETC.

★ Lowest prices - Largest stocks ★

★ Expert staff - Sound advice ★

★ Choose your DIY HiFi Speakers in the comfort ★  
of our listening lounge.

(Customer operated demonstration facilities)

★ Ample parking ★

★ Access Visa American Express accepted ★



0625 529599

35/39 Church Street, Wilmslow, Cheshire SK9 1AS



Lightning service on telephoned credit card orders!



WW - 069 FOR FURTHER DETAILS

## SAFGAN DT-400 Series BRITISH MAKE DUAL TRACE 'SCOPES



NEW  
20MHz

LOW COST

DT-410 £169\*  
DT-415 £175\*  
DT-420 £188\*  
\* Ex V.A.T.

RELIABLE  
WITH  
18 months  
GUARANTEE

DT-410, 10 MHz	DT-415 15MHz	DT-420 20MHz
★ CH1, CH2: 5mv/div - 20v/div.	★ External Trigger	
★ Time Base: 1 sec/div - 100ns/div.	★ Z-Modulation.	
★ XY Facility: Matched XY inputs.	★ CAL output 1v 1kHz.	
★ Trigger: Level control, ± Slope selection.	★ Graticule blue ruled 8x10 div. (4in. CRT).	
★ Auto, Normal, TV Triggering.	★ Size: H215mm, W165mm, D280mm.	
	★ Weight: 4kg.	

PROBE (XI-REF-X10) £10.50

**SAFGAN ELECTRONICS LTD.**


24 GUILDFORD ROAD, WOKING, SURREY TEL WOKING (04862) 69560  
Carriage: England & Wales £6.50 + V.A.T.; Scotland £9.50 + V.A.T.  
London Stockist: Audio Electronics - Tel: 01-724 3564  
North-West Stockist: Darnley Supplies, Warrington, Ches. - Tel: Warrington 64764  
Avon Stockist: L.F. Hanney, Bath - Tel: Bath 24811  
Cardiff Stockist: Steve's Electronics Supply Co. Cardiff - Tel: (0222) 41905  
Chesterfield Stockist: Kays Electronics, Chesterfield - Tel: (0246) 31695  
Newcastle Stockist: Aitken Bros. & Co., Newcastle - Tel: 0632 26729  
Birmingham Stockist: P.A.T.H. Electronic Services - Tel: 021-327 2339  
Derby Stockist: RTS, Derby - Tel: (0332) 41235



WW - 102 FOR FURTHER DETAILS



# AMCRON INDUSTRIAL MUSCLE



**Model - M600**

- ★ POWER RESPONSE DC - 45KHz ± 1dB.
- ★ OUTPUT POWER IN EXCESS OF 1.5KW INTO 2.75 Ohm LOAD (CONTINUOUS R.M.S.).
- ★ D.C. OUTPUT 20 AMPS AT 100 VOLTS OR 2KVA.
- ★ HARMONIC DISTORTION LESS THAN 0.05% DC-20KHz AT 1kW INTO 6 OHMS.
- ★ PLUG-IN MODULES: CONSTANT VOLTAGE/CURRENT, PRECISION OSCILLATORS ★ UNIPOLAR AND BIPOLAR DIGITAL INTERFACES, FUNCTION GENERATORS, AND MANY OTHERS.
- ★ OUTPUT MATCHING TRANSFORMERS AVAILABLE TO MATCH VIRTUALLY ANY LOAD.
- ★ FULL OPEN AND SHORT CIRCUIT PROTECTION GUARANTEED STABLE INTO ANY LOAD.
- ★ TWO UNITS MAY BE CONNECTED TO PROVIDE UP TO 4kW.
- ★ INTERLOCK CAPABILITY FOR UP TO EIGHT UNITS.
- ★ 3-YEAR PARTS AND LABOUR WARRANTY.
- ★ UNITS AVAILABLE FROM 100VA-12KVA.

For full details on all Amcron Products write or phone Chris Flack



## Analogue Associates

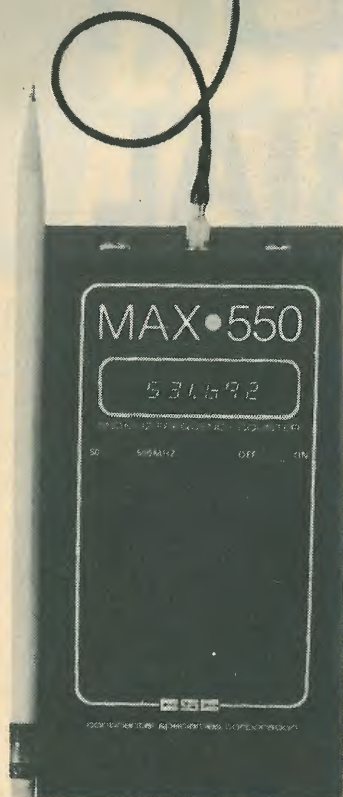
PROFESSIONAL AUDIO AND INDUSTRIAL ELECTRONICS

P.O. BOX 3  
ATTLEBOROUGH  
NORFOLK NR17 2PF  
Tel: 0953-452477

WW - 044 FOR FURTHER DETAILS



# The portable professional



A frequency counter that fits in the palm of your hand. That's the MAX-550 from G.S.C. An accurate, easy-to-use instrument with a guaranteed measuring range from 1kHz to 550MHz, the MAX-550 measures only 2x6x1.5 inches and weighs less than half a pound. Yet its bright 6-digit LED display and its internal crystal-controlled timebase combine to give readings with an accuracy of 3 parts per million on signals down to 250mV.

Simple to operate? It has to be, with no need for switching or adjustment of polarity, slope, trigger or input level, and with built-in automatic lead-zero blanking. It runs from internal rechargeable batteries or an external d.c. supply, comes with a whole range of accessories, and costs – believe it or not – only £85 (plus V.A.T. and P.&P.)

To find out more, fill in the coupon right away.

GLOBAL SPECIALTIES CORPORATION



G.S.C. (UK) Limited, Dept. 7B

Unit 1, Shire Hill Industrial Estate, Saffron Walden, Essex CB11 3AQ.  
Telephone: Saffron Walden (0799) 21682. Telex: 817477.

G.S.C. (UK) Limited, Dept. 7B, Unit 1, Shire Hill Industrial Estate, Saffron Walden, Essex CB11 3AQ

MODEL MAX-550	FREQ. COUNTER	Unit price inc. P & P, 15% V.A.T. £99.48	Qty Req'd.
---------------	---------------	--	------------

Name \_\_\_\_\_

Address \_\_\_\_\_

I enclose cheque/P.O. for £ \_\_\_\_\_

American Express card no. \_\_\_\_\_

or debit my Barclaycard/Access/

exp. date \_\_\_\_\_

FOR IMMEDIATE ACTION – The G.S.C. 24-hour, 5 day a week service.  
Telephone (0799) 21682 and give us your Barclaycard/Access/American Express  
number and your order will be in the post immediately.

For FREE  
catalogue  
tick box ☐

WW – 023 FOR FURTHER DETAILS

For  
your  
FREE  
Catalogue  
Send 30p to cover P&P

Elliott Electronics Ltd.,  
Leicester 0533-553293

F. Blakley & Sons Ltd.,  
Heywood 0706-65087

F.P. Tools Ltd.,  
Motherwell 069-65672

Horizon Electronics Ltd.  
Glastonbury 0458-3360

Ibis Electronics Ltd.  
Wokingham 0734-79117

Batvale Marketing Ltd.  
Ely 0353-77832  
Ely 0353-77875  
(24 hrs)

## Soldering Desoldering Instruments

### SOLDERING IRONS

A new range of UK Manufactured thermostatically controlled and thermally balanced instruments, which we believe are the finest range on the market today. Designed to incorporate safety standards BS3456, VDE, SEMKO, NEMKO, SEV, CSA and UL.

Model C 15 watt 230/240 volts AC/DC  
precision soldering iron fitted with 2.3mm  
iron coated bit.

Construction is such that the heat produced by the  
element inside a stainless steel shaft is transferred to the  
soldering bit with maximum efficiency.

OK-002 Thermally balanced  
soldering iron – 240V operation  
Features: – Similar to the OK 001 but increased  
barrel length to provide for greater access.

OK-001 Thermally balanced Soldering  
Iron – 240V operation

Features: – Short heating element barrel for greater  
tip control and a lightweight, slim, well-balanced  
handle which remains cool even after hours of  
operation.

OK New Desolder Pump is High Quality,  
Low Cost

DP-1 Desolder Pump offers full industrial performance  
and features of an "economy" price.

### DESOLDERING BRAID

#### Specification

FM1 (Yellow Label) 1.3mm (0.050").  
FM2 (Green Label) 1.9mm (0.075").  
Supplied in 5' dispenser reels.

**ELECTROWARE\***  
DUTTON LANE EASTLEIGH SO5 4AA TEL (0703) 610944/5

AVAILABLE FROM ALL LEADING ELECTRONIC DISTRIBUTORS

Jee Distribution Ltd.,  
Middlesex. 01-897-3429

Watford Electronics Ltd.,  
Watford. 0923-37774

Technomatic Ltd.,  
London. 01-452-1500

WW – 030 FOR FURTHER DETAILS

Transam,  
London. 01 405 5240

A. Marshall (London) Ltd.,  
London. 01-624-0805

Interface Components Ltd.,  
Arnersham. 02403-22307

New Bear Computing Store Ltd.,  
Newbury. 0635-30505

# All stations GO!



Soldering equipment designed by specialists for professionals.

## ADCOLA 101 Soldering Unit

### FEATURES

- no moving parts
- no magnetic effect
- no tip voltage
- no mains interference
- no real maintenance costs (bit/tip changes only)

- variable lockable temperature 120°C – 420°C
- total 50 watt electronic control (±2%)
- simple plug-in bits/tips
- electrical safety approved 240V 24V
- easy tool interchangeability from one Unit to another

## ~or complete 2001 Soldering Station

Soldering tool and control unit as Unit 101 but  
with the additional features

- filtered two speed fume extraction
- built in bench lighting
- solder reel dispenser
- clear bench area
- Adiron® long life bits/tips the same range as that for Unit 101

ADCOLA  
ADIRON®  
long life  
bits/tips  
simple plug-in  
type suitable  
for both Unit 101  
and Unit 2001

### Range of 10 ADIRON® long life bit profiles

B42LL B38LL B50LL B14LL B35LL B44LL B36LL B37LL B46LL B40LL



**ADCOLA**  
PRODUCTS LIMITED  
(Regd. Trade Mark)

For full  
details  
contact

ADCOLA PRODUCTS LIMITED Gauden Road London SW4 6LH  
Telephone Sales (01) 622 0291 Telex 21851 Adcola G

WW 049 FOR FURTHER DETAILS




LONDON'S  
TEST EQUIPMENT  
CENTRES

# AUDIO ELECTRONICS

Retail • Mail Order • Industrial • Educational • Export

OPEN SIX DAYS A WEEK • CALL IN AND SEE FOR YOURSELF

ALL MODELS  
ON DISPLAY  
ALL PRICES INCLUDE VAT



## TRIO OSCILLOSCOPES

Range of mains operated Scopes with 5" displays, triggered sweep (UK c/p £3.50)


DUAL TRACE	
CS1562A 10 MHz, 10 MV, 1 micro sec.	£267.95
CS1560A 11.5 MHz, 10mV, 0.5 micro sec.	£341.55
CS1566A 20 MHz, 5mV, 0.5 micro sec.	£363.40
CS1577A 35 MHz, 2mV, 0.1 micro sec.	£523.25
CS1830 Mk II 30MHz, 2mV, 0.2 micro sec. (fitted delay line)	£626.75
CS1575 5 MHz, 1mV, 0.5 micro sec. Multi display Audio scope.	
	£312.80

CS1820 20 MHz, 2-5 mV 1 micro delay sweep £483.00

## SINGLE TRACE

CS1559A 10 MHz, 10mV, 1 micro sec. 5" display Triggered sweep (UK c/p £3.50)	£251.85
CS1303D 5 MHz, 10mV, low sweep for observation below 1 Hz and up to 450 MHz, 75mm display (UK c/p £2.00)	£124.20
Optional probes - all models.	
X1 £7.95 X10 £9.45 X1-X10 £10.50 X100 £16.95	

## MULTIMETERS



(UK c/p 65p or £1.00 for two)

### CHOOSE FROM UK'S LARGEST RANGE

KRT101 10 range pocket 1K/Volt	£4.50
KRT100 12 range pocket 1K/Volt	£5.50
NH55 10 range pocket 2K/Volt	£6.50
AT11 12 range pocket Deluxe 2K/Volt	£7.75
ST5 11 range pocket 4K/Volt	£8.50
NH56 22 range pocket 20K/Volt	£11.95
YN360TR 19 range plus Hfe Test 20K/Volt	£13.50
ST303TR 21 range plus Hfe Test 20K/Volt	£15.95
KRT5001 16 range - range double 50K/Volt	£16.50
AT1020 19 range Deluxe plus Hfe Test 20K/Volt	£16.95
ETC5000 As KRT5001 plus colour scales 50K/Volt	£17.95
7081 18 range - range double 10A DC 50K/Volt	£20.85
TMK500 23 range. Plus 12A DC Plus Cont. Buzzer 30K/Volt	£22.75
AT205 21 range Deluxe 10A DC 50K/Volt	£25.75
C7080 26 range large scale 10A DC, 5KV AC/DC 20K/Volt	£27.50
AT210 23 range Deluxe 12A AC/DC 100K/Volt	£31.00
360TR 23 range Large scale 10A AC/DC Hfe Test 50Meg ohm. 1KV AC/DC 100K/Volt	£34.95

## CLAMP-ON-METERS INSULATION TESTERS



Multi-range clamps all with resistance range, carry case & leads. Also digital and DC clamp in stock (UK c/p 75p)

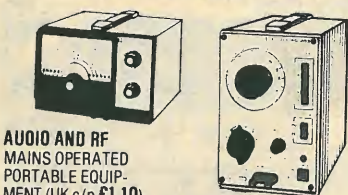
ST300 300A 600V 9 ranges	£25.95
ST301 300A 600V 9 ranges	£29.95
K2602 150A, 600V, AC 7 ranges	£35.95
*K2606 300A, 600V, AC 8 ranges	£44.00
K2803 300A, 600V, AC 9 ranges	£53.95
K2903 900A, 750V, AC 9 ranges	£77.50
K2103 1000A, 750V, AC 9 ranges	£95.00
*Optional temperature probe	£13.80

## ELECTRONIC INSULATION TESTERS

Battery operated complete with carry case (UK c/p £1.00)

YF500L 500V/100Meg. Plus 0-100 ohm	£55.00
K3103 600V/100Meg. Plus 0-2.6K ohm	£95.00
K3106 500V & 1000V, 1000 & 2000Meg	£104.00
K4101 Earth resistance tester	£136.50
M500 Hand cranked insulation tester 500V/100Meg.	£67.50

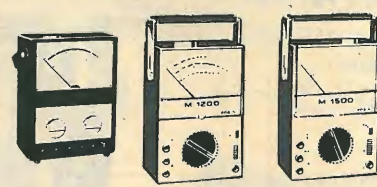
## TRIO GENERATORS



### AUDIO AND RF MAINS OPERATED PORTABLE EQUIPMENT (UK c/p £1.10)

SG402 6 range RF 100 KHz - 30 MHz ± 1.5. INT/EXT MOD. 100 mV o/p Variable	£68.00
AG202A Matching 4 range Audio. 20 Hz - 200 KHz Sine Square. Distortion 0.5-1% Variable o/p to 10V	£78.20
AG203 5 band 10 Hz - 1 MHz. Sine/Square: 0.5dB deviation. Distortion Max. 0.1% Switched Alternator & variable.	£126.50
ALSO IN STOCK Newtronics 200P & 200SPC 0.002 Hz 5.5 MHz Generators (200 SPC with 100 MHz counter)	

## PROFESSIONAL MULTIMETERS



(UK c/p £1.50) All featuring AC/DC Volts/Current & Ohms ranges.

M1500 43 range 20K/Volt: AC/DC 10A	£53.50
M1200 30 range 100K/Volt: AC/DC 15A 200 Meg ohm	£67.50
K1400 26 range large scale 20K/Volt: 10A AC/DC: 20 Meg ohm: 5kV AC/DC	£79.95
K200 39 range 10 Meg ohm input, 25 Hz-1 MHz	£95.00
OPTIONS Cases: M 1500 & 1200 £16.50: K1400 £19.00	
Temperature Probe for K1400 £13.80	

## THANDAR - SINCLAIR

Reliable low cost portable instruments, bench models all 25.5 x 15 x 5cm. Generators mains operated rest battery (supplied). UK c/p Hand models 65p, bench £1.15

### DIGITAL MULTIMETERS (3 1/2 digit LCD)

TM354 Hand held, DC 2A, 2m ohm, 1mV - 1000V DC, 500V AC	£45.94
TM352 Hand held, DC 10A, Hfe test. Continuity test	£57.44
TM353 Bench, 2A AC/DC, 1000V AC/DC, 20M ohm. Typical 0.25% New low price	£86.25
TM351 Bench, 10A AC/DC, 1000V AC/DC, 20M ohm Typical 0.1%	£113.85

### FREQUENCY COUNTERS (8 Digit)

PFM200A Hand held LED 200 MHz, 10mV (600 MHz with TP600)	£67.50
TF040 Bench LCD, 40 MHz, 40mV (400 MHz with TP600)	£126.50
TF200 Bench LCD, 200 MHz, 10-30mV (600 MHz with TP600)	£166.75
TP600 600 MHz + 10 Prescaler 10 mV	£43.13

### GENERATORS (All bench models) mains operated

TG100 Function, 1 Hz-100 KHz. Sine/SQ/Triangle/TTL	£90.85
TG102 Function, 0.2 Hz-2 MHz. Sine/SQ/Triangle/TTL	£166.75
TG105 Pulse, 5 MHz-5 Hz (200ns-200ms) various outputs	£97.75

### OSCILLOSCOPE (Bench model low power portable)

10 MHz 2" trace, 10mV, 0.1 micro sec. All facilities. Model SC110	£159.85
(Rechargeable battery pack £8.63, AC adaptor/charger	£5.69

### OPTIONAL ITEMS

Carry case (bench only) £6.84 AC Adaptors (state model) £5.69

## CROTECH OSCILLOSCOPES

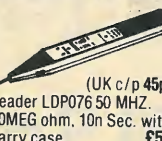
Range of Portable Scopes mains and battery operated. Plus special features (UK c/p £3.00)

3030 Single trace 15 MHz, 5 mV, 0.5 micro secs. Plus built in component tester, 95mm tube	£166.75
3131 Dual trace 15 MHz, trig to 35 MHz, 5mV, 0.5 micro sec, 130mm tube, plus component tester.	£264.50
3034 Battery-mains dual trace 15 MHz, trig to 20 MHz, built in Nicads, 5mV, 0.5 micro secs. (Eliminator charger optional £28.75)	£356.50

Also Available 3033, single trace 3034

3035, 130mm 3030	£293.25
3337, dual 30 MHz, 130mm	£189.75
(Optional Probes all models - see Trio above)	£408.25

## LOGIC PROBE



(UK c/p 45p)

Leader LDP076 50 MHz, 10MEG ohm, 10n Sec. with carry case

## DIRECT READ HV PROBE



(UK c/p 65p)

0/40KV: 20K Volt £18.40

## OSCILLOSCOPE PROBE KITS



(UK c/p 50p per 1 to 3)

Available BNC plug or Banana X1 £7.95 X10 £9.45 X1-X10 £10.50 Also X100 (BNC only) £16.95

## THURLBY

### DIGITAL MULTIMETER

4 1/2 Digit, 0.05% 7 Function LCD Made to exacting standards in UK 30 ranges: 1200V DC, 750V AC, 10A AC/DC, 32 Meg ohm. Also includes frequency measurement to 4 MHz and 4 KHz output. Price is with batteries, test leads and mains adaptor. (optional carry case £20.45)

£171.00  
UK c/p £1.00

CALLERS WILL ALWAYS FIND A RANGE OF LOW COST TEST EQUIPMENT, ACCESSORIES, TOOLS, IRONS AND BOARDS IN STOCK. ALSO SPECIAL OFFERS FOR CERTAIN EQUIPMENT WHICH WILL VARY FROM TIME TO TIME

PRICE CORRECT AT TIME OF PREPARATION E & OE. ALL PRICES INCLUDE VAT.

CHOOSE FROM UK'S LARGEST RANGE

ALL PRICES INCLUDE VAT

# AUDIO ELECTRONICS

Cubagate Limited

301 EDGWARE ROAD, LONDON, W2 1BN, ENGLAND. TELEPHONE 01-724 3564  
ALSO AT HENRYS RADIO, 404/406 EDGWARE ROAD, LONDON W2

OPEN SIX DAYS A WEEK • CALL IN AND SEE FOR YOURSELF

Order by Post with CHEQUES/ACCESS/VISA or Telephone your order

WW - 093 FOR FURTHER DETAILS

## FREE CATALOGUE!

Send large SAE (20p UK) Schools, Companies, etc. free on request.


LONDON'S  
TEST EQUIPMENT  
CENTRES

# AUDIO ELECTRONICS

Retail • Mail Order • Industrial • Educational • Export

OPEN SIX DAYS A WEEK • CALL IN AND SEE FOR YOURSELF

ALL MODELS  
ON DISPLAY  
ALL PRICES INCLUDE VAT



## LCD DIGITAL MULTIMETERS

### SPECIAL PURCHASE-LIMITED PERIOD ONLY

6220 Reliable 22 range hand held 3 1/2 digit LCD with volt/ohms auto range, unit and range signs, 10 amp AC/DC, battery warning, lower power ohms range. Model 6110 Also has range hold, continuity buzzer and improved accuracy. All models high quality rotary operation. Resolution 0.1 milli volt: 10-Micro amp: 0.1 ohm.


6220 1000V DC: 0.2/10A AC/DC: 600V AC: 2meg ohm. Was £55.95 NOW £42.95

6110 As above plus 20mA AC/DC and improved accuracy. Was £85.95 NOW £59.95

### THIS SPECIAL OFFER IS QUALITY WITH VALUE

Also in stock.	
6200 20/200mA version of 6220 (i.e. no 10 amp)	£37.95
6100 0.2A version of 6110 (i.e. no 10 amp)	£49.95
188m 16 range with Hfe checker, 10 amp DC	£43.50
189m 30 range with Hfe checker, 10 amp AC/DC	£69.95

## GLOBAL SPECIALISTS EQUIPMENT



### Generators (UK c/p £1.00)

2001 1 Hz-100 KHz sweepable function generator. TTL/Sine/Square/Triangle. All facilities: Mains £89.00

4001 Ultra Variable Pulse Generator: 0.5 Hz-5 MHz Every facility: Mains £109.00

### Frequency Counters (UK c/p 80p)

MAX100 100 MHz Counter. Battery operated. 8 Digit 30mV typical. Bench portable LED £89.00

MAX50 6 digit 50 MHz Hand held LED £56.00

MAX550 2 range 6 Digit 550 MHz hand held LED £97.75

PS500 500 MHz prescaler for MAX50/100 £34.50

Circuit Powered Logic Probes Pulsers and Monitors (UK c/p 65p)

LP1 DTL/TTL/CMOS: 10 MHz, 100K ohm: Pulse: Memory £35.50

LP2 DTL/TTL/CMOS: 1.5 MHz, 300K ohm: Pulse: Memory £19.95

LP3 DTL/TTL/CMOS: 50 MHz, 500K ohm: Pulse: Memory £55.95

LM1 AII, 8, 10, 12, 14 & 16 Pin IC'S. Indicates Pins on/off DTL/TTL/CMOS/HTL. Logic Monitor £33.00

DP1 Digital Pulse. Single shot or 100pps. £58.50

## SABTRONICS EQUIPMENT

New reliable range of DMM's and frequency computers with those extra facilities and competitive prices. All battery operated (supplied). Except 5020A mains. Optional mains eliminators available. 8 DIGIT COUNTERS 0.1 Hz to 10 Hz Res. 10mV sensitivity to 100 MHz (UK c/p £1.00)

8110A 20 Hz-100 MHz in 2 ranges £95.45

8610A 20 Hz-600 MHz in 3 ranges £113.85

9 DIGIT COUNTERS 30mV sensitivity to 1GHz. Resolution 0.1 Hz-10 Hz

8610B 10 Hz-600 MHz in 3 ranges £125.35

8000B 10 Hz-1GHz in 3 ranges £184.00

FUNCTION GENERATOR (UK c/p £1.00)

with mains adaptor

5020A 1 Hz-200 KHz Sine/Square/Triangle/TTC Freq. sweep. Low distortion £98.90

DIGITAL MULTIMETERS Two LCD hand held - one with temperature range. Also LCD and LED Bench models.

2035A 3 1/2 digit LCD hand. 2A AC/DC 20Meg ohm ETC £95.45

2037A As 2035A with -50°C to +150°C Temp. range 0.1° resolution £109.25

2010A 3 1/2 Digit LED. Auto decimal & minus. 10A AC/DC: 20Meg ohm etc. £95.45

2015A LCD version of above £109.25 (c/p 2035/37A 65p: All others £1.00)

Options Touch & hold Probe for DMM's £14.95

Battery eliminators (state model) £5.69

### POWER SUPPLIES

13.8 volt. Output regulated mains operated (c/p £1.00)

3 to 5 amp £15.50

5 to 8 amp £17.95

### VARIABLE REGULATED POWER SUPPLIES

Mains operated regulated single metre (UK c/p £1.50)

241 0/12-0/24V 1 amp £35.00

154 5-15 volt 3 amp £44.00

423 0/12-0/24V 3 amp £54.00

### AMATEUR/CB

KDM6 1.5 to 250 MHz Dip meter

6 ranges £38.50

SWR9 3-150 MHz SWR + F/S £9.50

SWR50 Twin meter SWR + Power 1KW max. £13.95

310 Single meter SWR + Power 10W £8.95

110 SWR/Power/FS-10/100W £11.95

171 As '110' Twin meter £14.50

175 SWR/FS/AE Match (40 MHz) £13.80

176 As '175' + 0/5/50 Watt power £16.95

178 As '175' + 0/10/100W + MOD Scale £19.50

HM20 SWR meter Plus 20K/Volt 19 range Multimeter £28.95

(Note: SWR-Power ETC to 144/150 MHz)

Just a selection of a huge range in stock - send for latest lists including professional ranges.

### DISCOUNTS

Small and large quantity Discounts available for most products for UK and Export Your Enquiries Invited.

### ALSO STOCKED

Range of chassis speakers and kits, microphones and public address equipment accessories etc.

## HAMEG OSCILLOSCOPES

Range of top quality scopes for Amateur and Professional (UK c/p 307 £3.00, other £4.00)

307 Single trace 10 MHz: 5mV: 0.5 micro sec. Plus built in component tester. 6 x 7cm display. £158.70

(Optional carry case £18.40)

203 Dual 20 MHz: 5mV: 0.5 micro sec: 8 x 10cm display (replace model 312) £253.00

412-5 Dual 20 MHz delayed sweep: trig to 40 MHz: 5mV: 0.1 micro sec. 8 x 10cm display. £402.50

512 Dual 50 MHz. Delayed sweep: Single sweep: Delay line: Trig to 70 MHz: 5mV: 0.1 micro sec. 8 x 10cm display £367.00

Options 203/412/512 Viewing hood £8.90

Component tester 203, 412, 512 £46.00



## sabtronics

An entire range of low-cost  
high-performance instruments



- \* 2010A 3½ DIGIT L.E.D. DMM
- \* 2015A 3½ DIGIT L.C.D. DMM
- \* 2035A 3½ DIGIT L.C.D. HANDHELD DMM
- \* 8110A 100 MHz 8 DIGIT FREQUENCY METER
- \* 8610B 600 MHz 9 DIGIT FREQUENCY METER
- \* 8000B 1 GHz 9 DIGIT FREQUENCY METER
- \* 5020A 200 KHz FUNCTION GENERATOR
- \* LP-1 10 MHz LOGIC PROBE

\* ALSO AVAILABLE IN KIT FORM

\* 2037A L.C.D. HAND HELD  
DMM WITH TEMPERATURE

Test our low priced test equipment. It measures up to the best. Compare our  
specs and our prices — no-one can beat our price/performance ratio.

**sabtronics**  
"Making Performance Affordable"

Full colour illustrated brochure and price list from:  
**BLACK STAR LTD.** 9a Crown Street  
St. Ives, Cambs. PE17 4EB  
Tel: (0480) 62440. Telex: 32339

**Black Star**

WW - 063 FOR FURTHER DETAILS

**fagor**

Diodes-High Speed Diodes-Zener Diodes  
Rectifier Bridges-UHF-VHF Tuners



### Rectifier Diodes

1A Series 1N 4000  
3A Series 1N 5400 and BY 251  
High Speed Diodes  
1A Series BA 150 and IP 640  
2A Series BY 250  
3A Series BY 390

### Switching Diodes

0.1A Series BA 243 - BA 243A

### Zener Diodes

500mW Series 2PD (2V7 - 51V)

500mW Series BZX55C (5V1 - 62V)

1.3W Series BZX 85C (5V1 - 62V)

1.5W Series BZY97C (7V5 - 200V)

### Rectifier Bridges

0.6A Series C800, C800A

1A Series C1000, C1000A

1.5A Series C1500/1000

2A Series C2000/1500

3A Series C3000/2200

5A Series C5000/3300

10A Series FB1000, FB1000L

25A Series FB2500

UHF/VHF Tuners

\*CCIR Standard

\*French System

\*RTMA System

\*Other Standards on Request

### UK DISTRIBUTORS:

Fieldtech Heathrow Limited,  
Huntley House, 420, Bath Road,  
Langford, Middlesex, UB7 0LL, England.  
Telephone: 01-897 6446  
Telex: 25734 FLDTCC G

**Fieldtech  
Heathrow**

WW - 062 FOR FURTHER DETAILS

**SWITCHCRAFT**

### XLR CONNECTORS

Line Female A3F.....£1.18  
Line Male A3M.....£1.00

Chassis Female D3F.....£1.42  
Chassis Male D3M.....£0.83

4, 5, 6 and 7-pin versions and large selection audio adaptors available



### NEUTRIK

### XLR CONNECTORS

Latchless Chassis NC3-FZ.....£0.67

Latchless Chassis Male NC3-MZ.....£0.59

Line Female NC3-FC.....£1.34

Line Male NC3-MC.....£1.16

Female Chassis NC3-FP.....£1.65

Chassis Male NC3-MP.....£0.87

4, 5-pin, TCB and black versions and large selection of audio adaptors available

### XLR LNE MAIN SERIES

XLR LNE 11C.....£3.87

XLR LNE 12C.....£3.76

XLR LNE 32.....£2.89

XLR LNE 31.....£4.14

### BELCLERE AUDIO TRANSFORMERS

EN6422 Ratio 1:1.2 + 2, Freq. 40Hz-35KHz, PRI 150/6000, sec. 600/2.4KΩ.....£3.64

EN6423 Ratio 1:1.6.45 + 6.45, Freq. 40Hz-25KHz, PRI 150/6000, sec. 6.25K/25KΩ.....£3.64

SKT-723 MuMetal Screening can, 39dB reduction 50Hz ext. field.....£1.15

Trade enquiries welcome; quantity discounts available. All prices subject to V.A.T. Call, write or phone. Min. order £10. Please add £1 postage. Access, Amex, Barclaycard.



### KELSEY ACOUSTICS LTD.

28 POWIS TERRACE, LONDON W11 1JH

01-727 1046/0780

WW - 033 FOR FURTHER DETAILS

## cavern micro modules

Designed for Z80 based systems, these modules are suitable for  
Microcomputer expansion and the development of Micro systems.

The modules are based on a 55-way bus, this being a compromise be-  
tween flexibility and economy. Terminations are wire-wrap pins which  
can also be soldered or plugged into sockets.

First in the range are:

80-006 16K x 8 bit dynamic RAM.....£13.60

(supplied without 4116 chips)

80-013 16K x 8 bit dynamic RAM.....£27.80

80-020 RAM driver (with MUX and CAS).....£10.20

80-037 RAM driver (with MUX and CAS).....£11.60

V.A.T. extra

Each RAM driver will drive up to four RAM modules to give 16K-64K of  
memory.

More will follow shortly

Good quantity discounts available. Dealer enquiries welcome. Please  
send for data sheets.

### CAVERN ELECTRONICS


94 Stratford Road, Wolverton, Milton Keynes MK12 5LU

Telephone: Milton Keynes (0908) 314925

WW - 032 FOR FURTHER DETAILS

**FYLDE**

TRANSDUCER and RECORDER  
AMPLIFIERS and SYSTEMS



reliable high  
performance &  
practical controls.  
individually  
powered modules—  
mains or dc option  
single cases and up  
to 17 modules in  
standard 19" crates  
small size—low  
weight—realistic  
prices.

**FYLDE**

Fylde  
Electronic  
Laboratories  
Limited.

49/51 Fylde Road Preston  
PR1 2XQ  
Telephone 0772 57560

WW - 064 FOR FURTHER DETAILS

# No one's built a better DMM . . . until now.



Our 8020 Series of handhelds  
didn't become the world's most  
popular DMM's on specifications  
alone.

It took superior accuracy and  
reliability. More value for the  
money. Advanced technology.  
And a commitment to continually  
refine and improve the  
performance of our DMM's.


Those are just a few reasons  
why Fluke is leader. A title we'll  
keep with our four new 8020B-  
Series Multimeters.

Outside, we redesigned the  
front panel for greater ease of  
operation. We added non-skid  
rubber feet and improved our  
shock-resistant case. We also put  
in a new tilt bail with a locking  
detent.

Inside, even better news:  
double-fuse protection on the  
current inputs for maximum  
safety in case of an accidental  
overload. And now there are three  
models incorporating high-speed  
continuity beepers with 50-  
microsecond response times to  
catch even the fastest mechanical-  
relay closures.

All models are backed by a  
two-year parts and labor warranty  
with a guaranteed two-year  
calibration cycle.

You get the same  
unsurpassed durability. The  
superior functions and features.  
The same great DMM's at a now  
low price.



High-speed  
continuity beepers are  
now featured on three  
Fluke DMM's — the  
8020B, 8021B and  
8024B.

Their fast response-  
time means the meter  
won't slow you down  
when troubleshooting  
multi-wire cables.

We use more metal  
oxide varistors,  
diodes, thermistors,  
and resistors than any  
other low-cost DMM  
manufacturer to  
protect you and your  
DMM in case of an  
accidental overload.  
Shown at left is the  
heavy duty fuse  
system for the current  
input.

**FLUKE**

**Fluke (G.B.) Ltd.,**  
Colonial Way  
Watford WD2 4TT  
Tel.: Watford 40511/7  
Telex 934583

WW - 029 FOR FURTHER DETAILS



**RHODE & SCHWARZ**

Selective UHF V/Meter. Bands 4 & 5. USVF  
Selectomat Voltmeter USVW £450.  
UHF Sig. Gen. type SDR 0.3-1GHz  
UHF Signal Generator SCH £175.  
XUD Decade Synthesizer & Exciter.  
POLYSKOPS SWOB I and II.  
Modulator/Demodulator BN17950/2.

**MARCONI**

TF995B/2 AM/FM Signal Generator.  
TF2500 Audio power meter  
TF1101 RC oscillators £65.  
6551 SAUNDERS. 1400-1700MHz. FM.  
TF1066B/1. 10-470MHz. AM/FM.  
TF1152A/1. Power meter. 25W. 500MHz  
£50.  
TF1370A RC Oscillator £135.  
TF791D Carrier Deviation Meter.

**BECKMAN TURNS COUNTER DIALS**

Miniature type (22mm diam.). Counting up to 15 turn "Helipot". Brand new with mounting instructions. Only £2.50 each.

**★ COOLING FANS & BLOWERS ★**

WOODS centrifugal type. 240VAC and 24VDC versions available. Dims. 8x5 1/2". Outlet diameter 2x2 3/4". £9.50 (£1 post).  
Plannette fans. 110/240V Cap start (supplied). 6" diameter. £7.50 each. (£1 post).  
Plannette snail type. 110/240V. 8x7". Outlet diameter 3x2 1/2". £9.50. (£1 post).  
A.C.I. Snail type. 110/250V. 6x4". Outlet 1 1/2x1 1/2". £8.50. (£1 post).  
Smiths 12V DC 'car heater type'. £8.50. (£1 post).  
Rotron 4 1/2x4 1/2". 115V £4.50. 230V £5. 3x3" 115V £4. 230V £5. (PP 35p ea.)


**SEALED LEAD ACID BATTERIES**

Gould GELYTE type PB660. 6V. 6A.H. Measures 3 3/4x2 3/4x2 3/4 inches. Excellent condition. £4.50. (75p post).

**20-WAY JACK SOCKET STRIPS.** 3 pole type with two normally closed contacts £2.50 each (+25p pp). Type 316 three pole plugs for above — 20p ea. (pp free).

**P. F. RALFE ELECTRONICS**

10 CHAPEL STREET, LONDON, NW1  
TEL: 01-723 8753.



RANK KALEE 1742 Wow & Flutter Meter.  
AIRMEC 314A Voltmeter. 300mV (FSD)-300V.  
AIRMEC Wave Analysers types 853 & 248A.  
DERRITRON 1KW Power Amplifier with control equipment for vibration testing, etc.  
HEWLETT-PACKARD 8551B/851B Spectrum Analyser. 10MHz-40GHz.  
HEWLETT-PACKARD tuned amp & null detector.  
HEWLETT-PACKARD 331A Distortion Meter  
RADIOMETER Distortion Meter BKF6 £125.

**★ RADIO & TELEVISION TEST EQUIPMENT ★**

TEXSCAN DU-88 X-Y Display scopes £95  
TELONIC 2003 Sweep Generator System 0-1000MHz £250  
TELONIC 101 X-Y Display scopes £75  
TELONIC 1204 0-500MHz sweep generator £150  
TELONIC 121 display scopes £95  
UNAOHM EP685A PAL Colour Generator. Video/RF £295  
KORTING Colour TV Service gen. VHF/UHF, PAL/NTSC £295  
LABGEAR UHF/VHF Pal Colour generator. £45  
LABGEAR UHF Monochrome C.H. & dot patterns. £200  
PHILIPS FM Stereo signal generators PM6456 £275  
FERROGRAPH RTS2 Recorder Test Set

**★ OSCILLOSCOPES ★**

**TEKTRONIX 500 SERIES SCOPES AT BARGAIN PRICES:**

All in good working order. Available to callers only  
TYPE 543B with 'CA' plug-in. 25MHz. DB £125  
TYPE 545B with 'CA' plug-in 25MHz. DB £185  
TYPE 585A with '82' plug-in. 80MHz. DB £250

PLEASE NOTE. All the pre-owned equipment shown has been carefully tested in our workshop and reconditioned where necessary. It is sold in first-class operational condition and most items carry a three months guarantee. For our mail order customers we have a money-back scheme. Repairs and servicing to all equipment at very reasonable rates. PLEASE ADD 15% VAT TO ALL PRICES.

**DC POWER SUPPLIES**

★APT 10459/8. 12-14V @ 5 Amps £25 (£2 p.p.)  
★APT 10459/8. 24V @ 5 Amps £25 (£2 p.p.)  
★We can supply the above power supply at any fixed voltage between 5V and 36V at 5A £25.  
★Mullard Dual supplies. Brand new with handbook. Pos & Neg 12V at 1A and 0.4A respectively. Dimensions 9x4x5ins. £10 + (£1 p.p.)  
★FARNELL Current limited. Dimensions 7x5x4ins. Following types available: 13-17 Volts @ 2A £15. 27-32 Volts @ 1A 5V £15. 5V @ 3A £15. (pp £1.50).

**SPECIAL PURCHASE****LAMBDA POWER SUPPLIES**

Excellent LXS Series DC power units at less than a tenth of new price. The snag? — they're all 110V AC input. Prices as follows:  
5V at 24A. LXS D5 0V R. £25. (List £350).  
5V at 14A. LXS CC 5 0V. £20. (£258).  
24V at 3.1A. LCS C 24. £15. (£223).  
Carriage each £2.50 extra

**DEAC NI-CAD BATTERIES**

Type 2000DK circular cell, 5 cells in package giving 6V nominal @ 2AH. 3 1/4 x 2" diameter. Used, but in good condition. Only £5 plus 50p post.

**ROTRON INSTRUMENT COOLING FANS**

Supplied in excellent condition, fully tested:  
115V. 4.5 x 4.5 x 1.5" £4.50. 230V £5. 115V. 3 x 3 x 1.5" £4 + postage ea. 35p.

**100V DC ELECTROLYTIC CAPACITORS**

Sprague 'Powerlytic' type 36D. 10,000uF. 100V. Brand new at surplus price! Only £4 ea. PP 50p.

**BELL & HOWELL MICROFICHE VIEWERS**

Type SR5. Screen size 9 x 5in. New condition. £50.

**DIGITAL MULTI-METERS**

DE FOREST ELECTRONICS TYPE MM200. DC V 0-1KV. AC V 0-700. DC 1.0-1A. AC 1.0-1A. Each in 4 ranges. Resistance 0-19.99 Mohms. 5 ranges. LED Display 1999.  
BRAND NEW. SPECIAL REDUCED PRICE OF £39, INCLUDING VAT & P.P.

# High performance curve.

## From a low-cost system

Transfer Function Analysis TFA607/605 - the economic solution for the measurement of the steady state response of a dynamic system.

Displays the transfer function of a system as cartesian coordinates on two centre zero meters. Includes overload indication, auxiliary outputs for XY Recorder operation, balanced or unbalanced input and noise rejection facilities. Employs the Power Function Generator PFG605 as the signal and power force. A system providing exceptionally high performance and versatility for measurements within the LF frequency spectrum. TFA607/605 just two of a range of superb, and surprisingly inexpensive test instruments from Feedback - individually performance and sock-tested, and guaranteed for two years.

**Transfer Function Analysis System for under £1,000.**

Please send me further information.

Name \_\_\_\_\_

Position \_\_\_\_\_

Company \_\_\_\_\_

Address \_\_\_\_\_

Tel. \_\_\_\_\_

WW11

Feedback Instruments Limited, Park Road, Crowborough, Sussex. Telephone (08926) 3322

**FEEDBACK**

WW - 007 FOR FURTHER DETAILS

# The Professionals

VALVES, SEMICONDUCTORS & COMPONENTS for:-

Communications, Displays, Radar, Computer, Audio etc.

Hall Electric Limited.  
Electron House,  
Cray Avenue, St. Mary Cray,  
Orpington, Kent BR5 3QJ.  
Telephone: Orpington 27099  
Telex: 896141

MIN DEF APPROVAL 0529/0531

WW - 041 FOR FURTHER DETAILS



# ELECTRONIC KITS . . .


## for beginners and experienced kit-builders

Velleman electronic kits are now readily available in the UK. The range offers over 50 kits with varying degrees of difficulty. These levels of skill are clearly indicated in our catalogue and kits can be selected accordingly.

*Why not work your way through our whole range!*

We want you to be pleased with your finished kit, so if you have difficulty, we will, for a nominal charge, complete the assembly and return it to you with a full report indicating where you went wrong.


*Send for our full catalogue and price list.*



Up down counter with memory  
Kit 2574  
Degree of difficulty 2  
£26.40 + V.A.T. and carriage



Digital precision thermometer  
Kit 2557  
Degree of difficulty 2  
£20.53 + V.A.T. and carriage



Infra-red central alarm  
Kit 2551  
Degree of difficulty 3  
£14.45 + V.A.T. and carriage




Stereo VU-LED  
Kit 1798 Degree of difficulty 2



1 digit counter  
Kit 2542  
Degree of difficulty 1.  
£8.00 + V.A.T. and carriage



Regulated DC power supply  
12V/3.5amp  
Kit 2556  
Degree of difficulty 1



Microprocessor controlled programmer  
Kit K2578 £200 kit form.  
+ V.A.T. and carriage

**FREE** Soldering iron  
with your first  
order of £10  
or over



# VELLEMAN UK.

P.O. Box 30, St. Leonards-on-Sea, East Sussex TN37 7NL.  
Telephone: Hastings (0424) 753246.

Please send me the VELLEMAN UK. kit catalogue with full prices.

Name \_\_\_\_\_

Address \_\_\_\_\_

WW - 104 FOR FURTHER DETAILS

# Who takes care of your EPROMS?

## ... WE DO!



### MICROPROCESSOR CONTROLLED EPROM PROGRAMMER

Qualified by INTEL and new to the UK. home market, Velleman UK. are offering you their K2576 EPROM programmer. This compact unit is complete with the power supply and available assembled or in kit form.

The K2578 will test, verify, copy and programme the following EPROMS with **No need for any other personality module** - 2716 (Intel or equivalent) - 2732 (Intel or equivalent - 2732A (HMOS version of Intel) and TMS2516 (Texas Instruments).

Ideal for industry, repair shops, schools or the home enthusiast, the K2578 works independently and has no specific relation with any development system.



### FUNCTIONS

- blank test
- verify test
- program with automatic blank and verify test
- input or modify data in user RAM at any desired address
- load RAM function to fill the RAM area with data from a preprogrammed PROM to perform a copy
- Parallel load capability from a DMA controlled RAM field
- size selection (16/32K) with single push-button
- OK indication for successful executed functions
- ERROR indication with error codes on display
- blank error
- verify error
- illegal address access error
- increment function which stores the input data via hex. keyboard and jumps to the next address in user RAM
- reset

### TECHNICAL INFORMATION

- power supply: 220/110V AC 50/60 Hz
- supply current: typ 70mA/220V 150mA/110V
- 2K byte STATIC RAM STANDARD (expandable to 4K byte)
- microprocessor controlled
- CMOS/TTL LOGIC
- Textool test socket

### MECHANICAL SPECIFICATIONS

- length: 420mm
- depth: 190mm
- height: 78mm
- weight 3.75Kg

### CONTROLS

- 24 key pad includes hexadecimal keyboard and function keys.
- 12 address LED's.
- 4-function LED's (error, prog, ok and size).
- 2 hexadecimal displays.

Assembled £300.00

Kit Form £200.00

Prices exclude V.A.T. and carriage.



# VELLEMAN UK.

P.O. Box 30, St. Leonards-on-Sea, East Sussex TN37 7NL.  
Telephone: Hastings (0424) 753246.

WW - 105 FOR FURTHER DETAILS



# The Professional Choice

**AMCRON** 

Since the introduction of the DC300 in 1967, AMCRON amplifiers have been used worldwide — wherever there has been a need for a rugged and reliable amplifier. Their reputation amongst professional users, throughout industry, has made the name of AMCRON synonymous with power amplification. For power you can depend on - choose AMCRON, the professional choice.

For further details contact the UK Industrial distributor:

**G.A.S.**

**G.A.S. ELECTRONICS**


16, ST. ALFEGE PASSAGE, LONDON SE10

TELEPHONE: 01-853 5295

TELEX: 923393 LASER G

WW - 040 FOR FURTHER DETAILS

## Quartz Crystals



Stocks of standard items exceed a quarter of a million. Individual units to the tightest specification made to order.

This technology is available now from

**IQD**

29 Market Street  
Crewkerne  
Somerset TA18 7JU  
Crewkerne (0460) 74433  
Telex 46283 inface g

WW - 045 FOR FURTHER DETAILS

Well worth a closer look —  
**TELEVISION**  
November issue on sale now 70p

### RECEIVER DESIGN

The circuitry used and the design philosophy behind the new Tatung/Decca-colour 120/130 series chassis, the latest UK colour receiver to go into production.

### VCR TOPICS

More on VCRs, including VCR Clinic, VCR servicing, refurbishing head drums on the Philips N1700 and a review of the new Toshiba V8600 VCR.

### PLUS!

- RENOVATION — the Luxor 110 hybrid colour receivers
- Foreign TV standards
- and lots more

Switch on to

**TELEVISION**  
today.

## MICROCOMPUTER COMPONENTS

LOWEST PRICES - FASTEST DELIVERY

DEVICE	PRICE	DEVICE	PRICE	DEVICE	PRICE
<b>CPU's</b>		<b>CRYSTALS</b>		74LS257	0.44
8502	4.95	1 MHz	3.00	74LS258	0.38
6800	3.70	1.8432 MHz	2.50	74LS259	1.15
6802	5.11	2.4576 MHz	2.50	74LS261	1.90
6803	11.80	4 MHz	1.85	74LS265	0.23
6809	11.95			74LS273	0.30
9085A	5.50			74LS279	0.34
Z80 CPU	4.00	<b>DIL SOCKETS</b>		74LS283	0.44
Z80A CPU	4.82	8-pin	0.07	74LS290	0.56
		14-pin	0.09	74LS293	0.46
<b>SUPPORT CHIPS</b>		18-pin	0.09	74LS265	0.34
6520	3.15	20-pin	0.12	74LS366	0.34
6522	4.95	22-pin	0.17	74LS367	0.34
6523	7.95	24-pin	0.21	74LS368	0.34
6821	1.74	28-pin	0.23	74LS373	0.74
6840	4.20	40-pin	0.25	74LS374	0.74
68486P	9.11		0.29	74LS375	0.47
6850	1.70			74LS377	0.89
6852	5.91	<b>74LS SERIES</b>		74LS378	0.89
6871AIT	18.70	74LS00	0.11	74LS386	0.28
6875L	4.18	74LS01	0.11	74LS390	0.59
6880	1.07	74LS02	0.12		
6887	0.80	74LS03	0.12		
8212	1.70	74LS04	0.13		
8216	1.70	74LS05	0.13		
8224	2.45	74LS08	0.13		
8228	3.95	74LS09	0.13		
8251	3.95	74LS10	0.13		
8253	7.95	74LS11	0.14		
8255	3.95	74LS12	0.15		
AY-3-1015	3.90	74LS13	0.22		
AY-5-1013	3.45	74LS14	0.44		
AY-5-2376	6.35	74LS15	0.13		
MC1488	0.84	74LS16	0.12		
MC1489	0.84	74LS20	0.14		
MC14411	6.94	74LS22	0.14		
MC14412	7.99	74LS26	0.18		
RO-3-2513L	7.70	74LS27	0.14		
RO-3-1313U	7.70	74LS28	0.19		
Z80 CTC	4.00	74LS30	0.12		
Z80A CTC	4.00	74LS32	0.14		
Z80 DMA	11.52	74LS33	0.16		
Z80A DMA	9.99	74LS37	0.16		
Z80 DART	7.18	74LS38	0.18		
Z80A DART	7.18	74LS40	0.13		
Z80PIO	3.78	74LS42	0.34		
Z80A PIO	3.78	74LS47	0.39		
Z80 SIO-0	13.95	74LS48	0.60		
Z80 SIO-1	13.95	74LS49	0.59		
Z80 SIO-2	13.95	74LS51	0.14		
Z80A SIO-0	13.95	74LS54	0.15		
Z80A SIO-1	13.95	74LS55	0.15		
Z80A SIO-2	13.95	74LS73	0.20		
		74LS74	0.17		
		74LS75	0.28		
		74LS76	0.20		
		74LS78	0.24		
		74LS83	0.50		
		74LS85	0.70		
		74LS86	0.18		
		74LS90	0.30		
		74LS91	0.80		
		74LS92	0.35		
		74LS93	0.34		
		74LS95	0.44		
		74LS109	0.25		
		74LS110	0.25		
		74LS112	0.25		
		74LS113	0.25		
		74LS114	0.25		
		74LS122	0.39		
		74LS123	0.55		
		74LS124	1.00		
		74LS125	0.28		
		74LS126	0.28		
		74LS132	0.45		
		74LS136	0.28		
		74LS138	0.34		
		74LS139	0.37		
		74LS145	0.75		
		74LS148	0.90		
		74LS151	0.34		
		74LS153	0.35		
		74LS155	0.39		
		74LS156	0.38		
		74LS157	0.34		
		74LS158	0.36		
		74LS160	0.39		
		74LS161	0.39		
		74LS162	0.39		
		74LS163	0.39		
		74LS164	0.47		
		74LS165	0.99		
		74LS166	0.94		
		74LS173	0.70		
		74LS174	0.54		
		74LS175	0.54		
		74LS181	1.30		
		74LS190	0.55		
		74LS191	0.55		
		74LS192	0.69		
		74LS193	0.59		
		74LS194	0.39		
		74LS195	0.39		
		74LS196	0.58		
		74LS197	0.65		
		74LS221	0.60		
		74LS240	0.89		
		74LS241	0.89		
		74LS242	0.79		
		74LS243	0.79		
		74LS244	0.79		
		74LS245	0.99		
		74LS247	1.34		
		74LS248	1.00		
		74LS249	0.68		
		74LS251	0.39		
		74LS253	0.39		
				E. & O.E.	

OFFICIAL ORDERS WELCOME

QUANTITY DISCOUNTS AVAILABLE

**MIDWICH COMPUTER CO. LTD.**

DEPT. WW/1  
HEWITT HOUSE, NORTHGATE STREET  
BURY ST. EDMUNDS, SUFFOLK IP33 1HQ  
TELEPHONE: (0284) 701321

All prices exclude post and packing (50p on orders under £10) and VAT. ALL ORDERS DESPATCHED ON DAY OF RECEIPT WITH FULL REFUND FOR OUT OF STOCK ITEMS IF REQUESTED.

CREDIT CARD ORDERS WELCOME (ACCESS AND VISA) 24 HOUR TELEPHONE SERVICE

WW - 014 FOR FURTHER DETAILS



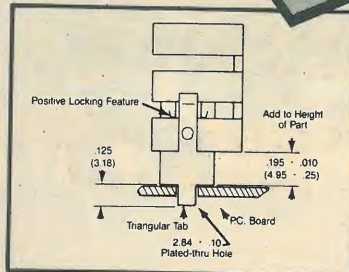
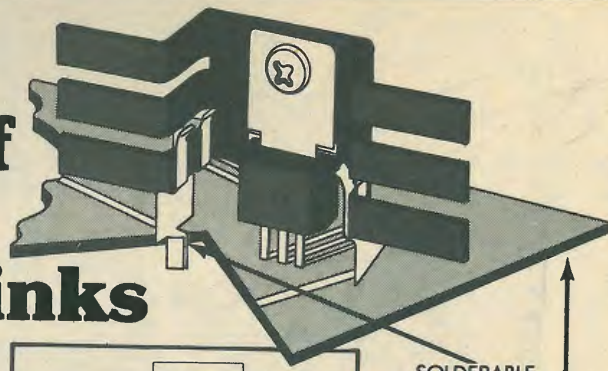
## New Line of Vertical Mount Solderable Heat Sinks

Now you can get solderability plus black anodized performance for 28 percent less than ever before.

The addition of solderable mounting tabs to standard Thermalloy heat sinks converts them to wave solderable. This new technology reduces the cost 28 percent.

The tabs lock securely to the heat sink fins for positive retention. Spring action between tab and plated-thru hole holds heat sink upright in place for wave soldering. Solderable heat sinks cut production steps in half by eliminating hand soldering and extra inspections.

Contact your local Thermalloy International agent for product samples and technical literature.



SOLDERABLE  
TAB

PC  
BOARD



MCP Electronics Ltd.,  
38 Rosemont Road, Alpert, Wembley, Middlesex.  
Telephone: 01-902 5941. Telex: 923455.



**Thermalloy International**

Advanced technology in semiconductor accessories.

WW - 006 FOR FURTHER DETAILS

COMPUTERS • AUDIO • RADIO • MUSIC • LOGIC • TEST GEAR • CB • GAMES • KITS



COMPONENTS • DEMONSTRATIONS • SPECIAL OFFERS • MAGAZINES • BOOKS

ROYAL HORTICULTURAL SOCIETY'S  
NEW HALL, GREYCOAT STREET,  
WESTMINSTER, LONDON S.W.1.

### 17,000 PEOPLE CAN'T BE WRONG

For 5 days last year they packed the RHS halls for Breadboard '80. All the leading companies were there....

....and they're back again this year for BREADBOARD '81....with larger stands and wider gangways.

Whether you're buying or just browsing, BREADBOARD '81 has something to offer you. The top electronics magazines will be there.

If you're interested in kits, components or computing, BREADBOARD '81 covers it all.... books, bargains and demonstrations. It's all happening at BREADBOARD '81.

Cost of entry will be £2.00 for adults, and £1.00 for children under 14 yrs and O.A.P.s.

To avoid queueing, Advance tickets will be available from:  
Advance Tickets BB '81,  
Modmags Ltd, 145 Charing Cross Road,  
London WC2H 0EE.


**\*\*Special Advance Booking Price\*\***  
Adults £1.75, Children under 14 yrs and O.A.P.s 80p

Please send ..... tickets @ £1.75 ..... tickets @ 80p

To .....

I enclose PO/cheque for £ .....  
Advance tickets MUST be ordered BEFORE 20th October 1981.

WW - 016 FOR FURTHER DETAILS



## INSIST ON VERSATOWER

BY PROFESSIONALS—  
FOR PROFESSIONALS

The VERSATOWER range of telescopic and tilt-over towers cover a range of 25ft to 120ft (7.5M to 36M).

Designed for Wind Speeds from 85mph to 117mph conforming with CP3 Chapter V, part 11.

Functional design, rugged construction and total versatility make it first choice for telecommunications.

Trailer mounted or static, the VERSATOWER solves those difficult problems of antenna support, access and ground level maintenance.

A programme of continuous product development has led to a range of over 50 models, all available at highly competitive prices. This coupled with our quality assurance scheme ensures that we maintain the leader position we enjoy today.

**VERSATOWER**  
THE PROFESSIONALS'  
CHOICE

STRUMECH  
VERSATOWER  
SYSTEM

PORTLAND HOUSE, COPPICE SIDE  
BROWNHILLS, WEST MIDLANDS  
TEL: (05433) 4321. TELEX: 335243 SEL

WW - 052 FOR FURTHER DETAILS

## LCD DIGITAL MULTIMETERS

ALL  
PRICES  
INCLUDE  
VAT

WHILE STOCKS LAST!

### MODEL 6110

3 1/2 Digit LCD featuring 23 ranges with volts/ohms autorange, unit and sign indicators, 10 amp AC/DC, battery warning, low power ohms ranges. Range hold and continuity buzzer. Fuse protected. Resolution 0.1mV DC, 1mV AC, 10 microamp, 0.1 ohms. Supplied with battery and leads. Fitted top quality rotary switch.

Was £85.95 as advertised by us  
**Now £59.95** post paid.  
plus free carry case.

■ LIMITED OFFERS  
WHILST STOCKS LAST  
■ ORDER BY POST OR  
PHONE IN WITH  
BARCLAY - VISA -  
ACCESS - TRUST  
CARDS.

### RANGES

AC/DC Current - 20mA/200mA/10 amp.  
DC Voltage (auto) - 200mV/2V/  
20V/200V/1000V.  
AC Voltage - 2V/20V/200V/600V.  
Resistance (auto) - 200/2K/20K/  
200K/2000K ohm.

### ALSO AVAILABLE MODEL 6220

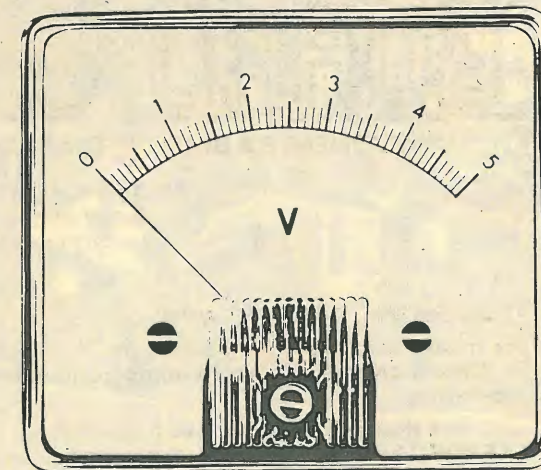
As 6110 but without range hold and continuity buzzer.  
Only two AC/DC 200mA/10 amp ranges i.e. 22 ranges.  
Was £55.95. Now **£42.95** post paid.

**AUDIO ELECTRONICS** Cubegate Limited

OPEN SIX DAYS A WEEK • CALL IN AND SEE FOR YOURSELF  
301 EDGWARE ROAD, LONDON, W2 1BN, ENGLAND. TEL 01-724 3564  
ALSO AT HENRY'S RADIO, 404/406 EDGWARE ROAD, LONDON W2

WW - 061 FOR FURTHER DETAILS

## METER PROBLEMS?



137 Standard Ranges in a variety of sizes and stylings available for 10-14 days delivery. Other Ranges and special scales can be made to order.

Full information from:

**HARRIS ELECTRONICS (London)**

138 GRAY'S INN ROAD, W.C.1

Phone: 01-837/7937  
Telex: 892301

WW - 056 FOR FURTHER DETAILS



## When you're ready to "face" the music we have a tip for reduced distortion

The hyperelliptical stylus tip, acclaimed for its low distortion and high trackability, is now available in a whole series of Shure pickups. Whether you're seeking to reproduce the full dynamic range of today's new superdiscs, or simply to obtain maximum listening pleasure from treasured records in your collection, you'll find an HE pickup with the combination of features and performance that best meets your needs from the list below:

### V15 Type IV

Perfectionist's Choice! With unprecedented trackability, ultra-flat response, Dynamic Stabilizer, low effective stylus mass.

### V15 III-HE

One of the best-selling pickups ever! Performance second only to the V15 Type IV — but at a more modest price.

### M97HE

Top-of-the-line features and excellent performance at an intermediate price. Features Dynamic Stabilizer and SIDE-GUARD stylus protector.

### M97HE-AH The Headliner™

All the design and performance of the M97HE plus the simplicity of plug-in connection. Allows instant attachment to the tone arm of most turntables.

### M95HE

Features high trackability, flat frequency response, low-loss/high output magnetic pole piece, at a modest price.

### M75HE Type 2

NEW!  
The first time HE stylus offered in such a low price range! High trackability, and excellent performance.

### M75HE-J Type 2

NEW!  
Designed to deliver the best performance from heavier tracking tone arms. Exceptionally modest price.

### V15LT & M97LT (Linear Tracking Models)


NEW!  
Get the most from advanced technology linear tracking turntables! Performance comparable to V15 Type IV and M97HE (respectively).

### MV30HE

Sleek, integral pickup/carrier arm combination for use with SME Series III and SME Series IIS tone arms. Performance similar to V15 Type IV.

For more information about Shure pickup cartridges please write to us at the address below

Setting the World Standard in Sound



Shure Electronics Limited  
Eccleston Road  
Maidstone ME15 6AU  
Telephone: Maidstone (0622) 59881

### The HE Family: Hyperelliptical-Equipped



WW - 017 FOR FURTHER DETAILS

# wireless world

**Editor:**  
TOM IVALL, M.I.E.R.E.

**Deputy Editor:**  
PHILIP DARRINGTON  
01-661 3039

**Technical Editor:**  
GEOFF SHORTER, B.Sc.  
01-661 3500 X3590

**Projects Editor:**  
MIKE SAGIN  
01-661 3500 X3588

**Communications Editor:**  
MARTIN ECCLES  
01-661 3500 X3589

**News Editor:**  
DAVID SCOBIE  
01-661 3500 X3587

**Design Editor:**  
RICHARD NEWPORT

**Drawing Office Manager:**  
ROGER GOODMAN

**Technical Illustrator:**  
BETTY PALMER

**Advertisement Manager:**  
BOB NIBBS, A.C.I.I.  
01-661 3130

DAVID DISLEY  
01-661 3500 X3593

BARBARA MILLER  
01-661 3500 X3592

**Northern Sales**  
HARRY AIKEN  
061-872 8861

**Midland Sales**  
BASIL MCGOWAN  
021-356 4838

**Classified Manager:**  
BRIAN DURRANT  
01-661 3106

JAYNE PALMER  
01-661 3033

BRIAN BANNISTER  
(Make-up and copy)  
01-661 3500 X3561

**Publishing Director:**  
GORDON HENDERSON

## Electronics and the muse

An article in this issue describes electronic equipment for disseminating images and sound in a way that is new to British citizens — subscription television. The technical novelty of the system makes it worthy of note, but on looking at the feature film programme material being put out one has difficulty in suppressing a big yawn — all good, middle-of-the-road stuff, undemanding, commercially well proved, with the obligatory sprinkling of 'X' Certificates and with all the calculated appeal of the completely predictable. Much the same can be said of those other relatively new electronic entertainment outlets, the video cassette and the video disc, and no doubt will again be said when satellite broadcasting arrives.

What a failure of the imagination, what an opportunity lost! We produce a technology for recording and conveying information, in sound and images with movement and colour, offering a capacity and versatility far exceeding anything previously known in its power to communicate the finest expressions of the human spirit, in art, intellect and the whole range of human endeavour — and what do we do with it? We deliver it into the itching palms of software merchants whose only concern is to maximize audiences and whose criteria are based on what will enable them to survive commercially in the competitive world of the entertainment business. We do this not so much by default but because we have to — because it is often these people who are our paymasters. Technical achievement notwithstanding, the bulk of our work in this area seems to be devoted to the modernization of cultural poverty. We are in the business of engineering the pollution of public taste and standardizing the shoddy to make it seem the norm.

It will be unfortunate if, on the present showing, these are the kind of alternative programme outlets that the pundits predict will be replacing to a great extent the output of the conventional broadcasters. It has been frequently claimed that the latest technology, in promising greater freedom of choice in electronic entertainment, heralds the end of the dominance of such organizations as the BBC and the IBA. The latest

commentator here is Mr Peter Jay (economist, ambassador, breakfast tv mogul) who has just discovered in optical fibres the technology that will liberate us from the restrictions of the r.f. spectrum with its need for regulation. Every man could be his own programme producer, according to Mr Jay. Speaking at the Edinburgh International Television Festival, he declared "We are well and truly in sight of a world in which electronic publishing can both legally and practically take place without coming within the purview of the broadcasting regulations."

There is no question that optical fibres and other new technical developments are going to alter the overall pattern of electronic entertainment, but Mr Jay underestimates the two great advantages of conventional broadcasting: in organization, the resources it has to mount elaborate, high quality productions (e.g. "The voyage of Charles Darwin"); and in technology, the cleverness of the all-pervading electromagnetic wave in unobtrusively getting to your receiver aerial wherever it may be. And it is through the broadcasting organizations that we have the best means of raising programme standards, because of their accountability to the public.

But whatever happens in the development and exploitation of the new technology, responsible engineers will want to feel proud of the results of their work. It may be naive to expect better technology to bring higher standards, but it is worse — a cop-out — not to expect it.



# High-resolution weather satellite pictures

## Receiver design

by M. L. Christieson

TIROS-N series satellites send high-resolution weather pictures in real time and it is possible for the enthusiastic amateur — as well as the professional — to receive, display and store image transmissions direct from the spacecraft. The author presents the design philosophy and some practical details of a station for receiving and demodulating these digital transmissions. Data processing and storage by computer are outlined in the article but interfacing is left to the constructor due to the large variations in computer systems. This part of the article discusses transmission characteristics, antennas and receiver design.

Facsimile weather pictures sent in analogue form by a variety of scanning radiometer satellites are familiar to many people from either television weather bulletins or direct reception by enthusiastic amateurs. Some pictures come in real time from satellites in polar orbit such as TIROS and METEOR, while some are preprocessed and retransmitted from geostationary platforms such as GOES, Meteosat, and GMS. Although the image scanning

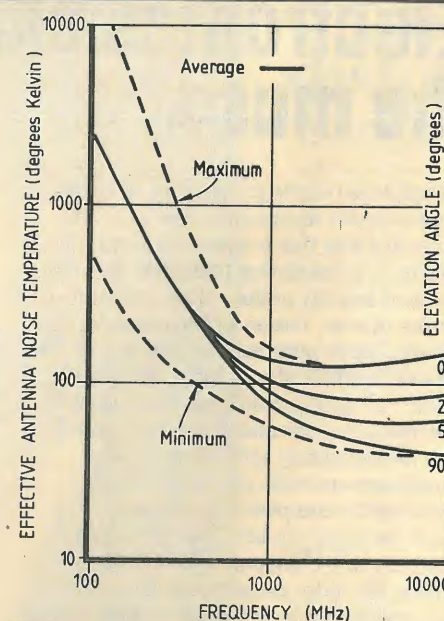


Fig. 2. Graph of effective antenna noise temperature against frequency.

higher line rate. With the launch of TIROS-N, the first in a new series of NOAA weather satellites, and Meteosat-1, a new breed of pictures became available in Europe. These are sent in digital form, consisting of a stream of ones and zeros containing numerical information about

The equipment to be described is for use with h.r.p.t., and was developed using the signal from NOAA-6.

### A.v.h.r.r. transmission characteristics

The advanced very-high resolution radiometer has a rotating mirror like many of its predecessors and scans successive lines as the spacecraft passes over the ground below at a rate of 360 lines per minute. The incoming radiation is split into five spectral bands, each having its own detector.

The five bands are:

Channel 1	0.58	- 0.68μm
Channel 2	0.725	- 1.10μm
Channel 3	3.55	- 3.93μm
Channel 4	10.3	- 11.3μm
Channel 5	11.5	- 12.5μm

A full description of the radiometer is beyond the scope of this article but has been published<sup>1</sup>. The spacecraft also carries several other instruments used for atmospheric measurements. These generate low data rate t.o.v.s. (TIROS operational vertical sounder) data, the content of which is described elsewhere<sup>2</sup>. The outputs from the radiometer detectors are digitized and processed on board to provide two signals, one linearized, of low resolution for anal-

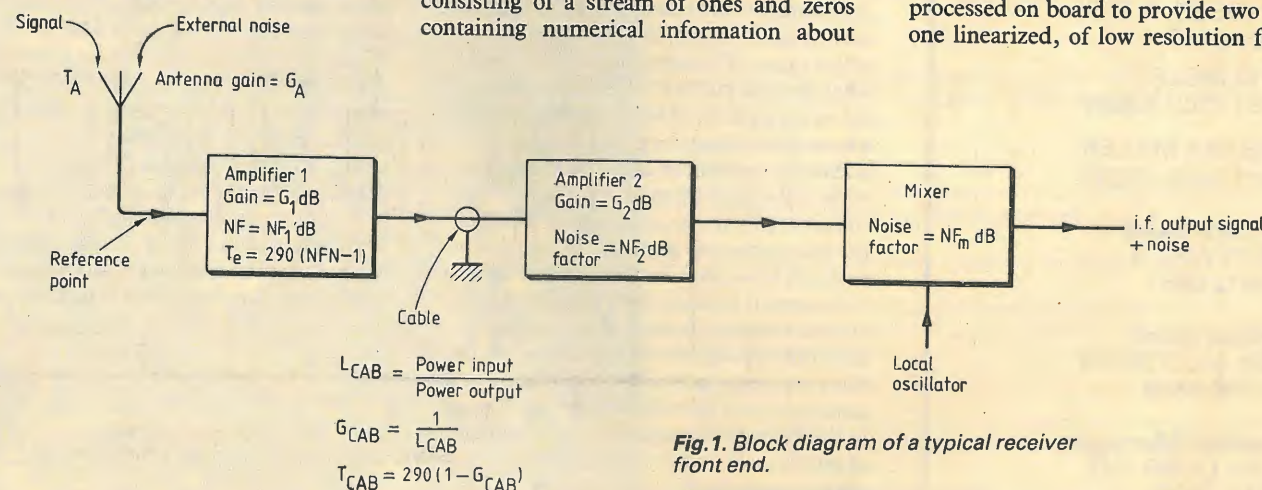


Fig. 1. Block diagram of a typical receiver front end.

parameters differ, they are all sent as an amplitude modulated signal on a 2400Hz f.m. subcarrier, and can therefore be described as 'analogue' transmissions. They all come under the generic term of 'automatic picture transmissions', or a.p.t.

Previous spacecraft have also sent pictures with higher spatial resolution on S band (1700MHz) at the same time as the a.p.t. on v.h.f. (137MHz) in analogue form, using the same system but at a

radiance value of the ground below. This type of transmission, known as p.d.u.s. (primary data user station) from Meteosat and h.r.p.t. (high resolution picture transmission) from the TIROS series, provides the highest resolution weather pictures to date. Unfortunately Meteosat-1 is no longer operational, but succeeding satellites in the TIROS series are providing good images throughout the world, and they will be replaced as a matter of routine.

ogue transmission with limited telemetry on v.h.f. at 120 lines per minute, and the other 'raw' at 360 lines per minute on S band. The t.o.v.s. instruments data is also transmitted on v.h.f. but in digital form.

All spacecraft data, a.v.h.r.r. t.o.v.s., and telemetry are combined into one multiplexed transmission and sent as the main signal on S band forming the h.r.p.t. The characteristics of the h.r.p.t. signal are summarized below:

Transmission frequencies 1698.0MHz } either may  
Back-up 1707.0MHz } be used  
1702.5MHz

Antenna polarization right-hand, circular (1702.5MHz is l.h. circular)  
Transmitter power 5.25 watts

E.i.r.p. (at 63° from nadir) 40.4dBm (nominal)  
Modulation type digital split-phase-L  
Modulation index ±67.3°  
Bit-rate 0.6654 M-bit/s  
Bandwidth 5.7MHz  
Bits/word 10  
Words/frame 11090  
Frame rate 6 per second  
Frame sync. first 6 words of frame

Scan lines/frame 1  
Image samples of each channel in one frame 2048

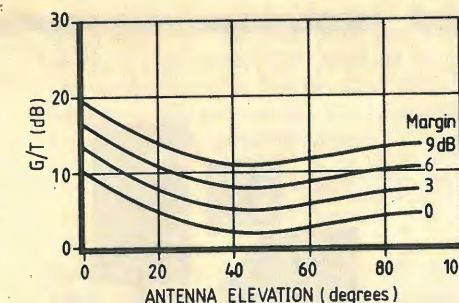


Fig. 3. Graph of required G/T (antenna gain minus system noise temperature) against antenna elevation for an error rate of 1 in 10<sup>6</sup>.

promise must therefore be reached between cost and performance. The overall receiver parameters depend to a great extent on the antenna, front end and mixer, so it is there that the first design decision must be made.

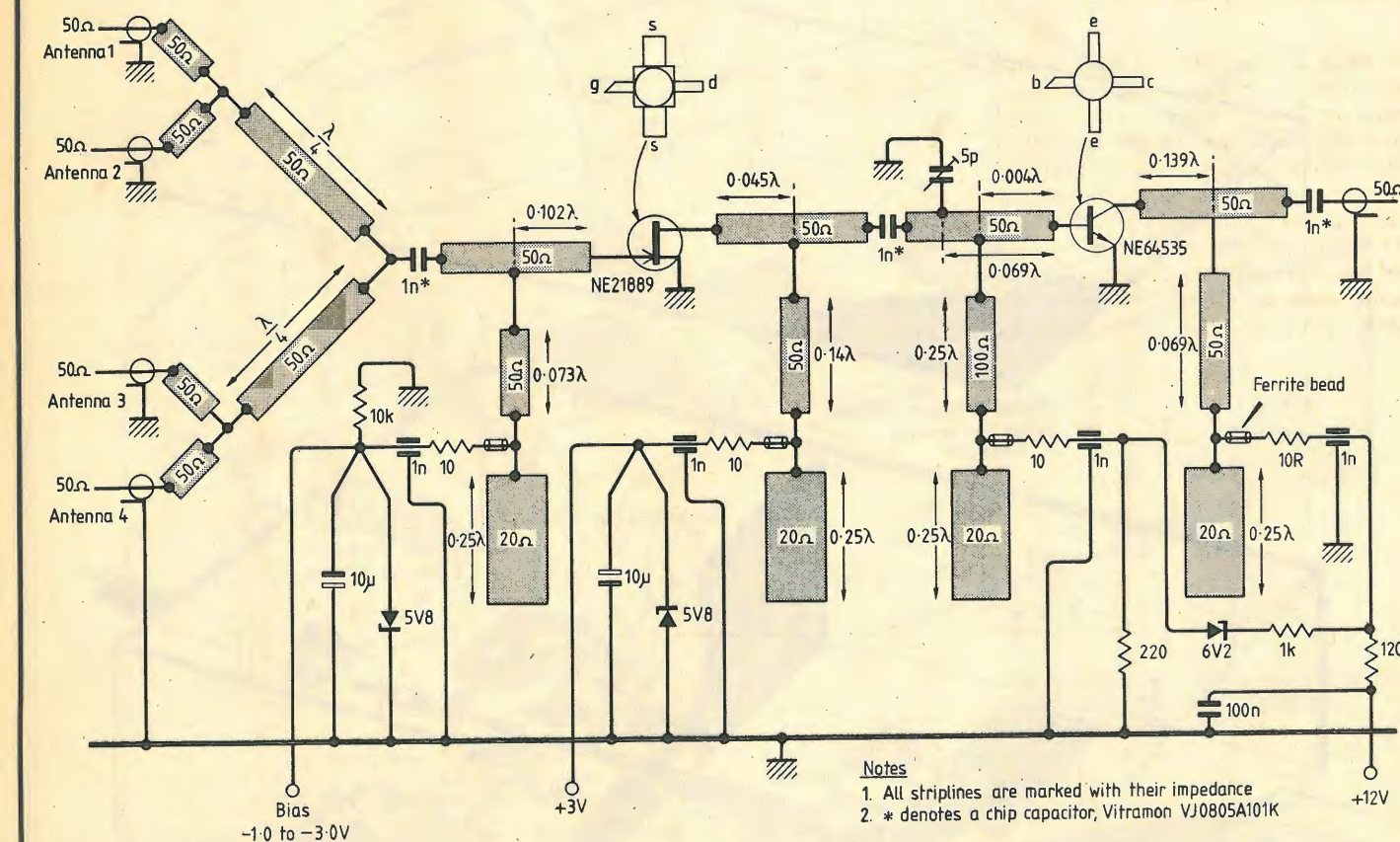
Referring to the transmission characteristics, it is the use of 1700MHz that determines several factors. The first intermediate frequency should be in the region of

front end, the smaller the antenna can be, and with the necessity to track the satellite this is an important factor. Most of these variables can be related to a single 'station performance' factor called G/T, and a full understanding of the use of this is the key to successful design.

G/T is antenna gain minus system-noise temperature, and is normally measured in dB/K. Antenna gain is a familiar concept but system-noise temperature may need some explanation. Figure 1 shows a typical receiving front end. The output signal-to-noise ratio is directly proportional to antenna gain because the latter does not affect the contribution of noise by the amplifiers. Also, an increase of gain reduces the beam width which maintains constant the contribution due to external noise which is normally omnidirectional. An increase in noise of any type will decrease the output signal-to-noise ratio, therefore the output signal-to-noise ratio is directly proportional to G/T. The main sources of noise in the system are:

— Receiver generated noise: this is noise

Fig. 4. Combiner and signal amplifier circuits. In order to obtain a low noise figure, a gallium-arsenide f.e.t. is used in the first signal amplifier.



### S-band receiver

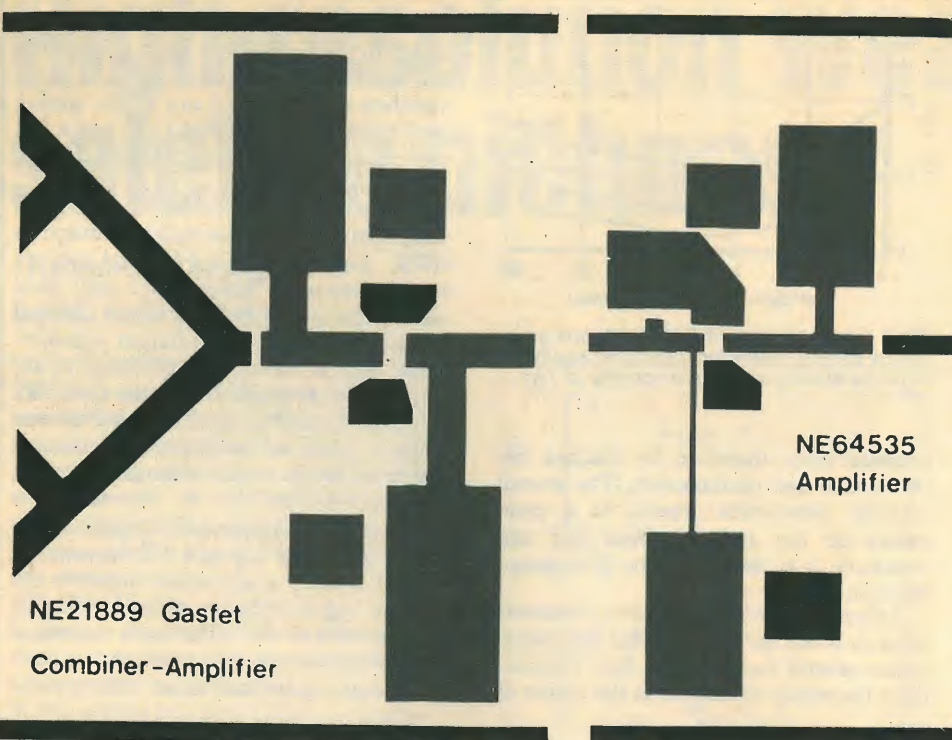
The first step towards receiving the data is to make a combination of antenna, front end and mixer capable of down-converting the signal to a suitable intermediate frequency with a sufficiently high signal-to-noise ratio. This could be achieved by using a very large antenna together with a high performance front end, but at a cost far exceeding most users' budgets. A com-

100-200MHz because this enables the use of standard v.h.f. techniques but is high enough to reject most of the image noise with simple filters. As the transmitted power is quite low, and the bandwidth quite high, good performance at this stage is essential for any degree of success; so at least one stage of signal frequency amplification must be used. At this high frequency high antenna gains may be realized with modest size, but clearly the better the

produced by the amplifiers themselves and is determined by the noise figure of the amplifiers. Above 2000MHz this type of noise is usually the most important.

— External noise caused by galactic noise and ground noise: ground noise is generated by charge movement in everything around the antenna, such as electrons shuffling about in the bushes nearby, and is produced by everything above absolute zero in temperature. Other sources of

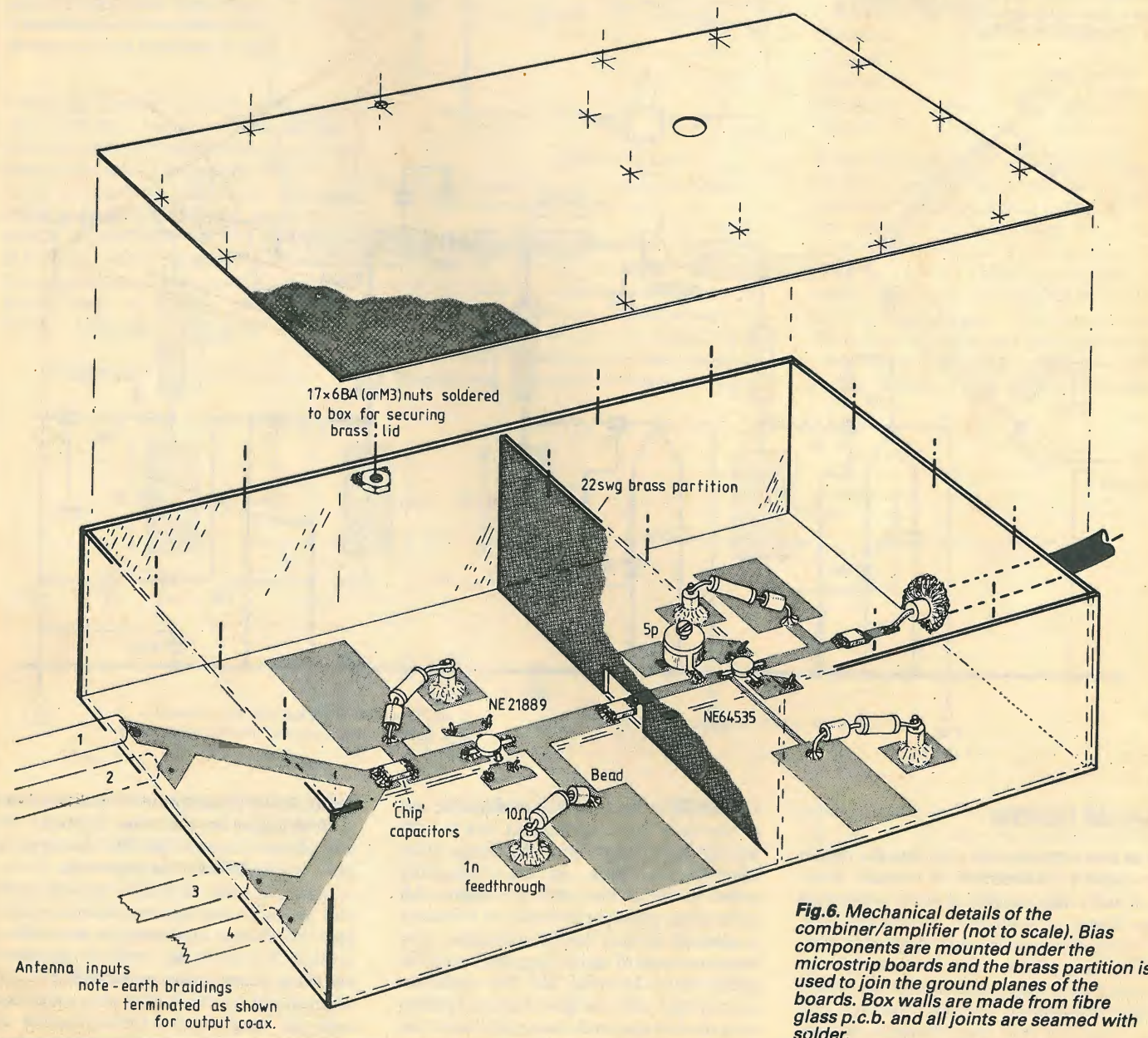




**Fig. 5.** One-to-one drawings of the front-end amplifier circuit boards (see text). The combiner/first amplifier board is made from p.t.f.e. microwave substrate and the second amplifier board from 1/16in glass-fibre p.c.b. with 1oz copper. The ground-plane is retained on the reverse side of both boards.

NE64535  
Amplifier

NE21889 Gasfet  
Combiner-Amplifier



**Fig. 6.** Mechanical details of the combiner/amplifier (not to scale). Bias components are mounted under the microstrip boards and the brass partition is used to join the ground planes of the boards. Box walls are made from fibre glass p.c.b. and all joints are sealed with solder.

external noise include unwanted signals and electrical interference. These two become more important below 1000MHz.

In order to calculate  $G/T$ , the way in which each part of the system contributes to the total noise output must be quantified, starting with the amplifier noise and how it is related to noise figure. The familiar definition of a noise figure is the amount by which the signal-to-noise ratio is degraded by passing it through an amplifier. This is, however, only true for one value of noise input. It is possible to state the input noise power in terms of that produced by a hot resistor. For a resistor at  $TK$ , noise power =  $TkB$ , where  $B$  = bandwidth,  $k$  = Boltzmann's Constant and  $K$  = temperature in Kelvins.

Using this relationship the noise input power can be expressed alternatively as the 'noise temperature' of the source, and for standard noise figure measurements it is 290K. Clearly, the output-noise power is the amplified version of the source plus that generated in the amplifier. This additional noise could be represented by an apparent increase in the source temperature which would give the same noise out-

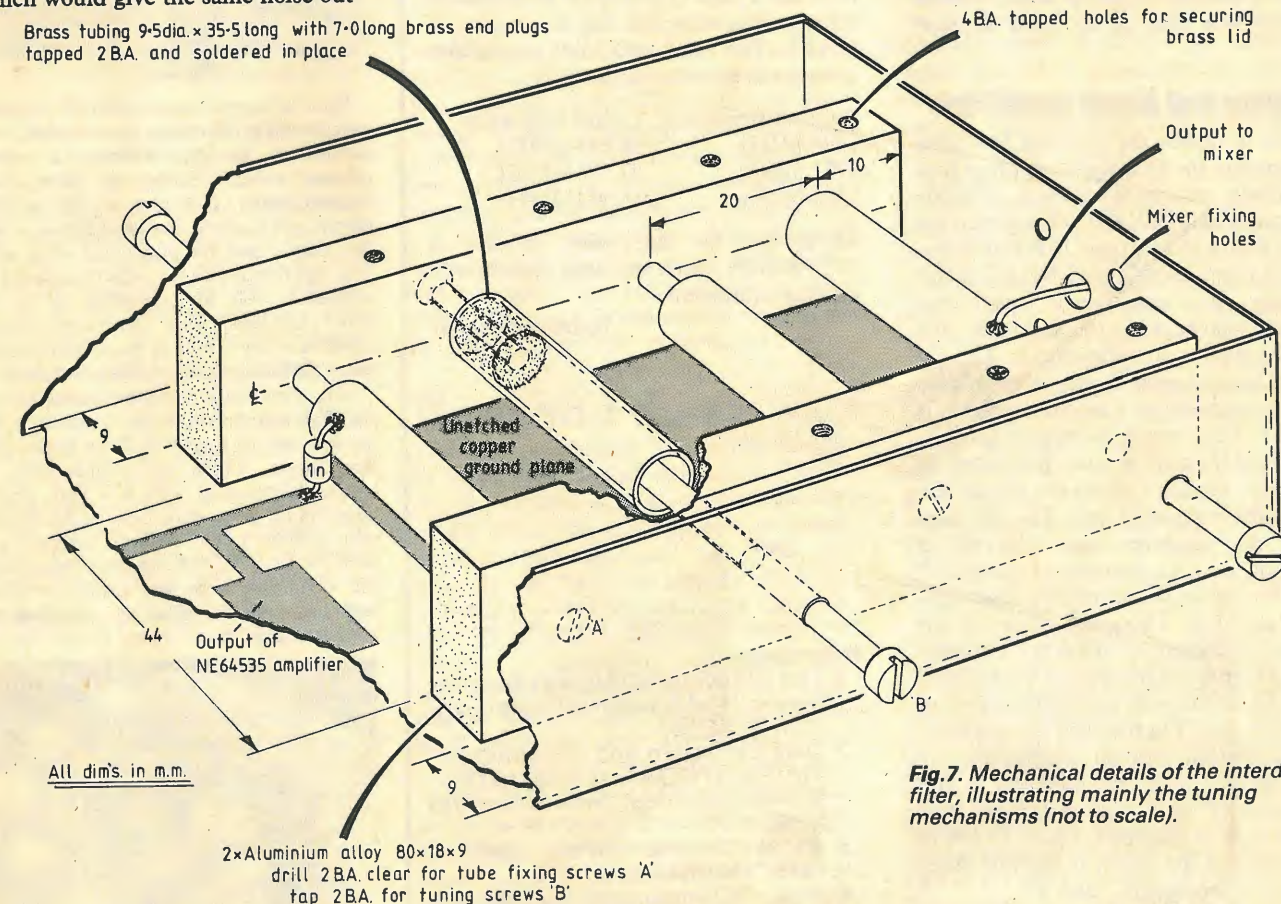
temperature of the first amplifier input which is now called the reference point. The contribution is less because it is not subject to the gain of the first amplifier. The total system noise is simply;

$$T_{sys} = T_{AMP1} + \frac{T_{AMP2}}{GN_{AMP1}}$$

where  $GN_{AMP}$  is the numerical gain. There are many possible reference points that could be used, but the only one that can be used here is the antenna input terminals (it is interesting to work out why). A further factor which takes account of external noise, the equivalent antenna temperature, is simply added directly at the reference point. Lossy cables have an equivalent noise temperature and negative gain, thus completing the picture. For the system shown: in Fig. 1;

$$T_{sys} = T_A + T_1 + \frac{T_{CAB}}{GN_1} + \frac{T_2}{GN_1 \cdot G_{CAB}} + \frac{T_M}{GN_1 \cdot G_{CAB} \cdot GN_2}$$

Brass tubing 9.5dia. x 35.5 long with 7.0 long brass end plugs tapped 2BA. and soldered in place



**Fig. 7.** Mechanical details of the interdigital filter, illustrating mainly the tuning mechanisms (not to scale).

put if the amplifier were noiseless. This is called the 'effective' noise temperature of the amplifier and is related to noise figure,  $NF$ , by

$$T_e = 290(NF - 1)$$

where  $NFN$  = the numerical noise figure (antilog  $NF/10$ ). This represents the additional noise power and is no longer dependent on input level. If a further amplifier is added on at the end, its noise contribution may be included in the source

None of these is, of course, a physical temperature.

Using this type of analysis it is easy to prove that if  $T_A$  is less than 290K (as well may be the case), the signal-to-noise ratio improvement resulting from a reduction in first amplifier noise figure is greater than the noise figure reduction itself. The converse is also true.

All the amplifier noise figures may be estimated from the device data sheets, but  $T_A$ , which has a large effect on  $T_{sys}$ , is unfortunately difficult to define for individual stations<sup>15</sup>. A general guide is given

by Fig. 2 as a function of frequency. Examination of this plot shows how quickly  $T_A$  decreases with frequency. Working through the equation for  $T_{sys}$  for various frequencies shows how little benefit is realized by very low noise amplifiers below 200MHz. This type of analysis may also be used in ground based calculation; for example to find how much benefit might be realized by reducing feeder loss on a 144MHz amateur station receiver.

The requirement for h.r.p.t. reception with an error rate better than 1 in  $10^6$  is shown in Fig. 3. Note that due to the gain profile on the spacecraft the signal reaches a maximum at an elevation of 50°. Thus the minimum  $G/T$  possible in order to copy overhead passes with zero margins is 4.5dB/K.

Assuming a value for  $T_A$  of 70K and the best possible amplifier combination yielding about  $NF = 1.5dB$ , inserting these into the equation for  $T_{sys}$  gives

$$T_{sys} = 70 + 119 = 190K$$

This must now be converted to dB in order to conform with the units of  $G_A$

$$T_{dB} = 10 \log(T_{sys}) = 22.8dB$$

This is fairly meaningless in itself but it allows  $G/T$  to be calculated;

$$G/T = G_A - T_{dB}$$

rearranging:

$$G_A = G/T + T_{dB}$$

The exact value of  $G/T$  is of course equally meaningless but it is used for system comparisons. Using the values calculated, the



required antenna gives

$$G_A = 4.5 + 22.8 \text{ dB} = 27.3 \text{ dB}$$

This could be achieved using a parabolic dish several metres in diameter (4 metres is recommended commercially), but together with the difficulty of tracking accurately with such a massive object, it would be very expensive to buy or to build. In order to reduce the antenna equipment some sacrifice must be made in error rate.

### Practical antennas

The prototype antenna is a set of four 28 element loop yagis phased for right-hand circular polarization. This type of antenna has been developed by amateur-radio operators interested in light-weight equipment for 1296MHz. They have been described in several articles<sup>3,4</sup> and work admirably. The dimensions were scaled from the design for 1296MHz and mounted, as shown on the front cover, in a square with sides of 51 centimetres. The two mounted on their sides are set 4.5cm in front of the other two to give r.h.c. polarization when fed through identical length feeders to an in-phase combiner. The antennas are attached to wooden supports which detune the array less than an all metal arrangement.

### Combiner and signal amplifiers

In order to obtain the required low-noise performance, the first signal amplifier uses a relatively expensive gallium arsenide f.e.t., the NEC NE21889. This device has a noise figure of less than 1dB and represents the best available performance at this frequency. The amplifier is constructed using microstrip, as is the combiner that feeds the input-matching circuit. The antenna is located some 6 metres away from the main receiver, so a second amplifier is included. This uses a bi-polar transistor, the NE64535, and is also fabricated in microstrip. Figure 4 shows the circuit diagram of the completed unit. The part containing the combiner and NE21889 is etched on p.t.f.e. microwave substrate\* which has better characteristics than ordinary glass fibre. The physical size of the lines is dependent on dielectric constant and so depends on the type of board used. Figure 5† is a full-size microstrip layout of both parts, and Fig 6 shows the mechanical construction. Special components are indicated on the circuit diagram. A full description of the design techniques used for this type of amplifier would be out of place here and the reader is recommended to consult references 6, 7 and 8.

Care must be taken when designing a power supply, to remove any possibility of an over-voltage spike reaching the GaAs-f.e.t. as they are rather delicate. Some

\*The p.t.f.e. board used was type GX-0600-55 from the 3M Company.

†Every effort has been made to ensure that the dimensions of Fig.5 are as near life size as possible but due to the printing process, the accuracy required for reproduction of such boards cannot be guaranteed. We are looking into the feasibility of providing photographic negatives for these boards and will inform readers of price and availability if and when possible.

method should be provided for the adjustment of the bias in order to set the drain current to about 10mA.

The amplifier at the antenna is connected to the down-converter inside by a length of UR67 coaxial cable.

### Mixer/local-oscillator

This is based on a previous design used for the reception of Meteosat<sup>9</sup>. However, some improvements were made to satisfy the more stringent performance requirements. The original design comprised a local-oscillator chain feeding one port of a microstrip balanced mixer using Schottky-barrier diodes. The other mixer port was connected directly to the output of a further signal-frequency amplifier using an NE64535. The main change is the insertion of an interdigital filter between this amplifier and the mixer input. The amplifier design remains similar but the microstrip dimensions were changed to be identical with those in the NE64535 section of the antenna amplifier. The glass-fibre board is extended to include the filter. Figure 7 shows the mechanical details together with the tuning screws. This type of filter has a high Q and it has been used in microwave converters for a number of years<sup>10</sup>. The local oscillator crystal frequencies to use are as follows:

Receiver frequency	Crystal frequency
1698.0MHz	86.69444MHz
1707.0MHz	87.19444MHz
1702.5MHz	86.94444MHz

These are for use with an i.f. of 137.500MHz which was used to fit in with existing equipment.

To be continued

### References

- 1 The TIROS-N/NOAA A-G Satellite Series, NOAA technical memorandum NESS 95.
- 2 Data Extraction and Calibration of TIROS-N/NOAA Radiometers, NOAA technical memorandum NESS 107.
- 3 *Radio Communication*, January 1975, 'Microwaves'.
- 4 *Radio Communication*, January 1978, 'Microwaves'.
- 5 F.e.t. Application Note, Plessey Optoelectronic and Microwave.
- 6 Calculator Notes *Electronics*, February 10th 1981.
- 7 Low-noise GaAs f.e.t. amplifiers, NEC technical note TN77902.
- 8 Cu-tips 2, 3M Electronic Products Division.
- 9 Meteosat Earth Station, M. L. Christieson, *Wireless World*, June/July 1979.
- 10 Interdigital Converters, J. Dahms, *VHF Communications*, Autumn 1978.

## Personal hi-fi


It all started with the Sony Stowaway (rapidly re-named the Walkman). This was a cassette player which was easily portable and had no loudspeakers. It played pre-recorded stereo musicassettes through headphones. This meant that power amplifiers were not needed and the whole unit was very compact. One of the advantages was the very lightweight headphones which used cobalt-samarium magnets, giving high-quality sound with very low power.

Of course it was inevitable that many other companies, especially the Japanese, would jump on the band-waggon, and there was a proliferation of personal hi-fi systems, some incorporating stereo f.m. tuners, some with the ability to record as well as play back.



Some of the next generation of 'personal' entertainment products are now available. One of the first is the Sony Walkman 2 which was released almost exactly one year after the original model. It is even smaller so that the player unit is about the same size as a cassette tape plastic case and only about twice as thick. Our experience with the set is that it need not be considered only for pop music or for out-of-doors activities. One can escape from the confines of the 'listening room' and continue to enjoy the music while moving about the house.

The provision of the two output sockets on the Walkman 2 gave us the opportunity to give an A/B test to a pair of Koss Sound Partner headphones. These are subminiature, lightweight headphones with a 3.5mm plug (and adaptors for a standard jack, or for equipment with a mono 3.5mm socket). Comparing these with the Sony MDR4, which are supplied with the Walkman, both sets gave a very similar response, with the Koss set extending a little further into the bass.



The Koss Sound Partner stereo headphone has hinges so that it may be folded into the neat carrying bag provided with it. It is sold with the Koss Music Box Radio and may also be bought separately.

At the Harrogate Hi-Fi Show, Koss were also displaying a shirt-pocket sized am/fm radio for use with headphones only. Like the Walkman, this also has provision for two sets of headphones. There are separate right and left slider volume controls which dispense with the need for a balance control.

World  
of

# Amateur Radio



## No Class B on 70MHz

Class B licence holders (phone operation on 144MHz and above) are disappointed at the Home Office decision not to allow them to operate on the 70MHz band when the new Radio Regulations come into force next year. They appreciate that 70MHz is not an international amateur band but was instituted in the UK to help bridge the very wide gap between 28MHz and 144MHz bands. Such a gap does not exist in Regions 2 and 3 where the band 50 to 54MHz is used by amateurs. At WARC 1979, the Radio Regulations relating to amateur operation were changed to allow administrations to issue licences without a Morse test for frequencies above 30MHz (instead of above 144MHz) and it was widely assumed that the Home Office would amend the Class B licences to include the 70MHz band.

Even those of us who are keenest to encourage Class B amateurs to learn Morse, and so qualify for the Class A licence, feel uneasy at the way in which the Class B conditions have helped to concentrate so much operation in the UK into 144-146MHz, leaving 70MHz and (in sunspot minimum years) 28MHz relatively under-populated. So while the Home Office is clearly acting within its rights, it seems a puzzling decision.

Similarly one wonders why Class B operators should be forbidden to learn Morse by using it from their own station, although permitted to use it "under supervision" of a Class A licence holder — a restriction that has also been proposed should the Home Office ever get round to issuing any form of "novice" licence in the UK. It all seems in direct contrast to the encouragement given to newcomers in many countries. In Japan, the international "rules" are bent the other way: low-power operation is permitted without a Morse test even on bands below 30MHz on the grounds that the signals are unlikely to cause interference outside Japan.

## Guide to repeaters

The UK FM Group (London) has recently published a revised and extended edition of "A newcomer's guide to FM simplex and repeater operation on two metres" by Antony Askew, G4BPC with a foreword by Douglas Davis, G3PAQ. This points out that whereas in the early days of repeaters most amateurs had experience of two-way working without their aid, nowadays quite a few newcomers owe their first introduction to amateur operating by using a low-power handheld or mobile transceiver in conjunction with a 144MHz repeater. The 16-page booklet contains a

lot of good advice, although unfortunately no information on price or address. (Membership secretary, Pat Spenceley, 67 Downs Wood, Tattenham Corner, Epsom Downs, Epsom, Surrey KT18 5UJ, may be able to help.) It can be recommended to those unfamiliar with current operating techniques.

Unhappily repeater operation, particularly in the London area, is not without its special problems and the booklet has a section on "jamming." This advises operators never to acknowledge or be provoked by any deliberate jamming or abuse of the repeater by what the booklet calls "a motley collection of hooligans who, if they are ignored, will eventually give up and go away".

Unfortunately it is taking a very long time for this to happen.

It also seems that deliberate jamming is increasing on h.f. bands, with various "dx nets" an especial target. Part of the problem, although certainly no excuse for jamming, is the tendency for some net operators to lay claim to exclusive use of certain specific frequencies, even when not actually transmitting. On c.w. there is still a friendlier atmosphere of co-existence: it is still unusual to come across deliberately bad-mannered operators except in "dx pile-ups", which is one reason why some of us tend to steer clear of them.

## Here and there

Transatlantic working on 1.8MHz should be easier this winter with the Loran-A marine radionavigation system already largely phased out although not due to end in some countries until late 1982. In America, the FCC has already lifted the transmitter power restrictions on the band (1800 to 2000kHz) although retaining a number of geographic restrictions and warning the Americans that it may be unwise to invest in new equipment for the band until the new International Frequency Table has been fully sorted out. WARC 1979 restored 1810 to 1850 kHz as an exclusive amateur band but in the UK and North America amateurs are hoping to retain use of the full 200kHz on a shared basis (through presumably UK amateurs will be permitted to use 150 watts in the 1810 to 1850 kHz section).

According to *Electronics Australia* a Parliamentary report suggests that about half of all the c.b. equipment in use in Australia is unlicensed and the chances of illegal operators being caught are "fairly remote" since several large Australian states have only a single officer charged with tracking down offenders, equipped only with "outmoded, inefficient and inadequate" detection equipment. The Australian Federal Government, after considering the matter for five years, has finally turned

down a proposal of the Wireless Institute of Australia that old age pensioners should pay a reduced amateur radio licence fee. Reason given is that this would give rise to similar requests in respect of other types of radio equipment including c.b.

CQ-TV reports the setting up of another amateur television repeater in South Australia, located north of Adelaide and powered by means of a wind generator. The Adelaide group are seeking permission to link the new repeater with the VK5RTV tv repeater in Adelaide, to give a range for amateur television transmissions of over 100 miles. The considerable interest in amateur tv in the UK is underlined by sales of the BATC handbook exceeding 1500 in just a few months. BATC, however, has expressed some concern at the IARU Region 1 proposal that tv should gradually move out of the 432MHz band. AMSAT-UK, however, clearly feel that it is possible for satellites and amateur tv to co-exist in the band and seem to feel that some tv enthusiasts are raising a storm in a teacup.

It is now being assumed that the loss of transmissions from OSCAR 7, since early June, due apparently to battery failure, is likely to prove permanent. Since its launch in November 1974 several million amateur radio contacts have been made through this very successful spacecraft.

Investigation of auroral propagation, which has long attracted keen amateur interest, should be improved by the opening of the EISCAT 234MHz and 933MHz £13-million radar facility with transmitter/receiver at Tromsø, Norway, and receiving sites at Kiruna and Sodankyla, Finland, after several years of delay. It is only the second incoherent radar facility to be set up in auroral latitudes.

Successful reception of reformed low-scan television pictures from Voyager Two by Jeremy Royle, G3NOX was followed by his appearance on ITN's "News at Ten". During the late-August approach of the interplanetary spacecraft to Saturn, the Jet Propulsion Laboratory amateur radio station W6VIO reformed and retransmitted images of Saturn's rings and satellites as the pictures came in from Voyager Two on the large JPL dish aerial. The s.s. tv pictures were transmitted in the 14, 21 and 28MHz bands, together with s.s.b. and c.w. on all bands from 3.5 to 28MHz.

The Guernsey Amateur Radio Society won the RSGB's 1981 National Field Day. The Bristol Trophy goes to the Great Western Contest Group; the Gravesend Trophy to the Gravesend society; the Frank Hoosen Memorial Trophy to Southgate Radio Club; and the Scottish NFD Trophy to Glenrothes and District Amateur Radio Club.

PAT HAWKER, G3VA



# Funkausstellung 33

## tv goes stereo

International audio and video fair, Berlin

by Geoffrey Shorter

**Massive support from broadcast organisations, the Bundespost and almost the entire entertainment electronics industry, combine to make this the biggest show of its kind.**

As if by way of commemorating Clément Ader's 30 August two-channel sound demonstrations in Paris a hundred years ago — almost to the day — the Zweiten Deutsches Fernsehen tv authority commenced regular stereo tv broadcasting at the Berlin show. Not only does transmission of a second sound channel give a stereo sound option for discussions and sporting events as well as the usual musical programmes (to say nothing of trials using a dummy head planned by WDR), but it also provides a second language option for foreign films and Eurovision programmes etc. Transmission standards were fixed jointly with industry, the Bundespost and the two broadcast organisations last year, when ZDF commissioned the Bundespost to equip the second tv network for stereo sound (transmitters built after 1974 are convertible to stereo operation).

The other broadcasting organization, Arbeitsgemeinschaft der öffentlich-rechtlichen Rundfunkanstalten der Bundesrepublik Deutschland to give it its full name, is not in a position to up-date its older equipment until revenue from an increase in licence fee becomes available. (A star distribution point at Frankfurt, for instance, is not stereo-equipped.) This will mean a difference of a few years in providing two-channel sound (even though the present ZDF coverage is only 29 transmitters out of a total of 89, it represents a population coverage of 60%) a "thoroughly regrettable" state of affairs, according to Dipl. Ing. Müller-Römer, who is technical director of Bayerischer Rundfunk, one of the 12 ARD stations. As he is also chairperson of the joint ARD/ZDF technical commission, one wonders why the scheme is going ahead at this time.

The reason is tied up with the state of the television receiver industry in Germany. With the tv set production curve falling off as market saturation is approached, many companies in the red and many suffering from the effects of competition from abroad, the industry likes to have technical innovation to spur the public into buying its products. Even though the start of stereo tv will be gradual it is estimated that sales of stereo sets will be as much as 45% of the whole by 1983, in spite of the added price of 13 to 18%.

But it is with the gradual expiry of the tv industry's PAL patent portfolio, which has been its main protection against competition from the Far East in the large screen business, that the industry is seeking patentable innovations whose licensing they can control. Patents have been assigned to the industry patent-holding group, and they do not intend giving licenses to overseas makers until 1983 at least. This was borne out by Finnish set maker Salora who were cautioned about their new "three channel" stereo tv sets, not having been granted a licence. (They don't mean three channels of course, they mean three speakers, one with a sum signal feed for the front and antiphase difference signals for the sides, an idea which goes back more than a decade ago to David Hafner and Duane Cooper, arguably even to Blumlein.)

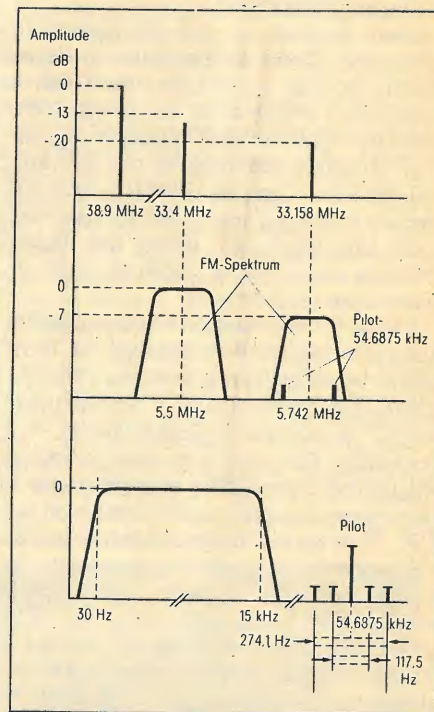
And it isn't only tv sets that won't be licensed: Japanese video recorders with tuners will have to receive mono sound, while the Philips/Grundig 2000 recorders will receive stereo.

Japanese studies started as far back as the early sixties and led to NHK's adoption of a frequency-division multiplex system whose sound channel uses an f.m. subcarrier for the stereo difference signal of 31.5kHz, twice the line frequency. Comparison with the alternative technique of using twin carriers for sound has shown that both methods offer adequate crosstalk and noise performance under normal conditions, but that in mountainous regions a two-carrier method shows least degradation.

The German idea, which also originated in the sixties from the ARD/ZDF Institut für Rundfunktechnik in München, is to use two separate sound carriers, one for a compatible signal at 5.5MHz from the vision carrier (standard in CCIR systems B & G) and the other separated by 242.1875kHz, which is an odd multiple of half the horizontal scan frequency  $f_H$  to minimise Moiré interference. Both carriers are frequency modulated to a deviation of 30kHz, but the second carrier is additionally modulated with a 54.6875kHz pilot sub-carrier ( $3\frac{1}{2} \times f_H$ ) up to 2.5kHz deviation for signal identification. For mono transmissions it is unmodulated, for stereo signals it is 50% amplitude modulated at 117.5Hz ( $f_H \div 133$ ), and for dual channel use at 274Hz ( $f_H \div 57$ ). As the second channel carries an R signal, simple matrixing retrieves an L signal from the compatible  $(L+R)/2$  signal. Demodulated

identification signals when converted into a two-bit binary code activate audio route switches and panel indicators, which also take account of the viewer's selection for mono, stereo, language 1 or language 2.


The cheapest way of using the new transmissions would be to build in a second intercarrier-type demodulator using the standard TBA120S. Using a mono output stage and a new i.c. that provides matrixing and identification decoding, selection of either channel is possible as well as mono sound; but we didn't see such a simple scheme. The least i.c.-count way to do the job is with a quasi-split



Modulation scheme for two television sound channels prevents foreign competitors from selling stereo tv sets in Germany.

sound system that claims better signal-to-noise ratio, where the vision signal is separately processed and the sound section retains a video component to allow intercarrier demodulation. Two new i.c.s are needed for this, TDA2546 dual i.f. amplifier and demodulator and TDA3800 containing a second demodulator together with matrix and identification decoder. But the posh way to do the job is with i.c.s that allow separation of a.f. and i.f. sections for the modular-chassis approach (TDA2545, 2  $\times$  TBA120S, plus matrix

Internationale  
Funkausstellung Berlin  
4.-13.9.1981



and decoder i.c.)

Some months ago, before the new i.c.s were available, Philips suggested a way of using available components. Starting with the two audio-frequency signals, the basic idea was to dematrix with an op-amp and emitter followers, then to pass de-emphasized signals through the routing switches TDA1029 controlled by standard t.t.l. circuits. These took their feed from a TDA2795 identification decoder which envelope-demodulated the 54kHz carrier, filtered the 117 or 274Hz tones if present with second-order active filters and then processed them to produce logic controls, to decide whether two speakers will have the same or different feeds. As Loewe Opta were first on the market with two-channel tv sets back in March, this may well be the way they did it.

Metz, who this year take the prize for the largest tv display with a wall of 200 sets doing silly things, have fitted a novel quasi-stereo circuit for mono programmes.

before 1985 in Germany, and that permanent broadcasts are unlikely before the end of the 80's, there was a surprising amount of involvement in evidence. Not only from organisations directly involved such as the Bundespost, the Aerospace Research Establishment (DFVLR), ARD and West German commercial interests (Siemens, AEG-Telefunken, TE KA DE and others), but also from Finland's Salora company, who aim to sell individual receivers, and Japan's Sony. Since the last Funkausstellung Sony has added sound radio to its satellite receiver for home use. This time their prototype receives the full WARC agreement five tv channels, one of which can be converted to 12 p.c.m. stereo channels. In the demonstration, in which the four-phase p.s.k. transmitter was also Sony-built, 12GHz signals were reflected back within the confines of the stand and converted to 113MHz p.c.m. using a microwave i.c. The digital audio processor was actually sampling at a 32kHz rate but

produced by Saarländischer Rundfunk were relayed to the DFVLR satellite transmitter near München so that they could be received on prototypical equipment at the exhibition (except for the antenna, which needed to be 3.3m in diameter because of the low power of OTS). As before-and-after pictures were displayed next to each other, visitors could assess picture quality, including the effect of the quarter-second transmission delay! Bayerischer Rundfunk did a similar thing over OTS with radio transmissions but digitally so that the very wide dynamic range of their digital tape recordings was preserved up to the stage of conversion, just before the headphones.

Since France and Germany opted out of ESA's cooperative satellite effort — the resulting "Euro-satellite" consortium aims to sell satellites or perhaps rent tv channels — two national launchings have been authorized, France's TDF-1 in 1985 and Germany's TV-Sat at the end of 1984, at a

CEEFAX P161 BBC Experimental

### ENHANCEMENTS TO THE U.K. TELETEXT SYSTEM

The present teletext system is capable of only simple graphics, but the new generation systems will be able to display full colour graphics and inserts of pictures.

For example...

Internationale Funkausstellung Berlin

Compatible multilevel teletext, first shown in Europe at the Berlin Show, includes high definition graphics (level 3), specific graphics (level 4), and "photographic-quality" colour pictures (level 5). Picture below, taken at show, was stored on floppy disc and built up gradually for teletext display.



Their circuit, due to RCA Labs, feeds high and low frequencies preferentially to one speaker and middle tones to the other. But at two carefully chosen frequencies of 320 and 1700Hz, said to be the dominant ones in speech, both speakers have equal feeds intended to give a central image. The idea seemed to work for the voice chosen. Metz appear to be the only tv maker with a separate tv stereo decoder to offer. Most others say that plug-in decoders are available for sets up to two years old. Blaupunkt, who this year claim to have increased their tv market share by between one and two per cent to nearly 10%, say decoders won't be available from them for pre-1980 sets, which presumably goes for Siemens tv sets as they are made by Blaupunkt.

Considering that direct broadcasting from satellites will not start on a trial basis

Etsumi Fujita of Sony's Tokyo audio technology centre says this will be changed to the more common 44.1kHz, and at the same time quantization increased from 14 to 16 bits (linear) with a new low-cost 16-bit d/a converter that Sony will shortly sell. The error correction code applied is one in which b.c.h. and parity are combined to yield what is claimed to be an extremely low error rate allowing receiver operation down to carrier to noise level of 7dB. They give word error probability as  $10^{-9}$  word/s for a bit error rate of 1 in  $10^{-3}$ , which at 4-bits a word for each stereo channel of 12 doesn't seem to agree with their claim of a correction of only "once in several hours".

The major display of capability, if one was needed at all, was put on by the Bundespost, DFVLR and ARD, to give direct reception from the ESA's orbital test satellite (OTS). On-site television programmes

cost of over DM 500 million.

There is some uncertainty about the use of TV-Sat. Five tv channels have been allocated to Germany and with the high cost of satellite launching one expected five to be provided from the start. But the Federal Government's announcement about this refers only to three channels in "preoperational service" and the satellite is being called "experimental" by the Government.

Moreover, in the two year test phase the third channel is being ear-marked for test purposes and only the two tv programmes may be transmitted in unaltered form. The broadcasters want to transmit non-regional programmes by satellite, one tv channel for digital radio, and ultimately to use terrestrial transmitters for an improved regional service.

The Bundespost has also told the broad-



casters that a five-channel satellite should not be used before the 1990s, if at all.

A situation that obviously has some bearing on this is the effect of programmes from other countries. Satellite signals will be picked up well outside the national ellipses laid down at the WARC in 1977, if only because of technical development. It is estimated that 12-17 tv and 30 to 50 sound programmes will become available in Germany, assuming the frequencies are not interfered with. Whether such large-scale competition from outside is seen as a threat to "cultural heritage" remains to be seen. But one thing is clear: the Bundespost has reserved the satellite band, 11.7 to 12.5GHz, for "radio direction finding". And that means, in less euphemistic terms, that they will have the ability to jam broadcasts they regard as undesirable, politically or commercially.

And then there is a problem of deciding who should use the additional channels of a five-channel satellite. National satellite services need the approval of the Länder: "it is hard to imagine an agreement," Herr Müller-Römer suggested, "in view of the current differences in views between Länder ruled by the SDP and those ruled by the CDU."

To coincide with the tv industry's introduction of two-channel sound, both Grundig and Philips have stereo Video 2000 recorders with a dynamic noise suppressor, apparently based on High Com i.cs but as a different noise spectrum is involved it's not High Com. With the slow linear tape speeds involved, the addition of stereo sound is bound to heighten awareness of relatively poor quality; h.f. response is down 8dB at 10kHz and a signal-to-noise ratio of 50dB is about the limit that can be achieved presently. After about a year and a half on the market a share of 25% is claimed in Europe (Video 2000 is not yet sold in USA) with Grundig selling 100,000 in the last year, expecting to sell double that figure this year and 600,000 in 1984. By that time Grundig forecasters expect the present level of video recorder penetration of 5% to have increased to 30%, following a similar trend to colour television but with a decreasing time lag.

Meanwhile the phenomenal growth of Japanese video continues, Matsushita figures just released for the first half of 1981 show an increase of 42% in video sales over last year; overall, Japanese exports have more than doubled. To increase production of VHS recorders, the Berlin factory of the Telefunken-Thorn-JVC consortium\* will be in operation early next year with a production of 400,000 recorders p.a. whether or not the French government sanction Thomson's involvement. And by the time this gets read, talks between Matsushita and Blaupunkt over local VHS production should have been completed.

Any sales advantage conferred to V2000 by non-licensing of Japanese recorders for stereo reception will last, it appears, only until 1983. Then, another scheme to fuel

\* Telefunken Video GmbH was founded in July with a capital of DM1.5 million.



Multipurpose optical fibre networks will make 5MHz colour videophones commonplace. Prototype equipment installed over the next few years for field trials in Berlin, Düsseldorf, Hamburg, Hanover, München, Nürnberg and Stuttgart provides both telecommunication services (viewdata, speech, data, text, graphics) and broadcast services (two to four television programmes, 24 radio programmes). The DM150 million project is part of a general increase in telecom r & d spending in Germany in a drive to increase competitiveness. The networks are in addition to coaxial cable pilot projects already under way in Ludwigshafen and Dortmund, with München, Berlin and seven other cities to follow. Original area-wide plans were scrapped about two years ago and work is now limited to "islands of partial networks". With national coverage estimated to cost DM20 to 30 billion and optical systems at several times as much, the Bundespost is hoping for large price reductions with volume in the near future.

video recorder sales may come into play. The much-discussed addition of coding data to radio broadcasts for programme identification is likely to be extended to tv broadcasts, especially as neither additional bandwidth or legislation is required. Later, additional air time could lead to out-of-viewing-hours recording. But what is not yet clear is whether agreement on such a coding would be sought internationally, as with sound radio. If it turns out that aspects of this are patentable, the Germans could go it alone again and delay giving licences to Japanese manufacturers.

A catalogue of 100 titles is the aim of Thorn-EMI for the UK launch of the grooveless capacitance video disc, VHD, in June with a build-up to 160 by the year end. At the JVC Berlin demonstration, a Thorn-EMI executive stressed their commitment to VHD, as the prime software supplier: Thorn and EMI had merged "precisely to take advantage of the home video market", he said. The latest players were designed to show compatibility when the colour systems of player and disc do not correspond. A PAL disc, first played on a PAL player was next played on SE-

CAM and NTSC players. Then an NTSC record was shown to play back on a PAL player, apparently without significant detriment.

Automatic circuitry in the players switches the appropriate motor speed, of course, 750 or 900 rev/min; that bit's easy. But proper synchronization due to differing vertical frequencies is only possible with modified frame scanning circuitry, as included in the monitors used. No doubt Thorn tv sets will in future contain circuitry with a wide enough pull-in range to accept 60Hz discs, but not presumably automatic circuitry to alter vertical deflection as was done in the demonstration! Normally playing an NTSC disc on a PAL player would show a black bar for the missing lines. And the other way around there would be picture loss; but only about 10% point out JVC rather than the 16% that would be the case if tv sets didn't overscan.

The VHD players feature a chapter search facility through a code recorded onto the disc and an automatic search mode based on a time code. Variable-speed search up to 65 times normal speed allows a disc to be scanned in under a minute. Various play modes are provided including a choice of speeds, repeat modes and frame by frame advance. For the interactive kind of programme appropriate parts of the mastering tape would be doubled-up so that playing time could be reduced by up to a half (Type 2 disc).

Dynamic expansion is said to give a 60dB signal-to-noise ratio for the two stereo or bilingual channels. With the addition of a p.c.m. converter three audio channels (one centre to avoid the phantom image) and a fourth for still pictures become available in the AHD version.

VHD players were to be seen elsewhere but not, after the first day, on the almost-nationalized-Thomson stand from which a player was removed at the suggestion of a French government official. Which puts a question mark by the commitment of Nordmende and more recently Saba who are also part of the same group to market VHD players — and what of VHS?

Anyone with ideas for keeping conventional record presses in business that bit longer gets listened to at the moment. Which of course is part of the appeal of VHD and CED. What Telefunken is now offering is a digital sound record, developed from their earlier ideas of a hill and dale television disc but with a stiff disc rather than the earlier foil record rotating at 250rev/min. The new Mini Disc records are made by conventional processes but use less p.v.c. record material — diameter is 135mm offering a one hour playing time per side.

The data format used allows starting points of individual sections to be instantly located as with other digital systems, additional audio channels to be provided, and coded text to be added for display, Telefunken suggest, of the words of a song or any other information for that matter, on a television set. And for popular music a 10minute Micro Disc would be 74mm diameter.

Another response to the coming transformation in the record business has been that of coding a conventional record so that it will appear as noiseless as its digital rival. This is the way dbx is currently promoting itself. But there's a snag, even before thinking about dynamic ones: dbx encoded discs need a decoder. If you can devise a technique that matches the noise level of digital tape recordings, with little or no audible pumping, good transient response, intolerant of level mismatches, and that is compatible, i.e. acceptable without a decoder, then one might have something. Such is the CBS scheme, called CX, currently being demonstrated to manufacturers.

It is a wideband compander with a 2:1 law from 0dB reference level to -40dB, below which it is linear. In operation, control signals are derived by taking the largest full-wave rectified value of left and right inputs. If this then controlled variable-gain stages in the signal paths directly, with a 1ms attack and 10ms decay time, noise level pumping would be unacceptable and distortion would occur. Four parallel filter paths are designed to overcome this and allow it to operate with signals that are "difficult for other systems", according to Louis Abbagnaro of CBS Technology Center, who claims the benefits are "without any distortion or pumping".

One filter path is optimized for low-level steady-state signals to ensure "minimum" audible noise and signal modulation but not for rapidly changing signals. Another filter path allows the circuit to track a rapid decay for 200ms; after that noise pumping becomes obvious, CBS say, and control is passed over to the previously-mentioned filter path which keeps the noise level steady (2s time constant). Fast attacks are passed by a third filter with a 30ms time constant. The effect of ripple can't be heard, according to CBS tests, in this time. If the signal lasts longer, a high-pass filter comes into play to remove the ripple from the signal. So these last two filter paths respond with a 1ms attack time and no ripple after 30ms. (The four filter outputs are summed to control the two variable-gain circuits.) Mr Abbagnaro told us that within a year, output from RCA Records, WEA, Teldec and CBS would be CX-encoded. In addition, RCA, MCA and Universal-Pioneer will be using it for their video discs and players. Decoder licensing dues are 15 cents a unit with nine brand names so far behind CX including Telefunken, Marantz, Phase Linear, Sound Concepts, MXR and Audionics, with a Japanese brand name to be added.

High Com now has 40 licensees, plus 10 partners buying from Japan; this year 30 of the hi-fi cassette recorders on sale in Germany will have High Com fitted. But what is its future now with the emergence of Dolby C? It offers typically 73-75dB as against 68dB signal-to-noise ratio, and there are situations where as much as 83dB can be obtained in commercial equipment by careful design. This is largely because Dolby C gives 20dB improvement only between about 2 and 8kHz; in terms of the

IEC A-weighted r.m.s. curve, points out Hans-Joachim Thuy, Special Products Manager at Telefunken, this amounts to 15dB as against 20dB over the audio band. So it still has something to offer. The two main signal sources used with noise reduction systems — records and stereo broadcasts — both offer signal-to-noise ratios of around 60dB. A noise reduction system that provides, say, 65dB s/n ratio, will degrade that figure to 57dB, whereas a 75dB system would degrade the source to only 59.5dB. High Com's advantage, 2.5dB in this example, is likely to be greater the better the source signal. Hence Telefunken's interest in improving signal-to-noise ratio of records with CX.

To try to improve radio channel signal-to-noise ratio a compatible circuit was designed to provide 9dB improvement. Broadcast tests earlier this year by IRT showed this to be undetected. Unfortunately aiming for 15dB proved a little too greedy but further tests are planned round a 12dB circuit.

Some quick work on decoders for the new internationally-agreed standard for viewdata (Bildschirmtext) resulted in some fine displays of graphics from almost-completed "prototype" decoders on the Siemens and Bundespost stands. The new CEPT standard includes more characters (320), improved characters and graphics, a private character set possibility, smooth graphics (lines, curves), dynamically redefinable characters with 10x12 matrix format, double height and width facility, two-speed blinking, and half brightness colours.

Extensive high resolution capability, such as that also given by Teledon and demonstrated on the Canadian government stand, requires expensive memory and isn't needed for most purposes, according to Eric Danke, Postdirektor for Bildschirmtext. High resolution would probably only be required in 100,000 to 150,000 decoders, out of a forecast million users. For this minority of users a decoder with full alpha-geometric capability might cost as much as DM1000 (£250), Herr Danke estimated, whereas a bare-essentials decoder could cost as little as DM200 in volume, DM500 initially. A whole range of decoders is likely to be available for the start of the service in 1983, when the current trials end. The field trials started last year and have been deliberately limited to around 6,000 users (2,000 private and 1,000 business users in Berlin and Düsseldorf) with introduction of a new standard in mind.

With the main impetus for development in television receivers coming from manufacturers aiming for lower production costs rather than broadcasters looking for enhanced performance the current route to lower cost is still through greater integration, to take advantage of v.l.s.i. densities of up to 50,000 gate-equivalents. To do this for more functions than just channel selection and remote control, ITT have digitized those processes with a frequency low enough to make digital conversion economic. In practice this means the stages after the video demodulator: while eight-

bit a-to-d converters can digitize up to 40MHz, they're still not cheap enough. The digitized sections comprise keyboard, audio stages, matrixing, delay line, luminance and chrominance filters, sync pulse separation, and both horizontal and vertical amplifiers working in class D. But equally important is the facility to enter alignment data by programmable memory, governed from a central control unit. Not only does this cut down factory time by avoiding the customary "tweaking" processes but it also provides the means for making adjustments in sound and picture processing to compensate for ageing. ITT say a design will be available next year using just five integrated circuits, later to be reduced to three, ultimately one. Besides cost benefits, the potential improvements in picture performance are substantial — pictures noise-free, echoes cancelled, flicker eliminated by increasing frame rate, freeze-frame presentation, easy pictures within pictures, greatly eased interfacing.

Such local improvements to picture quality will undoubtedly highlight relative inadequacies in the transmitted signal. Already direct RGB input to receivers from computers and digital video equipment in general can lead to higher resolution displays than the h.f. section of current receivers allows. The idea of improving picture quality by digital coding and by separation of chrominance and luminance information may become a feasible proposition with the availability of satellite channels. For direct reception the problem is one of decoder cost; but when plans for wide-band optical fibre networks are realised nationally the market for such decoders would be increased to an economic size, assuming digital standards were congruent.

Given these wider channels and a general desire for better pictures, especially for projection to large audiences, some countries will surely be looking at high-definition tv pictures in the not-too-distant future. Japanese broadcasters have been studying the possibilities for at least 15 years now and two or three years ago experimented with an f.m. system over Japan's 12GHz satellite. Though no high definition equipment was on display at the exhibition it is known that prototype digital apparatus is under construction in Japan. Recently, US broadcast companies have been active in this area and now Germany has made a proposal they hope others will adopt.

A new television standard, the Germans say, should have between 1150 and 1250 lines arranged in such a way that following programme production two signals are available, one high definition and the other containing alternate lines to provide a compatible 625-line signal for terrestrial distribution. But picture improvement could come through other avenues. Work is under way that may demonstrate feasibility of using "offset dot raster" scanning, a scheme which subjectively improves vertical and horizontal resolution and that would be compatible with existing standards.



# Digital storage and analysis of speech

## 4 - Fourier transforms and estimating formant position

by Ian H. Witten, M.A., M.Sc., Ph.D., M.I.E.E., University of Calgary

Dr Witten continues his discussion of spectral analysis with an explanation of the discrete Fourier and fast Fourier transforms, and shows how to estimate the positions of formants.

### Discrete Fourier transform

Let us return from the brief digression into techniques of digital signal analysis to the problem of determining the frequency spectrum of speech. Although a bank of bandpass filters such as is used in the channel vocoder is perhaps the most straightforward way to obtain a frequency spectrum, there are other techniques which are in fact more commonly used in digital speech processing.

It is possible to define the Fourier transform of a discrete sequence of points. To motivate the definition, consider first the ordinary Fourier transform (FT), which is

$$g(t) = \int_{-\infty}^{\infty} G(f) e^{i2\pi ft} df$$

$$G(f) = \int_{-\infty}^{\infty} g(t) e^{-i2\pi ft} dt,$$

This takes a continuous time domain into a continuous frequency domain. Sometimes you see a normalizing factor  $1/2\pi$  multiplying the integral in either the forward or the reverse transform. This is only needed when the frequency variable is expressed in radians/s, and we will find it more convenient to express frequencies in Hz.

The Fourier series (FS), which should also be familiar to you, operates on a periodic time waveform (or, equivalently, one that only exists for a finite period of time, which is notionally extended periodically). If a period lies in the time ranges  $[0, b]$ , then the transform is

$$g(t) = \sum_{r=-\infty}^{\infty} G(r) e^{i2\pi rt/b}$$

$$G(r) = \frac{1}{b} \int_0^b g(t) e^{-i2\pi rt/b} dt.$$

The Fourier series takes a periodic time-domain function into a discrete frequency-domain one. Because of the basic duality between the time and frequency domains in the Fourier transforms, it is not surprising that another version of the transform can be defined which takes a periodic frequency domain function into a discrete time-domain one.

Fourier transforms can only deal with a finite stretch of a time signal by assuming

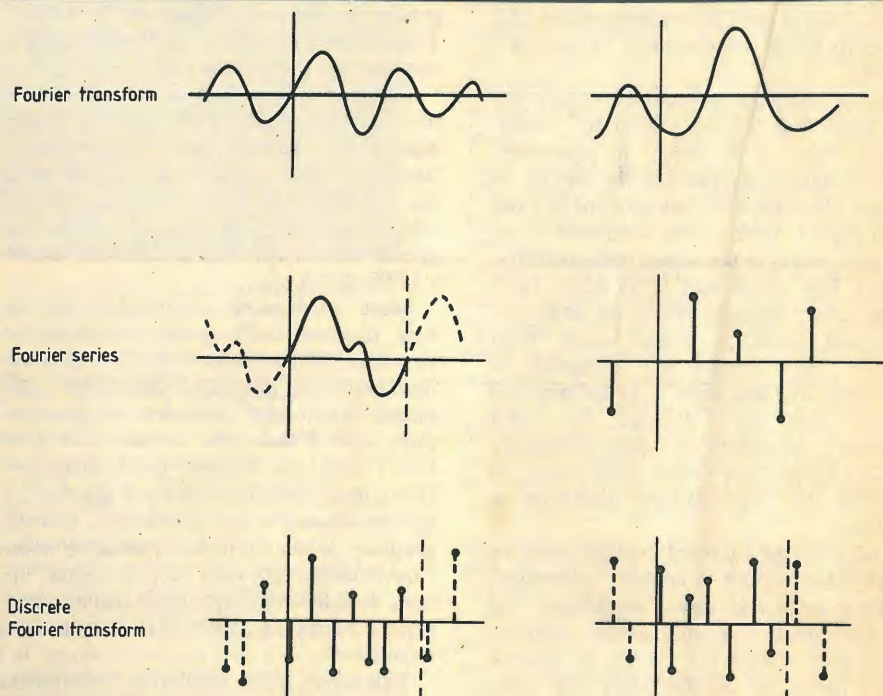


Fig. 14. Fourier transform, Fourier series and discrete FT.

that the signal is periodic, for if  $g(t)$  is evaluated from its transform  $G(r)$  according to the formula above, and  $t$  is chosen outside the interval  $[0, b]$ , then a periodic extension of the function  $g(t)$  is obtained automatically. Furthermore, periodicity in one domain implies discreteness in the other. Hence if we transform a finite stretch of a discrete time waveform, we get a frequency-domain representation which is also finite (or, equivalently, periodic), and discrete. This is the discrete Fourier transform (DFT), and takes a discrete periodic time-domain function into a discrete periodic frequency-domain one, as illustrated in Fig. 14. It is defined by

$$g(n) = \frac{1}{N} \sum_{r=0}^{N-1} G(r) e^{i2\pi nr/N}$$

$$-G(r) = \sum_{n=0}^{N-1} g(n) e^{-i2\pi nr/N},$$

or, writing  $W = e^{-i2\pi/N}$ ,

$$g(n) = \frac{1}{N} \sum_{r=0}^{N-1} G(r) W^{-nr}$$

$$G(r) = \sum_{n=0}^{N-1} g(n) W^{rn}.$$

The  $1/N$  in the first equation is the same

normalizing factor as the  $1/b$  in the Fourier series, for the finite time domain is  $[0, N]$  in the discrete case and  $[0, b]$  in the Fourier series case. It does not matter whether it is written into the forward or the reverse transform, but it is usually placed as shown above as a matter of convention.

As illustrated by Fig. 15, discrete Fourier transforms take an input of  $N$  real values, representing equally spaced time samples in the interval  $[0, b]$ , and produce as output  $N$  complex values, representing equally spaced frequency samples in the interval  $[0, N/b]$ . Note that the end-point of this frequency interval is the sampling frequency. It seems odd that the input is real and the output is the same number of complex quantities: we seem to be getting some numbers for nothing! However, this isn't so, for it is easy to show that if the input sequence is real, the output frequency spectrum has a symmetry about its mid-point (half the sampling frequency). This can be expressed as

$$\text{DFT symmetry: } G\left(\frac{N}{2} + r\right) = G\left(\frac{N}{2} - r\right)^*$$

if  $g$  is real-valued, where  $*$  denotes the conjugate of a complex quantity (that is,  $(a+jb)^* = (a-jb)$ ).

It was argued above that the frequency spectrum in the DFT is periodic, with the spectrum from 0 to the sampling fre-

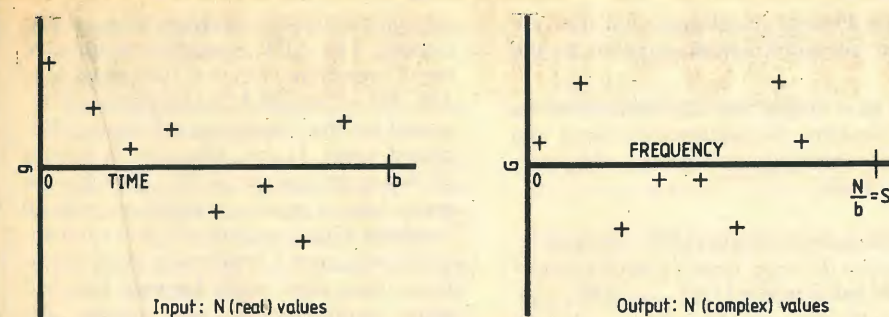


Fig. 15. Time and frequency domains for discrete Fourier transform (DFT).

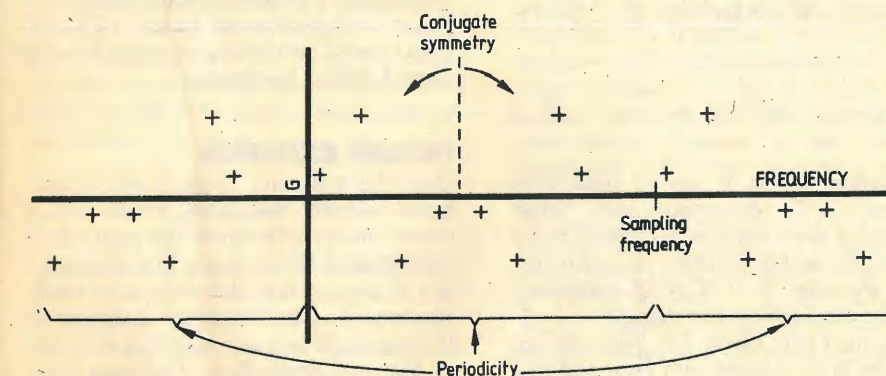


Fig. 16. Symmetry and periodicity in DFT.

quency being repeated regularly up and down the frequency axis. It can easily be seen from the DFT equation that this is so. It can be written

DFT periodicity:  $G(N+r) = G(r)$  always.

Figure 16 illustrates the properties of symmetry and periodicity.

### Estimating the frequency spectrum of speech using the DFT

Speech signals are not exactly periodic. Although the waveform in a particular period will usually resemble those in the preceding and following pitch periods, it will certainly not be identical to them. As the articulation of the speech changes, the formant positions will alter. Furthermore, because the intonation of speech varies continually. Hence the fundamental assumption of the DFT, that the waveform is periodic, is not really justified. However, the signal is quasi-periodic, for changes from period to period will not usually be very great. One way of computing the short-term frequency spectrum of speech is to use pitch-synchronous Fourier transformation, where signal pitch periods are isolated from the waveform and processed with the DFT. This gives a rather accurate estimate of the spectrum. Unfortunately, it is difficult to determine the beginning and end of each pitch cycle, as we shall see later in this article when discussing pitch extraction techniques.

If a finite stretch of a speech waveform is isolated and Fourier transformed, without

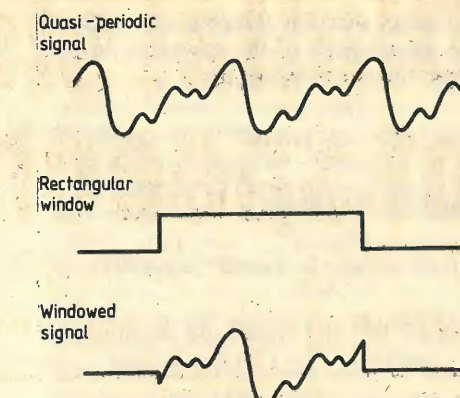


Fig. 17. Isolating part of waveform for analysis - windowing.

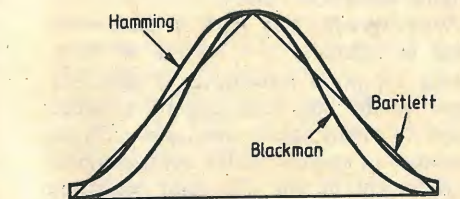


Fig. 18. Three window shapes to reduce effects of discontinuities at beginning and end of window period.

regard to pitch of the speech, then the periodicity assumption will be grossly violated. Figure 17 illustrates that the effect is the same as multiplying the signal by a rectangular window function, which is 0 except during the period to be analysed, where it is 1. The windowed sequence will almost certainly have discontinuities at its edges, and these will effect the resulting spectrum. The effect can be analysed quite easily, but we will not do so here. It is enough to say that the high frequencies associated with the edges of the window cause considerable distortion of the spectrum. The effect can be alleviated by using a smoother window than a rectangular one, and several have been investigated extensively. The commonly-used windows of Bartlett, Blackman, and Hamming are illustrated in Fig. 18.

Because the DFT produces the same number of frequency samples, equally spaced, as there were points in the time waveform, there is a tradeoff between frequency resolution and time resolution (for a given sampling rate). For example, a 256-point transform with sampling rate of 8 kHz gives the 256 equally-spaced frequency components between 0 and 8 kHz that are shown in Table 4. The top half of the frequency spectrum is of no interest, because it contains the complex conjugates of the bottom half (in reverse order), corresponding to frequencies greater than half the sampling frequency. Thus for a 30 Hz resolution in the frequency domain, 256 time samples, or a 32 ms stretch of speech, needs to be transformed. A common technique is to take overlapping periods in the time domain to give a new frequency spectrum every 16 ms. From the acoustic point of view this is a reason-

able rate to recompute the spectrum, for as noted above when discussing channel vocoders the rate of change in the spectrum is limited by the speed that the speaker can move his vocal organs, and anything between 10 and 25 ms is a reasonable figure for transmitting or storing the spectrum.

time domain sample number	time	frequency domain sample number	frequency
0	0 $\mu$ sec	0	0 Hz
1	125	1	31
2	250	2	62
3	375	3	94
4	500	4	125
...	...	...	...
254	31750	254	7938
255	31875	255	7969

Table 4 Time domain and frequency domain samples for a 256-point DFT with 8 kHz sampling figure for transmitting or storing the spectrum.

The DFT is a complex transform, and speech is a real signal. It is possible to do two DFTs at once by putting one time waveform into the real parts of the input and another into the imaginary parts. This destroys the DFT symmetry property, for it only holds for real inputs. But given the DFT of a complex sequence formed in this way, it is easy to separate out the DFTs of the two real time sequences. If the two time sequences are  $x(n)$  and  $y(n)$ , then the transform of the complex sequence

$$g(n) = x(n) + jy(n)$$

$$\text{is } G(r) = \sum_{n=0}^{N-1} [x(n)W^{rn} + y(n)W^{rn}].$$



It follows that the complex conjugate of the aliased parts of the spectrum, in the upper frequency region, are

$$G(N-r)^* = \sum_{n=0}^{N-1} [x(n)W^{-(N-r)n} - y(n)W^{-(N-r)n}]$$

and this is the same as

$$G(N-r)^* = \sum_{n=0}^{N-1} [x(n)W^{rn} - y(n)W^{rn}]$$

because  $W^N$  is 1 (recall the definition of  $W$ ), and so  $W^{-Nn}$  is 1 for any  $n$ . Thus

$$X(r) = \frac{G(r) + G(N-r)^*}{2}$$

$$Y(r) = \frac{G(r) - G(N-r)^*}{2}$$

extracts the transforms  $X(r)$  and  $Y(r)$  of the original sequences  $x$  and  $y$ .

With speech, this trick is frequently used to calculate two spectra at once. Using 256-point transforms, a new estimate of the spectrum can be obtained every 16 ms by taking overlapping 32 ms stretches of speech, with a computational requirement of one 256-point transform every 32 ms.

### The fast Fourier transform

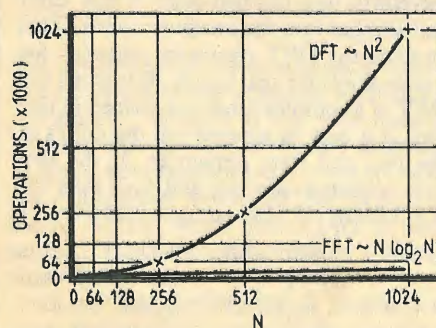
Straightforward calculation of the DFT, expressed as

$$G(r) = \sum_{n=0}^{N-1} g(n)W^{nr}$$

for  $r = 0, 1, 2, \dots, N-1$ , takes  $N^2$  operations, where each operation is a complex multiply and add (for  $W$  is, of course, a complex number). There is a better way, invented in the early sixties, which reduces this to  $N \log_2 N$  operations — a very considerable improvement. Dubbed the "fast Fourier transform" (FFT) for historical reasons, it would actually be better called the "Fourier transform", with the straightforward method above known as the "slow Fourier transform"! There is no reason nowadays to use the slow method, except for tiny transforms. It is worth describing the basic principle of the FFT, for it is surprisingly simple.

It is important to realize that the FFT involves no approximation. It is an exact calculation of the values that would be obtained by the slow method. Problems of aliasing and windowing occur in all

Fig. 19. Fast Fourier transform (FFT) requires many fewer operations than DFT. Size of transform plotted horizontally.



discrete Fourier transforms, and they are neither alleviated nor exacerbated by the FFT.

To gain insight into the working of the FFT, imagine the sequence  $g(n)$  split into halves, containing the even and odd points respectively.

even half  $e(n)$  is  $g(0)g(2) \dots g(N/2)$

odd half  $o(n)$  is  $g(1)g(3) \dots g(N-1)$ .

Then it is easy to show that if  $G$  is the transform of  $g$ ,  $E$  the transform of  $e$ , and  $O$  that of  $o$ , then

$$G(r) = E(r) + W^r O(r) \text{ for } r=0, 1, \dots, \frac{N}{2}-1,$$

and

$$G(\frac{N}{2}+r) = E(r) + W^{N/2+r} O(r) \text{ for } 0, 1, \dots, \frac{N}{2}-1.$$

Calculation of the  $E$  and  $O$  transforms involves  $(N/2)^2$  operations each, while combining them together according to the above relationship occupies  $N$  operations. Thus the total is  $N + N^2/2$  operations, which is considerably less than  $N^2$ .

But don't stop there! The even half can itself be broken down into even and odd parts to expedite its calculation, and the same with the odd half. The only constraint is that the number of elements in the sequences splits exactly into two at each stage. Providing  $N$  is a power of 2, then, we are left at the end with some 1-point transforms to do. But transforming a single point leaves it unaffected! (Check the definition of the DFT.) A quick calculation shows that the number of operations needed is not  $N + N^2/2$ , but  $N \log_2 N$ . Figure 19 compares this with  $N^2$ , the number of operations for straightforward DFT calculation, and it can be seen that the FFT is very much faster.

The only restriction on the use of the FFT is that  $N$  must be a power of two. If it is not, alternative, more complicated, algorithms can be used which give comparable computational advantages. However, for speech processing the number of samples that are transformed is usually arranged to be a power of two. If a pitch synchronous analysis is undertaken, the time stretch that is to be transformed is dictated by the length of the pitch period, and will vary from time to time. Then, it is usual to pad out the time waveform with zeros to bring the number of samples up to a power of two; otherwise, if different-length time stretches were transformed the scale of the resulting frequency components would vary too.

The FFT provides very worthwhile cost savings over the use of a bank of bandpass filters for spectral analysis. Take the example of a 256-point transform with 8 kHz sampling, giving 128 frequency components spaced by 31.25 Hz from 0 up to almost 4 kHz. This can be computed on overlapping 32 ms stretches of the time waveform, giving a new spectrum every 16 ms, by a single FFT calculation every 32 ms (putting successive pairs of time stretches in the real and imaginary parts of

the complex input sequence, as described earlier). The FFT algorithm requires  $N \log_2 N$  operations, which is 2048 when  $N = 256$ . An additional 512 operations are required for the windowing calculation. Repeated every 32 ms, this gives a rate of 80,000 operations per second. To achieve a much lower frequency resolution with 20 bandpass filters, each of which are fourth-order, will need a great many more operations. Each filter needs between four and eight multiplications per sample, depending on its exact digital implementation. But new samples appear every 125 microseconds, and so somewhere around a million operations are required every second. If we increased the frequency resolution to that obtained by the FFT, 128 filters would be needed, requiring between 4 and 8 million operations!

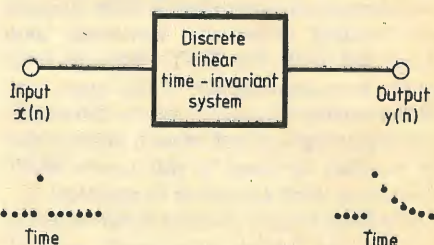
### Formant estimation

Once the frequency spectrum of a speech signal has been calculated, it may seem a simple matter to estimate the positions of the formants. But it is not! One reason for this is that, unless the analysis is pitch-synchronous, the frequency spectrum of the excitation source is mixed in with that of the vocal tract filter. There are other reasons, which will be discussed later in this section. But first, let us consider how to extract the vocal tract filter characteristics from the combined spectrum of source and filter. To do so we must begin to explore the theory of linear systems.

**Discrete linear systems.** Figure 20 shows an input signal exciting a filter to produce an output signal. For present purposes, imagine the input to be a glottal waveform, the filter a vocal tract one, and the output a speech signal (which is then subjected to high-frequency de-emphasis by radiation from the lips). We will consider here discrete systems, so that the input  $x(n)$  and output  $y(n)$  are sampled signals, defined only when  $n$  is integral. The theory is quite similar for continuous systems.

Assume that the system is linear; that is, if input  $x_1(n)$  produces output  $y_1(n)$  and input  $x_2(n)$  produces output  $y_2(n)$ , then the sum of  $x_1(n)$  and  $x_2(n)$  will produce the sum of  $y_1(n)$  and  $y_2(n)$ . It is easy to show from this that, for any constant multiplier  $a$ , the input  $ax(n)$  will produce output  $ay(n)$  — it is pretty obvious when  $a=2$ , or indeed any positive integer; for then  $ax(n)$  can be written as  $x(n) + x(n) + \dots$ . Assume further that the system is time-invariant; that is, if input  $x(n)$  produces output  $y(n)$  then a time-shifted version of  $x$ , say

Fig. 20. Linear system with input and output, with impulsive input and corresponding output.



$x(n+n_0)$  for some constant  $n_0$ , will produce the same output, only time-shifted; namely  $y(n+n_0)$ .

Now consider the discrete delta function  $\delta(n)$ , which is 0 except at  $n=0$  when it is 1. If this single impulse is presented as input to the system, the output is called the impulse response, and will be denoted by  $h(n)$ . The fact that the system is time-invariant guarantees that the response does not depend upon the particular time at which the impulse occurred, so that, for example, the impulsive input  $\delta(n+n_0)$  will produce output  $h(n+n_0)$ . A delta-function input and corresponding impulse response are shown in Fig. 20.

The impulse response of a linear, time-invariant system is an extremely useful thing to know, for it can be used to calculate the output of the system for any input at all! Specifically, an input signal  $x(n)$  can be written

$$x(n) = \sum_{k=-\infty}^{\infty} x(k)\delta(n-k),$$

because  $\delta(n-k)$  is non-zero only when  $k=n$ , and so for any particular value of  $n$ , the summation contains only one non-zero term —  $x(n)$ . The action of the system on each term of the sum is to produce an output  $x(k)h(n-k)$ , because  $x(k)$  is just a constant, and the system is linear. Furthermore, the complete input  $x(n)$  is just the sum of such terms, and since the system is linear, the output is the sum of  $x(k)h(n-k)$ . Hence the response of the system to an arbitrary input is

$$y(n) = \sum_{k=-\infty}^{\infty} x(k)h(n-k).$$

This is called a *convolution sum*, and is sometimes written

$$y(n) = x(n) * h(n).$$

Let's write this in terms of z-transforms. The (two-sided) z-transform of  $y(n)$  is

$$Y(z) = \sum_{n=-\infty}^{\infty} y(n)z^{-n} = \sum_{n,k} x(k)h(n-k)z^{-n}.$$

Writing  $z^{-n}$  as  $z^{-(n-k)}z^{-k}$ , and interchanging the order of summation, this becomes

$$Y(z) = \sum_k [h(n-k)z^{-(n-k)}] x(k)z^{-k}$$

$$= \sum_k H(z)z^{-k} = H(z) \sum_k x(k)z^{-k} = H(z)X(z).$$

Thus convolution in the time domain is the same as multiplication in the z-transform domain; a very important result. Applied to the linear system of Fig. 20, this means that the output z-transform is the input z-transform multiplied by the z-transform of the system's impulse response.

What we really want to do is to relate the frequency spectrum of the output to the response of the system and the spectrum of the input. In fact, frequency spectra are very closely connected with z-transforms. A periodic signal  $x(n)$  which repeats every  $N$  samples has DFT

$$X = \sum_{n=0}^{N-1} x(n)e^{-j2\pi nr/N},$$

and its z-transform is

$$X = \sum_{n=-\infty}^{\infty} x(n)z^{-n}.$$

Hence the DFT is the same as the z-transform of a single cycle of the signal, evaluated at the points  $z = e^{j2\pi r/N}$  for  $r=0, 1, \dots, N-1$ . In other words, the frequency components are samples of the z-transform at  $N$  equally-spaced points around the unit circle. Hence the frequency spectrum at the output of a linear system is the product of the input spectrum and the frequency response of the system itself (i.e., the transform of its impulse-response function). It should be admitted that this statement is somewhat questionable, because to get from z-transforms to DFTs we have assumed that a single cycle only is transformed — and the impulse response function of a system is not necessarily periodic. The real action of the system is to multiply z-transforms, not DFTs. However, it is useful in imagining the behaviour of the system to think in terms of products of DFTs; and in practice it is always these rather than z-transforms which are computed because of the existence of the FFT algorithm.

The DFT frequency spectrum of a typical voiced speech signal shows humps at the formant positions. However, superimposed on this is an "oscillation" (in the frequency domain!) at the pitch frequency. This occurs because the transform of the vocal tract filter has been multiplied by that of the pitch pulse, the latter having components at harmonics of the pitch frequency. The oscillation must be suppressed before the formants can be estimated to any degree of accuracy.

One way of eliminating the oscillation is to perform pitch-synchronous analysis. This removes the influence of pitch from the frequency domain by dealing with it in the time domain! The snag is, of that it is not easy to estimate the pitch frequency: some techniques for doing so are discussed in the next main section. Another method is to remove the pitch ripple from the frequency spectrum directly. This will be discussed next, in an intuitive rather than a theoretical way.

**Cepstral processing of speech.** Suppose the rippled frequency spectrum were actually a time waveform. To remove the high-frequency pitch ripple is easy: just filter it out! However, filtering removes additive ripples, whereas this is a multiplicative ripple. To turn multiplication into addition, take logarithms. Then the procedure would be

- compute the DFT of the speech waveform (windowed, overlapped);
- take the logarithm of the transform;
- filter out the high-frequency part, corresponding to pitch ripple.

Filtering is often best done using the DFT. If the rippled waveform is transformed, a strong component could be expected at the ripple frequency, with weaker ones at its harmonics. These com-

ponents can be simply removed by setting them to zero, and inverse-transforming the result to give a smoothed version of the original frequency spectrum. A spectrum of the logarithm of a frequency spectrum is often called a *cepstrum* — a sort of backwards spectrum. The horizontal axis of the cepstrum, having the dimension of time, is called "quefrency"! Note that high-frequency signals have low quefrencies and vice versa. In practice, because the pitch ripple is usually well above the quefrency of interest for formants, the upper end of the cepstrum is often simply cut off from a fixed quefrency which corresponds to the maximum pitch expected. However, identifying the pitch peaks of the cepstrum has the useful byproduct of giving the pitch period of the original speech.

To summarize, then, the procedure for spectral smoothing by the cepstral method is

- compute the DFT of the speech waveform (windowed, overlapped);
- take the logarithm of the transform;
- take the DFT of this log-transform, calling it the cepstrum;
- identify the lowest-quefrency peak in the spectrum as the pitch, confirming it by examining its harmonics, which should be equally spaced at the pitch quefrency;
- remove pitch effects from the cepstrum by cutting off its high-quefrency part above either the pitch frequency or some constant representing the maximum expected pitch (i.e. minimum expected pitch frequency);
- inverse DFT the resulting cepstrum to give a smoothed spectrum.

**Estimating formants from smoothed spectra.** The difficulties of formant extraction are not over even when a smooth frequency spectrum has been obtained. A simple peak-picking algorithm which identifies a peak at the  $k$ 'th frequency component whenever

$$X(k-1) < X(k) \text{ and } X(k) < X(k+1)$$

will quite often identify formants incorrectly. It helps to specify in advance minimum and maximum formant frequencies — say 100 Hz and 3 kHz for three-formant identification, and ignore peaks lying outside these limits. It helps to estimate the bandwidth of the peaks and reject those with bandwidths greater than 500 Hz — for real formants are never this wide. However, if two formants are very close, then they may appear as a single, wide, peak and be rejected by this criterion. It is usual to take account of formant positions identified in previous frames under these conditions.

There are several estimation algorithms. The simplest uses the number of peaks identified in the raw spectrum (under 3 kHz, and with bandwidths greater than 500 Hz), to determine what to do. If exactly three peaks are found, they are used as the formant positions. It is claimed that this happens about 85% to 90% of the time. If only one peak is found, the present frame is ignored and the previously-identified formant positions are used (this hap-



pens less than 1% of the time). The remaining cases are two peaks — corresponding to omission of one formant — and four peaks — corresponding to an extra formant being included. (More than four peaks do not normally occur.) Under these conditions, a nearest-neighbour measure can be used for identification. A suitable measure is

$$v_{ij} = |F_i^*(k) - F_j(k-1)|,$$

where  $F_j(k-1)$  is the  $j$ 'th formant frequency defined in the previous frame  $k-1$  and  $F_i^*(k)$  is the  $i$ 'th raw data frequency estimate for frame  $k$ . If two peaks only are found, this measure is used to identify the closest peaks in the previous frame; and then the third peak of that frame is taken to be the missing formant position. If four peaks are found, the measure is used to determine which of them is furthest from the previous formant values, and this one is discarded.

This procedure works forwards, using the previous frame to distinguish peaks given in the current one. More sophisticated algorithms work backwards as well, identifying anchor points in the data which have clearly defined formant positions, and moving in both directions from these to identify neighbouring frames of data. Finally, absolute limits can be imposed upon the magnitude of formant movements between frames to give an overall smoothing to the formant tracks.

Very often, people will refine the result of such automatic formant estimation procedures by hand, looking at the tracks, knowing what was said, and making adjustments in the light of their experience of

how formants move in speech. Unfortunately, it is difficult to obtain high-quality formant tracks by completely automatic means.

One of the most difficult cases in formant estimation is where two formants are so close together that the individual peaks cannot be resolved. One simple solution to this problem is to employ "analysis-by-synthesis", whereby once a formant is identified, a standard formant shape at this position is synthesized and subtracted from the logarithmic spectrum. Then, even if two formants are right on top of each other, the second is not missed because it remains after the first one has been subtracted.

Unfortunately, however, the single peak which appears when two formants are close together usually does not correspond exactly with the position of either one. There is one rather advanced signal-processing technique that can help in this

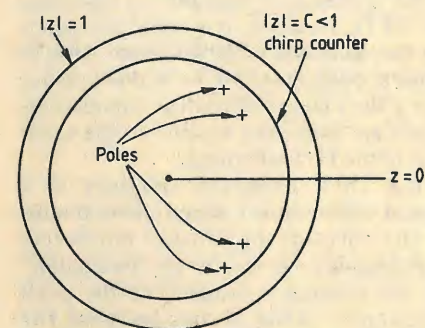


Fig. 21. Evaluating Z-transform outside outer pole but inside unit circle.

case. The frequency spectrum of speech is determined by poles which lie in the complex  $z$ -plane inside the unit circle. (They must be inside the unit circle if the system is stable. Those familiar with Laplace analysis of analogue systems may like to note that the left half of the  $s$ -plane corresponds with the inside of the unit circle in the  $z$ -plane.) As shown earlier, computing a DFT is tantamount to evaluating the  $z$ -transform at equally-spaced points around the unit circle. However, better resolution is obtained by evaluating around a circle which lies inside the unit circle, but outside the outermost pole position. Such a circle is sketched in Fig. 21.

Recall that the FFT is a fast way of calculating the DFT of a sequence. Is there a similarly fast way of evaluating the  $z$ -transform inside the unit circle? The answer is yes, and the technique is known as the "chirp  $z$ -transform", because it involves considering a signal whose frequency increases linearly — just like a radar chirp signal. The chirp method allows the  $z$ -transform to be computed quickly at equally-spaced points along spirally-shaped contours around the origin of the  $z$ -plane — corresponding to signals of linearly increasing complex frequency. The spiral nature of these curves is not of particular interest in speech processing. What is of interest, though, is that the spiral can begin at any point on the  $z=0$  axis, and its pitch can be set arbitrarily. If we begin spiralling at  $z=0.9$ , say, and set the pitch to zero, the contour becomes a circle inside the unit one, with radius 0.9. Such a circle is exactly what is needed to refine formant resolution.

To be continued

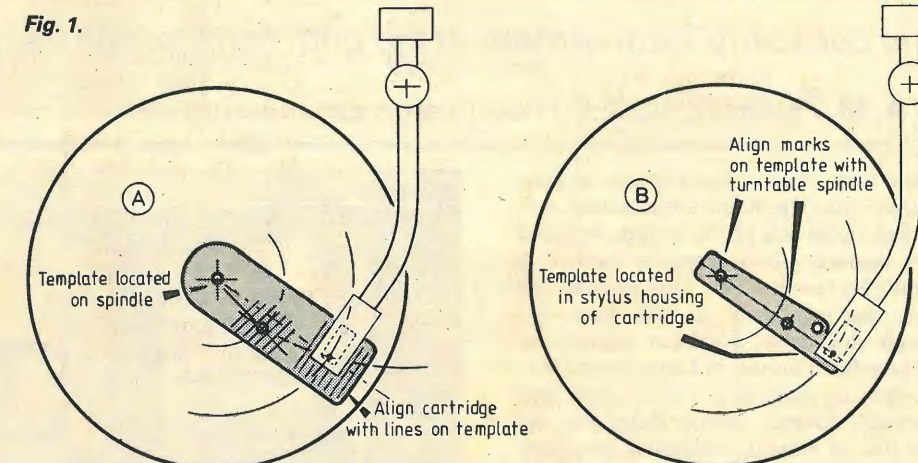
# Cartridge alignment gauge

Simple device offers accuracy with convenience

by R. J. Gilson, M.I.Mech.E.

As anyone who has attempted to position a pick-up cartridge accurately on a headshell will realise, the so-called "protractor" method customarily recommended is not by any means as positive in use as its advocates claim. There are two major difficulties; first, the fact that the cartridge is usually well hidden under the headshell; and second, the fact that zero angle at the two protractor radii cannot be achieved unless the overhang is correct. It seems not to be generally realised that the stipulation of zero angle error at any two radii on the record necessitates a specific overhang value. The relationship between these factors was given in "The Cartridge Alignment Problem" in *Wireless World*, October 1981 (see later):  $h = \sqrt{C^2 + Rr} - C$ , where  $h$  is the overhang,  $C$  is the centre distance from the arm pivot to the turntable axis and  $R$  and  $r$  are the radii for zero angle-error. In practice it is not easy to measure the overhang with any accuracy, nor is it easy to line up the cartridge with the guide lines marked on the protractor. Many cartridges are only about 12 mm or so long, and an error of 1 mm in this length could easily occur, giving an angular error of some 5°.

Both these problems are avoided with this improved setting gauge. Figure 1 shows at A the customary "protractor" method, and at B the new method, in which the replaceable stylus unit is re-



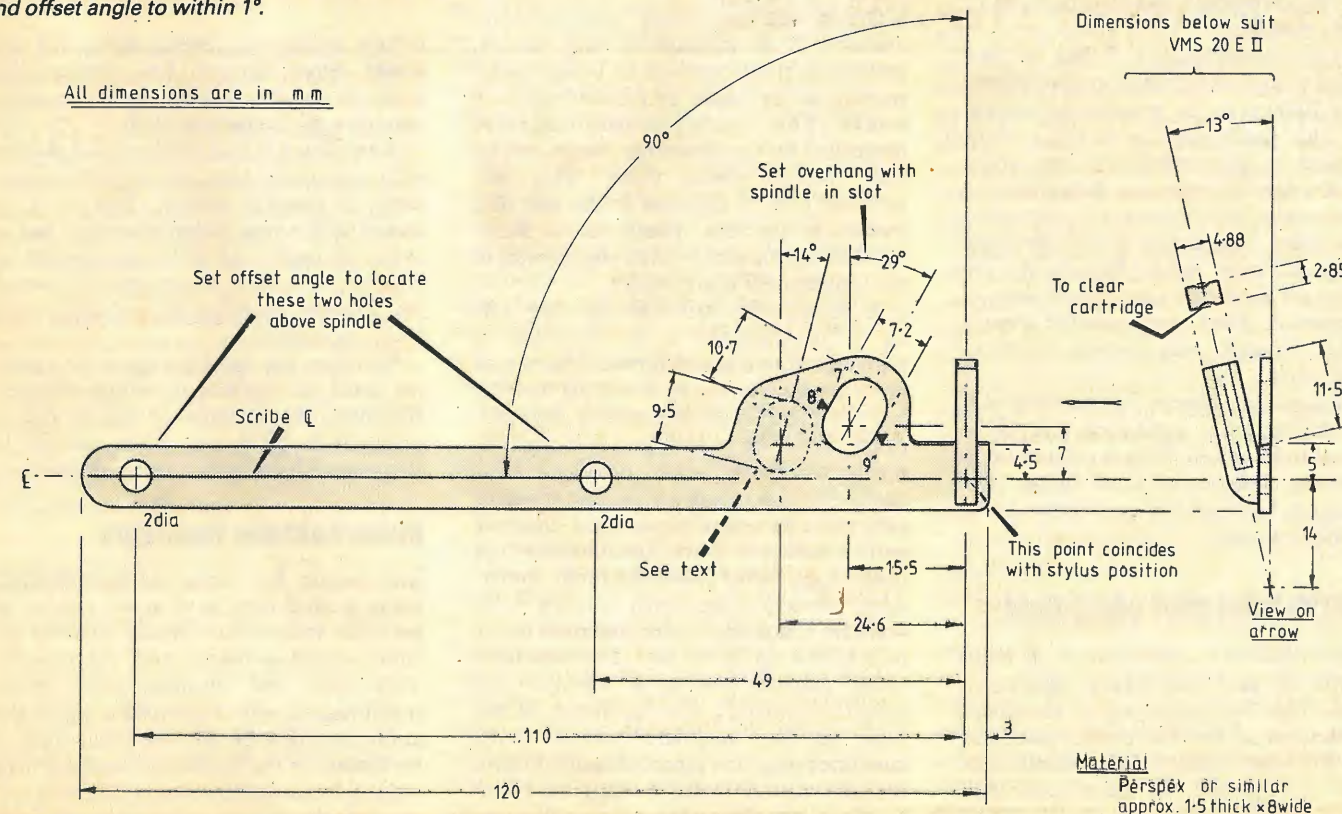
moved from the cartridge body, and the setting gauge inserted in its place. Fig. 2 gives the detailed design of a gauge suitable for the VMS 20 EII cartridge. For other cartridges the tongue portion which engages with the cartridge body would, of course, be modified to suit. The essential features are that the tongue is a snug fit in the cartridge without lateral play, and that it lies at exactly 90° to the setting line running along the horizontal limb; it is necessary also that this setting line passes through the stylus point position.

The overhang is first set by aligning the turntable spindle with the slot near the cartridge which is elongated to accommo-

date a range of arm lengths of around 7-9 in. The correct end to use is indicated by the 7 and 9 figures marked near the slot. Intermediate figures can of course be judged, bearing in mind that the half-way figure of 8 will be a little nearer the 9 end, as suggested by the marks on the slot edges. Ideally, the overhang-setting slot should be located in line with the cartridge axis, but this would make it too inaccessible, and the position shown is more convenient. For those arms which have insufficient inwards movement for the slot to reach the turntable spindle, an alternative slot position is indicated in dotted lines, but the nearer position is preferable.

continued on page 80

Fig. 2. Gauge reduces error of cartridge position and offset angle to within 1°.



## Literature Received

Catalogue of passive and active electronic components, hardware and tools, which includes a greater number of optoelectronic devices than usual, can be obtained by writing to HB Electronics, Norfolk House, Wellesley Road, Croydon CR0 0YF on company notepaper.

A variety of noise sources, from basic diodes to programmable generators is produced by Micronetics, who offer a catalogue through distributors March Microwave Ltd, 112 South Street, Braintree, Essex. WW401

Crow of Reading's capabilities in the design and construction of broadcast television equipment, from single instruments to large stations, is briefly described in a colour brochure which can be obtained from Crow of Reading Ltd, PO Box 36, Reading, Berks. WW402

A range of seven microterminals made by Burr-Brown are illustrated and shortly specified in a brochure, available from Burr-Brown International Ltd, Cassiobury House, 11-19 Station Road, Watford, Hertfordshire WD1 1EA. WW403

Catalogue of small tools and a selection of hardware is produced by Electroware, who describe their range in a new catalogue, which is obtainable from Dutton Lane, Eastleigh SO5 4SL. WW404

Voltage regulator i.c.s to provide current up to 8A positive and 1.5A negative, and a range of switching power supplies for up to 50A are made by Lambda. Brochures can be had on application to Lambda Electronics Co., Abbey Barn Road, High Wycombe, Bucks. WW405

Production equipment for the electronics industry (cutting, stripping, bending and cleaning) is described in a leaflet produced by Eraser International Ltd, Unit M, Portway Industrial Estate, Andover SP10 3LU. WW406

P.r.o.m.s and programmable logic devices from many makers are detailed in a new wall-chart from Microsystem Services, Duke Street, High Wycombe, Bucks. HP13 6EE. WW407

Booklet from the Electric Cable Makers' Confederation lists the member companies by name and by product, and includes a short resumé of each company's activities. The confederation's address is 56 Palace Road, East Molesey, Surrey KT8 9DW. WW408

Catalogue of general electronic components and tools, including a wide range of semiconductors and the well-known audio modules, can be obtained from Bi-Pak, the Maltings, 63a High Street, Ware, Herts. SG12 9AD. WW409

Link Electronics have produced a guide to their closed-circuit television equipment and

systems, including cameras, studio equipment, complete studios and mobile units. It is available from Link Electronics Ltd, North Way, Andover SP10 5AJ. WW410

The Acron 505 Sync. pulse generator, for PAL, NTSC and PAL-M is described in a colour leaflet from Acron Video, Unit 3, Lovelace Road, Bracknell RG12 4YT. WW411

Communications, logic and memory devices in ISO-CMOS technology, which confers high speed at low power, will shortly be introduced by GTE, who have sent us a short description of the new devices. Copies can be obtained from GTE Microcircuits, 2000 W. 14th Street, Tempe, Ariz., 85281. WW412

Zilog's newsletter Z-Bits is now in its second issue, the latest one including details of the Z-Lab development system for sixteen users, new peripheral devices, Z8003 and 8004 c.p.us, a cross-assembler for Intel dev. systems and a new 4K by 8-bit quasi-static r.a.m. Copies can be had from Zilog (UK) Ltd, Babbage House, King Street, Maidenhead, Berks. SL6 1DU. WW413

A vast range of test and measuring instruments is fully described in the 1981/82 catalogue of instruments from Electroplan Ltd, PO Box 19, Orchard Road, Royston, Herts. SG8 5HH.



# Subscription television experimental station

One company's equipment in the pilot cable schemes just starting

by A. M. Peverett, M.I.E.E., Rediffusion Engineering Ltd

In the early 'sixties Rediffusion, in conjunction with the Rank Organisation, developed a coin box pay-tv system designed for a payment-per-programme service. A monitoring system was also included to assess the popularity of each item. Although this cable television experiment was scheduled to start in Leicester in 1965, for various reasons it never went into operation. Indeed, British Relay was the only one of several companies preparing experiments to put a system into public service, successfully operating one programme in London and Sheffield for a year or so. The experiment was ended when the then government refused permission for it to be expanded to an economic size.


Rediffusion is now making a contribution to the new pilot cable subscription television schemes in the UK, this company being one of several licensed to take part in the experiment. Called Starview, this service will operate in Burnley, Pontypridd, Tunbridge Wells, Reading and parts of Hull, showing recent films — that is, about a year old — well before they appear on broadcast television. About fifteen movies are to be shown in any one month, in a schedule comprising two transmissions each evening with a late night film on Fridays and Saturdays, and a Sunday matinee.

The first screening is at 7.00 p.m., and no films with X certificates are transmitted before 10.00 p.m. by government regulation. This basic schedule is likely to be expanded as the experiment gets under way. During the morning and afternoon the networks will become a "community notice board" which may include messages from the Citizens' Advice Bureau, the Job Centre, the Samaritans etc., some form of Exchange & Mart, and possibly even a weather forecast, accompanied by background music.

The economic charge for the channel is £12 a month, but in some areas this will be reduced to £8 or £10. This is in addition to the normal cable service input charge. The movies can be viewed as many times as the subscriber wishes.

## Experimental pilot equipment

A typical Starview control room (at Hull) is shown in Fig. 1 and its block diagram in Fig. 2. The bay on the left of the photo houses most of the electronic equipment apart from the standby video cassette recorder (v.c.r.) and the items associated



with the caption generator, which can be seen on the desk.

Three editing U-Matic v.c.r.s are housed at the bottom of the bay. The maximum U-Matic cassette playing time currently available is 80 minutes so that movies, previously transferred on to U-Matic cassettes, can be made to run for up to 4 hours. The v.c.r.s are automatically controlled by a programmer, which can be seen directly above them. This also switches over to captions at the end of a movie or in the event of a v.c.r. breakdown. (A much fuller description of the programmer is given later.)

As Rediffusion networks also carry off-air tv programmes, it is important to minimize interference between them and the Starview system by ensuring that the last-mentioned is transmitted on an appropriate carrier frequency, and that synchronizing waveforms are to broadcast standards. For this reason a broadcast standard sync pulse generator is provided, together with a timebase corrector/encoder — all these items being above the programmer. After correction the signal is taken to an 8.9MHz vision modulator mounted in the rack at the top of the bay. The associated sound channel goes to a 2.9MHz f.m. sound modulator, also mounted in the rack, the two modulator outputs being combined prior to being transmitted down the network. As older Rediffusion tv re-

ceivers require an audio signal for the sound rather than an f.m. carrier, this must also be transmitted, a suitable audio amplifier also being provided.

A standby v.c.r. is also supplied, loaded with a duplicate tape, to deal with equipment or cassette failure. This v.c.r. is locked to the sync pulse generator, but in order to bypass as much equipment as possible its output is not routed through the timebase corrector but straight to the vision modulator.

Provision has also been made for a camera with an associated sound channel. However, the purpose of the service is primarily to show new films and not to compete with the broadcasting authorities.

Video cassette recorders

The reason for using editing U-Matic v.c.r.s is that they have speed control of both the video drum (which contains the video scanning heads) and the capstan. This allows the scanning heads to be synchronized with the recorded signal and at the same time permits the video signal to be locked to the broadcast standard sync pulse generator. However, a timebase cor-

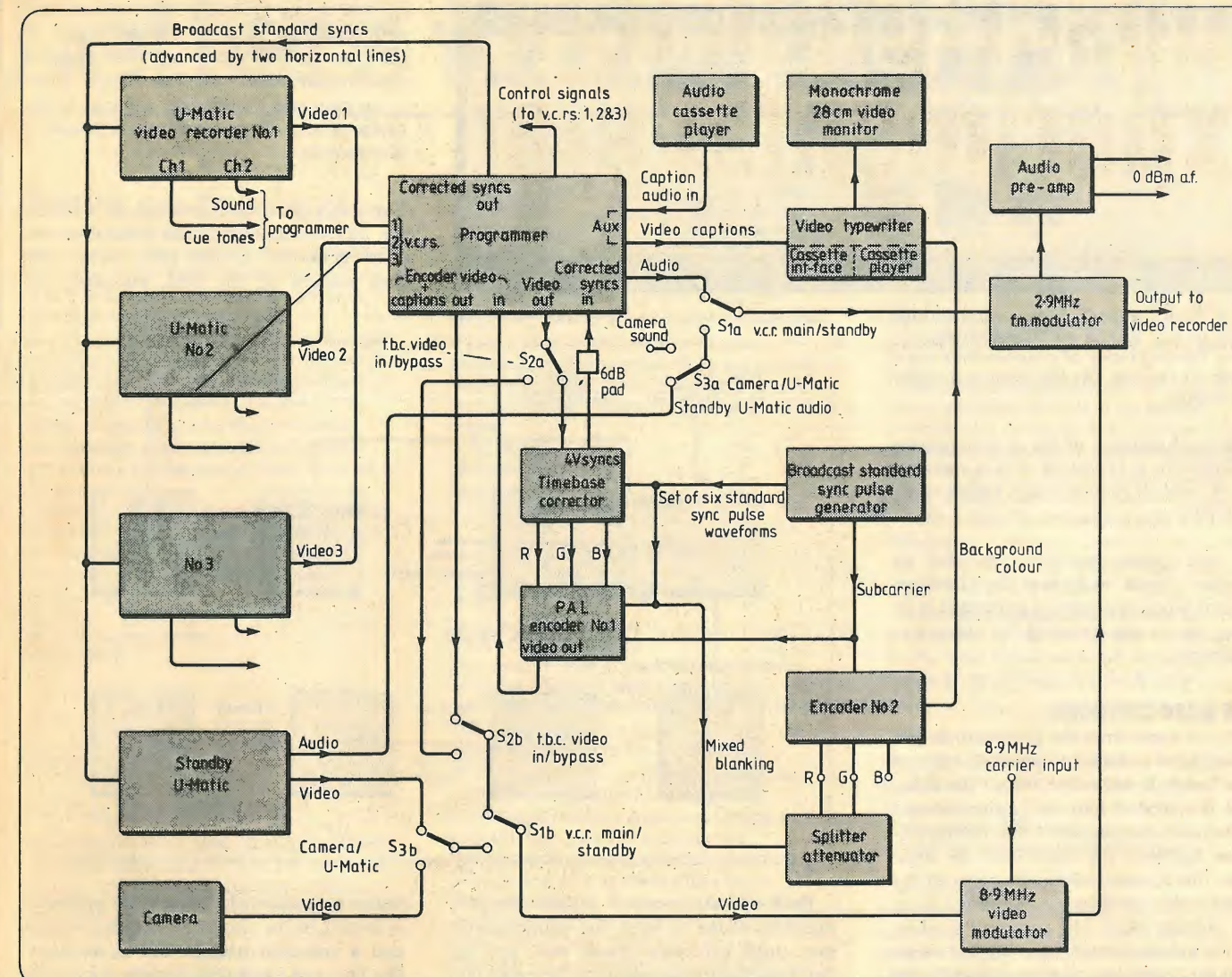


Fig. 2 Block diagram of the equipment shown in Fig. 1, with the U-Matic video recorders on the left. The three switches, S1, S2 and S3 are coaxial types.

rector is also required to adjust any frequency variations that occur between the tape drive system and the tape itself.

In order to feed the programmer with the correct v.c.r. start and changeover information, audio cue tones are recorded on channel 1 audio sound track of the video tape, channel 2 being used for the film sound track. The "start" tone consists of a 300Hz signal correctly positioned at the "start" point of each tape. The "changeover" or "finish" tone is a 450Hz signal, each one lasting for approximately 10 seconds. These tones "cue" the programmer, which in turn sends back the necessary "start", "stop" or "rewind" signals to the remote control sockets of the v.c.r.s, as described below.

## Programmer

The programmer serves four basic functions:

- To start the v.c.r.s at pre-selected times.
- To change over from one v.c.r. sound and vision signal to the next (when more than one v.c.r. is in use), by means of cue tones.
- To stop the last v.c.r. at the end of the

film programme and change back to captions. (It will also do this if the v.c.r. video output disappears due to a fault.)

● To transmit a 6-minute tone at the end of the last programme warning viewers to switch off their tv sets. (This is in accordance with broadcast practice and will probably be accompanied by a suitably worded caption.)

Fig. 3 shows the programmer's front panel. The starting times for each programme are set up on thumbwheels, the programmes in use per day being controlled by switches below them — apart from the sixth thumbwheel which has no switch and controls the last (or only) programme, at the end of which the warning tone sounds.

To load the v.c.r.s, the programmer "load" button is pressed, removing the automatic control of the programme which otherwise overrides the v.c.r. controls. The number of v.c.r.s to be used for the first programme is now selected (e.g. "all v.c.r.s") which puts them back to the automatic control of the programmer. It will first rewind the tapes and then play them forward until the 300Hz "start" tones are reached on each v.c.r., at which point they will stop. The status light next to the push-buttons, which flashes during setting up, will now stay on permanently, indicating that the v.c.r.s are ready to start the first programme. When that time comes the

programme will start up v.c.r. 1 and, after a few seconds, switch the video over from captions to the movie, continuing until the 450Hz "changeover" tone is reached, at which point v.c.r. 2 will start up. The changeover actually takes place a few seconds later when v.c.r. 2 has reached its correct running speed, so ensuring a smooth change. V.c.r. 1 will now rewind, setting itself back to its original starting point, as will v.c.r.s 2 and 3 when they reach the cue tones on their cassettes.

When the movie has finished (and during loading and setting up) the programmer will automatically switch back to caption announcements. This will also happen if there is a v.c.r. failure, an apology caption having been pre-selected on the caption generator. However, just before the end of the last programme this caption would be changed to one announcing the end of the day's viewing, and possibly also advertising the next day's films.

If more than six programmes a day are required, it is possible to operate v.c.r. 1 manually by means of the manual button on the programmer. This allows a short item, such as a cartoon, to be shown between automatic programmes, although sufficient time must be allowed in the automatic schedule to fit it in.

In addition to these facilities, the programmer contains a sync pulse distribution amplifier, which feeds the broadcast stan-






Fig. 3 Front panel of the programmer shown in Fig. 2. The six thumbwheels for setting starting times of programmes are in a bank on the left. On the right is a digital clock display.

Fig. 4 Block diagram of the caption generator, basically a keyboard and a memory unit capable of storing eight pages of information.

standard sync pulse to the v.c.r.s, and an electronic circuit to bypass the timebase corrector when the caption generator is in use, as this is not required for non-v.c.r. equipment.

### Time base corrector

The v.c.r. video from the programmer and the broadcast standard sync pulses both go to the timebase corrector, where the video signal is decoded into its luminance and chrominance components. Any timing difference between the video and the sync pulses, due to speed variations between the tape and the tape drive, is converted to an error voltage inside the unit and used to alter the value of the charge coupled variable delay lines until the two signals are synchronized. The unit is capable of dealing with errors of up to two horizontal lines.

As the output signal is in an RGB format, a PAL encoder is used to convert it back to its previous (PAL encoded) form. The decoding-recording process also reduces the chroma noise.

### Emergency switching

The three (coaxial) switches shown in Fig. 2 perform the following emergency functions:

S1 changes from the main v.c.r.s to the standby equipment in case of a v.c.r. (or cassette) breakdown.

S2 bypasses the timebase corrector, the encoder and the sync pulse generator in case any of these fail, all three being interdependent.

S3 switches between the standby v.c.r. and the camera, should the latter be used.

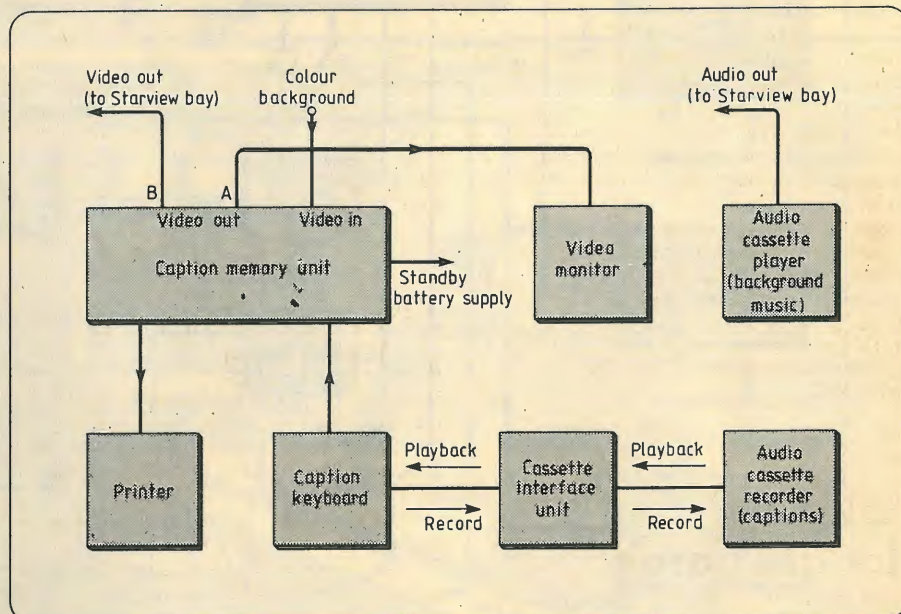
The audio signal selected by the programmer (or by switch S1A under standby conditions) is taken to the 2.9MHz f.m. sound modulator and then combined with the 8.9MHz vision signal prior to transmission down the network. As mentioned above, an audio signal is also transmitted for earlier Rediffusion cable receivers.

Standard 'off air' receivers are connected to the network via a frequency inverter which converts the h.f. vision and intercarrier sound signals to u.h.f.

forthcoming movie programmes, announcements, etc. In addition, any of these seven pages can easily be updated when required.

To maintain a permanent record of the captions actually transmitted, a printer is also provided.

**Caption colour background.** By feeding the mixed blanking signal from the sync pulse generator to the Red, Green and Blue sockets of the PAL encoder, two



Back-up battery power supplies are provided in order to keep the programmer, sync pulse generator crystal oven and the two modulators operating in the event of a power failure. This ensures that as soon as the mains supply returns (or a standby mains supply is switched in) the programme will continue from the point at which it stopped.

### Caption generator

A block diagram of the caption generator equipment is shown in Fig. 4. The basic caption generator comprises a keyboard and a memory unit which is capable of storing eight pages of information, each of which can be previewed on the video monitor. However, by using a cassette memory interface together with an audio cassette recorder, it is possible to store approximately 150 different captions on a C90 cassette. In addition, by using a cassette recorder which has an auto reverse facility when it reaches the end of the cassette, with a total of five complete cycles, 10 hours' playing time can be achieved.

Each taped caption appears on the monitor as a 'print-out', the page being completed in approximately 15 seconds. It is then held for a further 15 seconds or so before the next page begins. The caption will be accompanied by background music, utilizing an identical cassette recorder/player.

One of the eight pages of the basic memory unit has to be kept free for the taped captions, the remaining seven pages being used to store apology captions,

things are achieved: the caption generator is locked to the broadcast standard syncs; and a coloured background is obtained, the hue and saturation depending on the signal levels fed to the RGB sockets of the encoder.

In fact, orange has been found to be quite a restful colour when using white lettering, and is obtained by using the red and green inputs only, the splitter/attenuator unit controlling the exact colour and saturation. However, for purity reasons, orange is not always so desirable for a colour tv set!

### Start of programmes

The new service has just begun (September 1981) and the experiments are scheduled to run for two years. The pilot schemes will enable all the participants to gain valuable first-hand experiences of and information on the future potential for this new service. A successful outcome to the experiments, coupled with government approval for full subscription tv services, would almost certainly lead to the introduction of subscription tv in other areas, although a full extended service would not necessarily use the same equipment configuration described above for the pilot schemes.

Finally, I would like to thank Les Brown, the assistant chief engineer of the Yorkshire region of Rediffusion, for use of his photograph of the Starview control room at Hull, and the directors of Rediffusion Engineering Ltd. for permission to publish this article.

# Letters to the Editor



## News on teletext

I was delighted to read about teletext in "Ariel's" September columns. I feel, however, I must point out one slight misconception about the lack of change in the news between early morning and midday.

As "Ariel" says, one of the prime advantages of Ceefax is the instant transmission of news as it is made. The essential point is that we are concerned with the transmission and not the making of news. If anyone shoots a prince, prime minister, pope, or president between early morning and lunchtime, then clearly we can report it.

On second thoughts, though, with computer systems becoming more complex and software more sophisticated, perhaps we should be getting into the news creation business.

Graham Clayton  
Duty Editor, Ceefax  
BBC Television Centre  
London W12

has clearly made such things irrelevant by the time they go into service. On the other hand, think what effect, say, satellite beamed tv channels carrying televised reports from the Western parliaments would have on the Poles for a start. We may think the Commons is corny, but the sight of genuine elected groups trying to come to terms with everyday problems, and being voted out by the mass of the people, would surely be more effective than the whole of the Western (or Eastern?) military might.

H. M. Butterworth  
Whitchurch  
Reading

## Television subtitling

Your recent review of the IBA guidelines for subtitling television programmes (News, September) might give the impression that the BBC2 subtitling of the Royal Wedding is the norm for "the current art of subtitling".

We at Oracle and our colleagues at Ceefax would be very unhappy if this were so. Subtitling of recorded programmes using a teletext system provides a much more sophisticated version of subtitling than that which appeared for portions of the Royal Wedding on BBC2. The latter was utilising a phonetic system in an attempt to subtitle live events. At the same time Oracle was also subtitling live using normal English with a fast typist and front end software to ensure rapid formatting and insertion.

Any teletext owner can judge for himself the present state of the art by watching "Coronation Street" any Monday or Wednesday in conjunction with page 199 of Oracle.  
Guy Rowston  
Deputy Editor, Oracle  
Independent Television  
London SE1

## Electrical and mechanical units

May I draw your attention to an erroneous statement in the article by Professor D. A. Bell in the July issue "Electrical and Mechanical Units - are they the same?" He states "H is the property of a current which is independent of the surrounding medium". From this and the following comments it is clear that Professor Bell is suggesting that there are two separate contributions to  $B$ :  $\mu_0 H$  due to free currents and  $\mu_0 M$  due to magnetisation of any materials. In fact  $H$  in general consists of two components: one due to the free currents, and the other arising from any magnetized body in the vicinity. One need only consider the case of a permanent magnet to realize that an  $H$  field can exist even though there are no free currents in the region.

If one wishes to separate the  $B$  field into the component arising from free currents, and other components arising from any magnetization which occurs, then the equation  $B = \mu_0 (H + M)$  must be rewritten in the form

$$B = \mu_0 (H_0 + M)$$

where  $H = H_0 + H_m$ . It is  $H_0$  which describes the spatial distribution of the free currents, not  $H$ .  $H_m$  arises from any magnetized bodies that may be in the vicinity, and is usually referred to as the demagnetizing field. Only in the case of a uniformly wound toroid does  $H_m = 0$ , and  $H_0 = H$ .

The fallacious statement that  $H$  depends only on the spatial distribution of the applied currents, with the implication that  $H$  can be calculated from the free current only, seems to be widely believed. The misunderstanding seems to arise from the facts that in the equation  $\nabla \times H = J$  the  $H_m$  component of  $H$  has zero curl, i.e.

$$\nabla \times H = \nabla \times (H_0 + H_m) = J;$$

but  $\nabla \times H_m = 0$ , so that  $\nabla \times H = \nabla \times H_0$ .

Since the  $H_0$  component is solenoidal everywhere,  $\nabla \cdot H_0 = 0$ . However, in general  $\nabla \cdot H_m$  is not zero everywhere, hence  $\nabla \cdot H \neq 0$ . Similar remarks apply to the  $D$  vector:

$$\nabla \cdot D = \rho,$$

where  $D = D_0 + D_p$  and  $\nabla \cdot D_p = 0$  but  $\nabla \times D_p \neq 0$ , and therefore  $\nabla \times D \neq 0$ .

W. James  
Department of Physics  
University of Aston in Birmingham

### The author replies:

I don't agree with the analysis proposed by W. James, but let us start with what I take to be agreed propositions: (1)  $\text{Curl } H$  equals  $J$ . (2) Complete specification of any vector, such as  $H$ , requires a statement of both its curl and its divergence.

The distinction between "free" currents and magnetization effects is surely spurious, since current belief in physics is that magnetic effects in materials are due to currents in the form of orbital motion of electrons (diamagnetism) or electron spin (paramagnetism, ferromagnetism, antiferromagnetism). Given this, I do not see how magnetization of materials can produce a divergence of  $H$  any more than "free" currents can. Moreover the existence of a divergence would imply the existence of a "magnetic charge" which I can only interpret as a free magnetic pole. This follows from the relation  $\text{div } X = \rho$  where  $X$  is any vector and  $\rho$  a corresponding charge density. This is commonly applied in electrostatics, where free charge is obviously available, but it is a mathematical theorem which is independent of the physical nature of the quantities involved, provided only that  $\rho$  is the density of some "charge" which acts as a "source" of  $X$ . I therefore maintain that  $\text{div } H \equiv 0$  and that  $\text{curl } H = J$  is a sufficient definition of  $H$ .

D. A. Bell

## Multipath distortion

I have read the correspondence concerning multipath distortion with avid interest, having been involved in the design of f.m. car radios for many years.

When I joined a particular company I was asked to investigate complaints of noise and distortion on an f.m. car radio which was



currently in production. These complaints originated in the Johannesburg/Pretoria area, and since the terrain is hilly and there are many tall buildings the possibilities for multipath distortion were seemingly endless.

An investigation of the problem was started on my part with a preconceived idea that the problem was indeed a multipath distortion problem aggravated by the horizontal polarization/vertical car aerial combination, and that little would be able to be done on my part to effect any improvement. A car was fitted with various car radios available at the time and a switching console was used to switch the aerial, speaker and power supply to each radio such that a comparison could be made.

The trouble was evident in various locations, apparently as a fluttering signal combined with sharp increases in distortion and noise as the vehicle was in motion. The relative performance of the sets was difficult to quantify because of the transient nature of the distortion and driving over the same stretch of road evinced different degrees of the effect on the same car radio. All the radios tested showed some degree of the effect. Surprisingly, though, some showed that they were less susceptible than others. At first differences in sensitivity and a.m. suppression were suspected, though no correlation could be determined when these parameters were checked on the bench.

I then realized that Pretoria and Johannesburg had about six strong transmissions each and, being in close proximity, the areas of transmissions overlap. Therefore in many areas between the two cities twelve stations of reasonable strength could be received across the 88 to 108MHz band.

The possibility of intermodulation products of some of the transmissions falling on other stations was therefore investigated and, surprisingly, on all stations it was possible to receive intermodulation products of perhaps two or three other pairs of transmissions (frequency planners please note).

I then set about modifying the front end of our set. Firstly, looking at the r.f. stage output with a spectrum analyser and feeding in two 100mV signals, the intermodulation products could clearly be seen at about 45dB down on the incoming signals. I changed the r.f. transistor to a BF324 and increased the current in the stage from about 1.5mA to 5mA. The intermodulation products fell to 70dB down.

The listening tests were repeated with disappointing results.

The circuit configuration of the tuner was implemented with a permeability tuner having one tuned circuit prior to the r.f. stage and one tuned circuit in the collector circuit, each with a unloaded Q of 70. However, when a swept measurement of the r.f. stage was made it was found that the effective total Q of the r.f. stage was 7! As far as could be determined this was due to feedback effects around the r.f. stage and spurious coupling between the rather close and large coils in the permeability tuner. The mixer stage was therefore receiving high level unwanted signals. The circuit was again modified to a broad band input to the r.f. stage (which now had good dynamic range) and the two available tuned circuits were inserted as a critically coupled bandpass pair between the r.f. stage and the mixer.

The listening test was repeated and the results were a revelation. The newly modified receiver out-performed all the others to a remarkable degree. No distortion effects were discerned and the signal remained clear from the centre of town to the fringe areas.

A reliable test for cross modulation is to feed in two signal generators via a splitter. Firstly tune one signal generator to 98MHz, 25kHz deviation and adjust to -3dB limiting level.

Note the a.f. output level of the set, leaving it tuned to 98MHz, tune the signal generator to 100MHz modulated to 12.5kHz deviation and set the second signal generator to 102MHz unmodulated. (Modulating the 100MHz signal with 12.5kHz deviation results in 25kHz deviation at the intermodulation product.) Increase the level of the two signal generators in unison until the previous level of a.f. is restored. The difference in level between the 98MHz limiting sensitively and the level of one of the signal generators can be taken as the intermodulation ratio at that input level.

In conclusion one wonders if multipath distortion is such a serious problem, and is not cross modulation often mistaken for multipath distortion, for it is very difficult to make meaningful measurements of these effects in the field. I certainly have gained the impression that true multipath distortion is not encountered nearly so often as would be expected and that a car radio with a vertically polarized aerial on a horizontally polarized f.m. environment can perform satisfactorily if care is taken with the design.

J. D. K. West  
Montclair  
South Africa

## Callsign coyness

Over the past year or so I have observed in the technical press, including your own magazine, articles written by radio amateurs, often professional engineers, relating to the subject of citizens' band. The authors of these articles, on receiver converters, frequency synthesis systems etc. invariably do not give their allocated callsigns.

Is this, I wonder, because they do not wish their fellow amateurs to know that they have some technical or financial interest in c.b., or is it that they do not wish the c.b. fraternity to know that they are licensed radio amateurs? At this point I should say that I have no particular axe to grind relating to c.b. I am just curious to find out why these people are apparently so reluctant to divulge their callsigns on these articles, but not on others.

A. E. Green, G8NRB  
Dunstable  
Beds

## Training medical technicians

I read the news item "Medical technicians get a new deal" in your May issue with grave concern. There are already in existence for MPPM technicians, the majority of whom are employed in the NHS, nationally recognised examinations. These are O TEC and HNC/TEC, which are recognised as established links in the gradings and career structure of the technicians concerned.

I fear that there are many pitfalls not apparent to your reporter: not only does it require many hours of hard work to establish an examination, but once the qualification is gained this must be acceptable to the employer. I would suggest that it should first be established whether the employer, in this case the NHS, requires further examinations.

For a number of years the Federated Associations of Medical Technology have been working in close liaison with the Technician Education Council and the DHSS for a Diploma

Course at O TEC level and this is now in the final stage of preparation. Technicians are also represented in discussion with TEC at HNC/TEC through the Federated Associations of Medical Technology.

As to the statement "The Interest Group hopes to keep open good channels of communication with other institutes and bodies relevant to the MPPMs" — as far as I am aware as Secretary of the Federated Associations of Medical Technology and Executive Member of the Association of Respiratory Technicians and Physiologists, no approach has been made to either organisation with reference to the education requirements of the technicians they represent.

S. E. Gough  
Federated Associations of Medical  
Technology  
Papworth Hospital  
Cambridge

## Concepts in physics

Although I work in the field of electronics, I am by both training and inclination a physicist, and it is in this field that I have earned my living for the past thirty years. It is in this context, therefore, that I have watched with growing dismay and dissatisfaction the trend of theoretical and academic physics towards progressively more weird and seemingly irrational concepts.

As a physicist, one could look back with an amused tolerance at the absurd notions of phlogiston and caloric and essential spirits having negative weight, summoned up by our brothers in the field of chemistry at the end of the eighteenth century, in their struggles to explain the phenomena of combustive oxidation. However, there is a growing feeling among physicists that we, ourselves, may be climbing up an equally absurd gum tree in our attempts to reconcile ourselves to the apparent constancy of the speed of light.

Unfortunately, one of the consequences of the acceptance by the academic establishment in the early 1920s of the general concepts expressed by Einstein in his special and general theories of relativity, has been that there is an effective academic censorship of any ideas which have tended to cast doubt on the validity of these theories.

This censorship has been effective throughout my own professional career, and its effect has been such that any public expression of doubts on the Fitzgerald-Lorentz-Poincaré-Einstein sequence of theories has resulted in a minor avalanche of privately published papers, from authors who have found no way of expressing their views apart from this.

I have therefore noted with very great approval the opportunity provided by *Wireless World*, as a respected journal on the fringes of physics, to authors such as Essen<sup>1</sup>, Catt<sup>2</sup>, Dingle<sup>3</sup> and Wellard<sup>4,5</sup>, and your other contributors Aspden<sup>6</sup>, Francksen<sup>7</sup>, Diamond<sup>8</sup>, Theocharis<sup>9,10</sup>, and Morris<sup>11</sup>, to express alternative views which would certainly not have been permitted publication in any of those journals more specifically dedicated to theoretical physics.

In particular, I think that the stress laid upon the conservation of energy, by Wellard<sup>5</sup>, is one which should be taken seriously, along with the implications of Maxwell's equations, as discussed by him — chief among which is the need for some medium in which electromagnetic waves may be propagated. Even Einstein, who was not noted for doffing his cap to his predecessors, in his own book admitted that the concept of a completely empty

space was incomprehensible to him.

If, therefore, we assume that there is some medium for e.m. propagation, and that, in order to satisfy the findings of the Michelson-Morley experiment it was, at least locally, geocentric, it would seem strange that we had not observed it.

Any good detective story writer would allow his readers to discover, in due course, that the thing for which they sought had been under their noses all the time, but that they had not recognised it for what it was. May I suggest that this function can be filled, in the case of e.m. propagation, by the gravitational field within which we all must work. Surely it is too weak to carry any but the most feeble modulation as a symmetrical excursion in its value, but perhaps it is capable of being modulated, upwards, in an unsymmetrical manner.

This would account for the otherwise inexplicable duality of continuous wave vs. photon propagation, would give the results found by Michelson and Morley, as well as that found by Fizeau, which people now conveniently ignore. Moreover, it would satisfy the requirement for the conservation of energy, since e.m. radiation could not go where it would be lost.

If I may attempt a similar debunking of the concept of 'black holes', to that offered by Morris<sup>11</sup> in the case of the twins paradox, I would argue that if a 'black hole' can form at all, the conditions necessary for it most certainly existed at the centre of the universe at the time of the 'big bang', in which case we are all inside one right now.

Incidentally, if anyone, not a physicist, would like to read a lucid and analytical account of the revolution of the relativity theories, I would recommend that by Cullwick in the *Journal of the IEE* (March 1979, pp. 172-178).

J. L. Linsley Hood  
Taunton  
Somerset

### Wireless World references

1. Essen, L. Oct. 1978, pp. 44-45.
2. Catt, I. March 1980, pp. 77-78.
3. Dingle, H. Oct. 1980, pp. 54-56.
4. Wellard, M. G. March 1981, pp. 83-86.
5. idem May 1981, pp. 86-89.

### Wireless World letters

6. Aspden, H. July 1981, p.51.
7. Francksen, C. B. July 1981, p.51.
8. Diamond, R. J. June 1979, p.81.
9. Theocharis, T. Oct. 1979, p.72.
10. idem May. 1981, p.58.
11. Morris, W. T. Nov. 1979, p.79.

## Amateur radio licences

Pat Hawker (World of Amateur Radio, September) makes a valid comment on the lack of activity on the 28MHz band and the danger of intrusion by other users. However, I find it difficult to understand how class B licencees are making it difficult for class A licencees to use 28MHz for mobile and local working. Surely, the opposite question should be posed; why not allow class B licencees onto the 10 metre band? The answer is usually given as 'international agreements' i.e. WARC, which require that operators on frequencies below 100MHz (30MHz from 1.1.82) must pass a statutory Morse test. The test standard is set by the individual country. In the case of the UK the requirement is 12 words per minute, transmitted and received, with no uncorrected errors. The cost of the test is high (£12) and if

one lives some distance from the very few available test centres the cost per attempt can easily exceed £25. How do other countries interpret these regulations? In Spain, no Morse test. In the USSR and W. Germany, no test for 10 metres. In the USA, incentive licensing, starting at 5 w.p.m., with more power and frequencies available to more qualified people; but Morse tests are receiving, 'comprehension' tests only — far easier than a full, transmit and receive, no-errors test.

A large pool of active and experienced radio amateurs is therefore readily available to take up the 10 metre band; surely a more desirable solution than the complete loss of a valuable and interesting part of the spectrum to other users. If operation just below 28MHz is to be allowed on production of a licence fee to c.b.ers, why not the use of 28MHz-29.7MHz to qualified radio amateurs, who are unable or unwilling to learn Morse?

Taking this discussion a stage further, why not a fully integrated incentive licensing scheme for the UK? In recent years the Radio Amateurs Examination has been criticised for the easiness of questions; it has even been suggested that random chance may be quite an effective response solution technique. Why not introduce levels of difficulty, with at least the lower levels administered voluntarily by qualified amateurs, on the lines of the US incentive licensing scheme?

As another refinement, award 'points' for technical exam passes interchangeably with Morse test difficulty levels, thus affording two parallel, but linked, routes to class A type licences. A secondary, but important, advantage of this scheme would be a very significant improvement in the technical knowledge of the 'average amateur', i.e. a fulfilment of the self-training clause of the licensing conditions.

Peter H. Saul, G8EUX  
Towcester  
Northants

## The death of electric current

Mr Catt attempts to argue in his reply to my letter in the August issue that the conventional theory of the electron current cannot cope with transient conditions, to which I cannot agree. He instances a voltage-current step advancing along a transmission line at the velocity of light. This fact, however, does not in the least require that the drift velocity of the electrons needs to be equal to the velocity of light as Mr Catt argues for in his para. 3. Indeed, as Mr Catt agrees, and as we can calculate quite simply, the drift velocity of the electrons along a conductor, is very slow indeed (in fact, of the order of 9mm/s for a 10-ampere current in a copper wire of 1mm diameter).

The point is, surely, that a conducting wire contains a very large number of free electrons (e.g. for copper,  $8.5 \times 10^{28}$ /cu. metre) physically close to each other from end to end. Hence, firstly the electrons transmitting the wavefront do not have to come from anywhere, since they are already present everywhere along the wires. Secondly, a voltage-current step can therefore be transmitted at a very much higher velocity than the electron drift velocity (in fact, at the velocity of light for the dielectric) for the reason that each individual electron needs only to move quite slowly for a very short distance, in order that the voltage-current step can be transmitted very rapidly over a much larger distance. A cause travelling much slower than

the speed of light thus creates an effect travelling at the speed of light.

A simple analogy often given in explanation is that of the transmission of a forward movement along a line of trucks, each in contact with the next, along a railway line. If a push is applied, each truck moves quite slowly and only a short distance, but the 'step' of movement, or push, is very rapidly transmitted from one end of the line to the other.

I am therefore still somewhat at a loss to understand what discovery Mr Catt has made, or what experiments support his ideas; I continue to find the 'billiard-ball electron' a valid and useful concept in dealing with everyday electronics or telecommunications, and I would even suggest that the refined theory of the standing wave electron is of little use, and therefore meaning, in solving normal electronic problems. Even in waveguide transmission, the movement of electrons needs to be invoked, e.g. to explain the attenuation of the voltage vector of a TEM wave in a padding attenuator.

Peter G. M. Dawe  
Botley  
Oxford

## Frequency hopping radio

I read with interest in your July issue of the Racal frequency hopping transceiver and the claim that this is the first such radio in production.

The attached data sheet shows that the Securecom SC-16, which has been available for some twelve months or more from my company, utilises the same technique of operation.

T. B. Stockton  
Stockton Partners  
Grimsby  
South Humberside

Mr Stockton also provided the following description: "The Securecom SC-16 is a frequency hopping v.h.f. radio operating in the 145-165MHz band. A frequency synthesised transceiver, in the 'secure' mode the SC-16 hops through 16 user programmable frequency channels from a total 24 channels capability. In the 'clear' mode the SC-16 utilises its 24 channels in a normal manner. Tactical level security with a 50 billion plus codes capability, user changeable frequencies and code sequences for companion or group working allow total flexibility. Selective calling, 128 channel with interchangeable linear or pseudo random series modules, voice, fax, data or phone applications are available options. R.f. outputs of 50-100 watts are available." — Ed.

## Engineering education

There is one point which your recent correspondence on engineering education has not encompassed. Until about ten years ago a considerable portion of "professional" engineers was recruited, not from university graduates, but from apprentices taken on as school leavers and trained at night-school and on day release. The less able apprentices developed to be (technician) engineers in production, test, installation, etc; the more able took the positions of junior engineers in design/development, with similar prospects of promotion to the graduates recruited to fill "professional engineer" positions at a similar age.

For reasons which should be obvious (a partial list is given below\*) the ex-apprentices were of more value in the design laboratories



than the graduates; and it is perhaps unfortunate that the increased availability of university education and the decision of the learned societies to restrict membership to graduates has deprived us of this source of engineers.

D. Noble  
Canvey Island  
Essex

\* Familiarity with company procedures.

Familiarity with technical concepts peculiar to the company's area of interest. (Example: how many graduates can explain dB, dBm, dBm0, dBm0p?) Familiarity with circuit techniques and components common to company's product range. (Example: graduates who do not know what a quasi-complementary class-B output stage is: who confuse "protected" and "buffered" in c.m.o.s. terminology despite having used c.m.o.s. in a university project.)

Experience in trouble-shooting. (Example: how often have we seen graduates sitting in front of a 1 transistor audio amplifier, input turned up to 10 V r.m.s., oscilloscope on output set to 20 mV/cm a.c. "I really can't see what's wrong with it!")

The properly paranoid attitude required for "design for production".

Comment from Prof. D. A. Bell

The bright graduate will very quickly pick up the technical concepts peculiar to his employer's area of interest, if he is not already familiar with them. The problem is with the not-so-bright graduate and the question is whether he would have been more use as a not-so-bright apprentice. This raises three questions, all of which are very wide:

1. What should be the criteria for admission to a university course?
2. Can, should and do universities provide vocational training for technician engineers?
3. Is the value of a university course limited to its vocational content?

But in any case I do not think Mr Noble's complaints apply to *all* university graduates: much depends on the individual and the university from which he or she graduated.

D. A. Bell

## NiCad batteries

Further to articles you have published on recharging/reactivating dry batteries and also NiCad rechargeables, the increases in battery prices have been exacerbated by the wider range of goods requiring them and also by stereo cassette portable radios of up to 30W output. (Nobody seems to know whether their 1/3-cubic-foot speaker enclosures are adequate for "a good sound" or whether we should all be building 15-foot horns, but I want to short-circuit that topic by suggesting that fundamental in the low bass region is a rare phenomenon.)

I want to make two suggestions about the desirable state where we all end up running a variety of stuff from NiCads. One is that we can pay for a few interchangeable NiCad packs by running an electric razor off them and thus avoiding the expense of a shaver point in the bathroom. (I note in passing that older houses may well have washbasins in bedrooms with wall sockets adjacent which it would now be illegal to fit since they expose the user of a defective shaver to electrocution through the the availability of a wet earth connection in the basin.) And the other is that manufacturers should facilitate swapping clip-on battery packs between different devices.

The risk of explosion is also threatened with rapid charging of NiCads and I heard of one person wrecking a large radio-controlled car

with the heating effect of rapid charging, probably carried past the end point. However, this means of charging in 20 minutes from flat condition is obviously here to stay at model rallies and I merely suggest that cells should not be boxed in and also relay a rumour that new cells should be cycled twice before rapid charging is carried out.

NiCad packs accidentally shorted can make the shorting wire very hot indeed and hence constitute a fire risk, and I suggest interchangeable packs or battery boxes should be developed with contacts below the pack surface, as for instance in the socket used on cassettes etc. for 6V power input; thus eliminating the fire risk. Finally it is hard at the moment to get chargers for 2 or 3 small cells and I hope large, versatile chargers will be produced.

Bernard Jones  
London

## Gag on authors

I think I can help Mixer. In the August issue he wondered why *Wireless World* does not get more contributions from Russia. Part of the answer may lie in the following extract from a book by John Barron:

"Science is controlled more closely than religion (in Russia). The party needs and fears scientists. It must allow them to engage in objective scientific enquiry if the nation is to progress, yet it dare not let them apply scientific enquiry to political, economic, and social subjects. It must grant access to Western research data while shielding them from Western ideas. It must grant enough freedom and status and incentive to do creative work but not enough to cause them to speak out publicly, as Sakharov has done. The KGB regulates this dilemma."

("KGB", 1974, p.102.)

S. Frost  
Edinburgh

## Electronic organ sound

Mr F. E. Norrington asks in May Letters why so many electronic organ stops sound unrealistic in spite of the presence of many of the upper harmonics in the sawtooth waveform applied to the stop filters. One important factor in this matter must be the presence of out-of-tune harmonics in the output of a large number of styles of organ pipe as mentioned in "The Organ" by W. L. Sumner (Macdonald and Jane's, London, 1973) and in "Dictionary of Pipe Organ Stops" by Stevens Irwin (Schirmer Books, New York, 1965). Specifically, many of the flue pipes are tuned by rolling down strips of metal between cuts at the top of the pipe and many reed pipes are regulated in a similar manner (although with reeds the main tuning is performed by adjusting the reed). The effect of such slots is to make the pipe appear to be a different length to different frequencies, which will cause the harmonics to be out of tune (sharper in this case) relative to the fundamental. In fact certain of the string stops have a slot cut at the top quite deliberately, apart from any tuning function, in order to give a distinctive sound by this means. In addition narrow pipes, as used in string-toned stops, will

produce out-of-tune harmonics even if they are completely cylindrical, due to effects involving the viscosity of air.

The effect of such harmonics is to form beats between themselves and the fundamental, giving the resultant sound a subtlety and life which is hard to imitate electronically. Additional effects must also contribute, including the addition of noise of various kinds.

The brilliant effect of a full chorus on the pipe organ arises from the slight clashing of pipes which are inevitably slightly out of tune, in addition to any effect of the harmonics of individual pipes. This effect is termed the "chorus effect".

Most electronic organs use the expedient method of forming sawtooth waves and using some form of octave division to generate the entire range of octaves needed. This prevents the occurrence of chorus effects as all the unisons of a note are generated together and any octaves are phase locked to this. In addition, many electronic organs generate the mutation stops (sounding intervals such as fifths with the unison) by taking them from the appropriate generator (e.g. using the G generator to produce a fifth with C). This sounds wrong because the intervals of the scale are tempered whereas mutations on the pipe organ are tuned to true intervals.

The lack of chorus effect with many designs of electronic organ can be improved if more oscillators are used in generating the tones, and particularly if mutations are generated by their own oscillators. Imitation of the out-of-tune harmonics is more difficult but may be produced by some form of frequency shifting or ring-modulation of the tone. This has the difficulty that different stops may require different degrees of modification in this way, and there would also be changes necessary within a rank. It would be difficult to do this type of modification cheaply.

The difference between a sound which is merely harmonically rich and one which is "brassy" is the presence of some kind of resonance in the latter. The most effective imitations of pipe organ reeds that I have heard use some form of electronic resonator (inductive or gyrator) with a fairly high *Q* to produce a strong exaggeration of some part of the frequency spectrum. This is not the same as a harmonically rich sound such as a sawtooth where the intensity of harmonics decreases with increasing frequency from the fundamental.

I would also take issue over Mr Norrington's suggestion that an electronic organ need not imitate a pipe organ. This may well be true for pop organs with rhythm synthesizers and the like, but organs for the serious performer of the classical organ repertoire, or for ecclesiastical use, justify attempts to approach the sound of the pipe organ.

Peter Stockwell  
Dunedin, New Zealand

## The Nuvistor

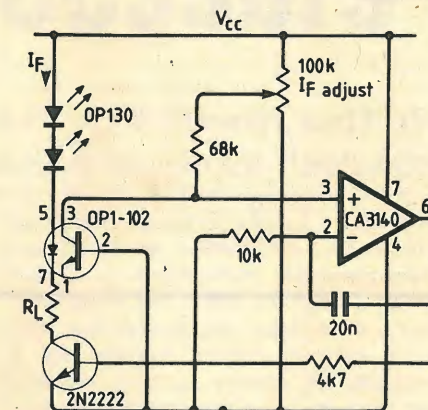
The threat of damage to semiconductors by EMP (electromagnetic pulse) could stimulate a revival for valves, particularly in military equipment (News, September). I expected this when the Nuvistor was introduced by RCA. Whatever became of this device? The only equipment in which I have seen them is oscilloscopes. One would have thought television receiver designers could have made good use of Nuvistors.

K. J. Treeby  
Plymouth

# Circuit Ideas

## Regulating l.e.d. outputs

Using a simple compensation circuit based on an opto-coupler, the power output of l.e.d.s in series can be maintained to within  $\pm 5\%$  of the value at 25deg. C over their full operating temperature range. Compensation is required to overcome the negative temperature coefficient of near-infrared l.e.d.s which decreases the power output by 0.9% per deg. C increase. Fig. 1 maintains the output power by varying the forward current  $I_f$  through the l.e.d. string. The l.e.d. in the opto-coupler is used as a reference device and the collector-base photodiode is used as an output monitor. A CA3140 op-amp regulates  $I_f$  by maintaining a steady current through the sensor. In addition, the l.e.d. output power can be controlled by the potentiometer. The supply must provide adequate voltage for the l.e.d.s, i.e. 2.4V + 1.4 times the number of l.e.d.s in the string. Tem-

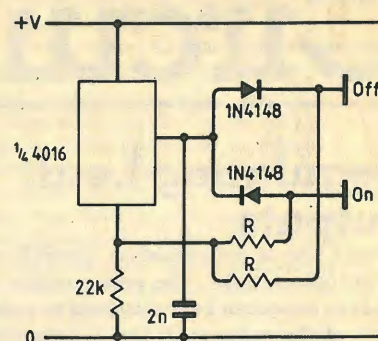




## Simple c.m.o.s. switch

A single c.m.o.s. transmission gate can be used as a touch switch which requires practically no current when off. The gate is wired as a bistable and two diodes steer a 50Hz signal to change the state of the switch. Resistors R should be 4M7 for supplies between 5 and 8V, but can be increased for higher supply voltages. Capacitor C smoothes the 50Hz signal and

prevents the transmission gate from turning on when the power is applied. P. Record  
Glasgow

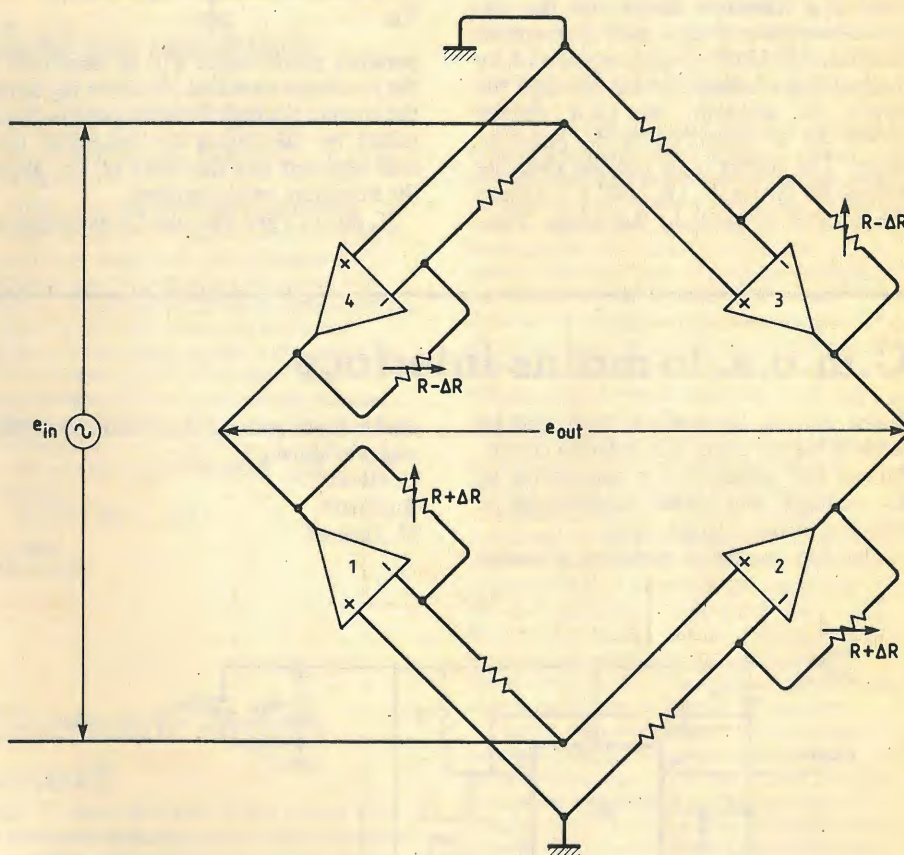


## Accurate op-amp bridge

When measurements are made using resistive transducers, the sensors are often included in the arms of a balanced bridge. An improved circuit can be achieved by using an op-amp in each arm of the bridge and positive going transducers (+ΔR) in arms 1 and 2 or negative going types in arms 3 and 4. The bridge can be built around a single quad op-amp such as the LM324, and four matched sensors, and can be powered by d.c. or floating a.c. Output voltage is

$$e_{out} = \frac{4e_{in}\Delta R}{R}$$

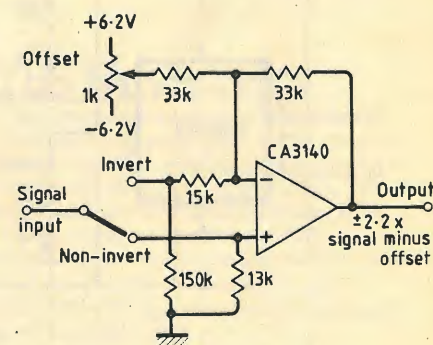
This shows that the output is linear over a wide range and has a four-fold sensitivity compared with a single op-amp bridge. The circuit can also provide high output voltage, low output impedance and high noise immunity. N. Balakrishnan  
Bangalore  
India



## Output amplifier with offset and selectable polarity

This circuit was developed as an output stage for a function generator. Output waveforms of either polarity can be selected and added to an offset voltage which is variable and unaffected by the polarity

switch. Input impedance is 13kΩ with the switch in either position. M. P. Hadley  
Southampton



# Interfacing microprocessors

Input and output functions

by J. D. Ferguson, B.Sc., M.Sc., M.Inst.P., J. Stewart, and P. Williams, B.Sc., Ph.D., M.Inst.P.  
Microelectronics Educational Development Centre, Paisley College of Technology

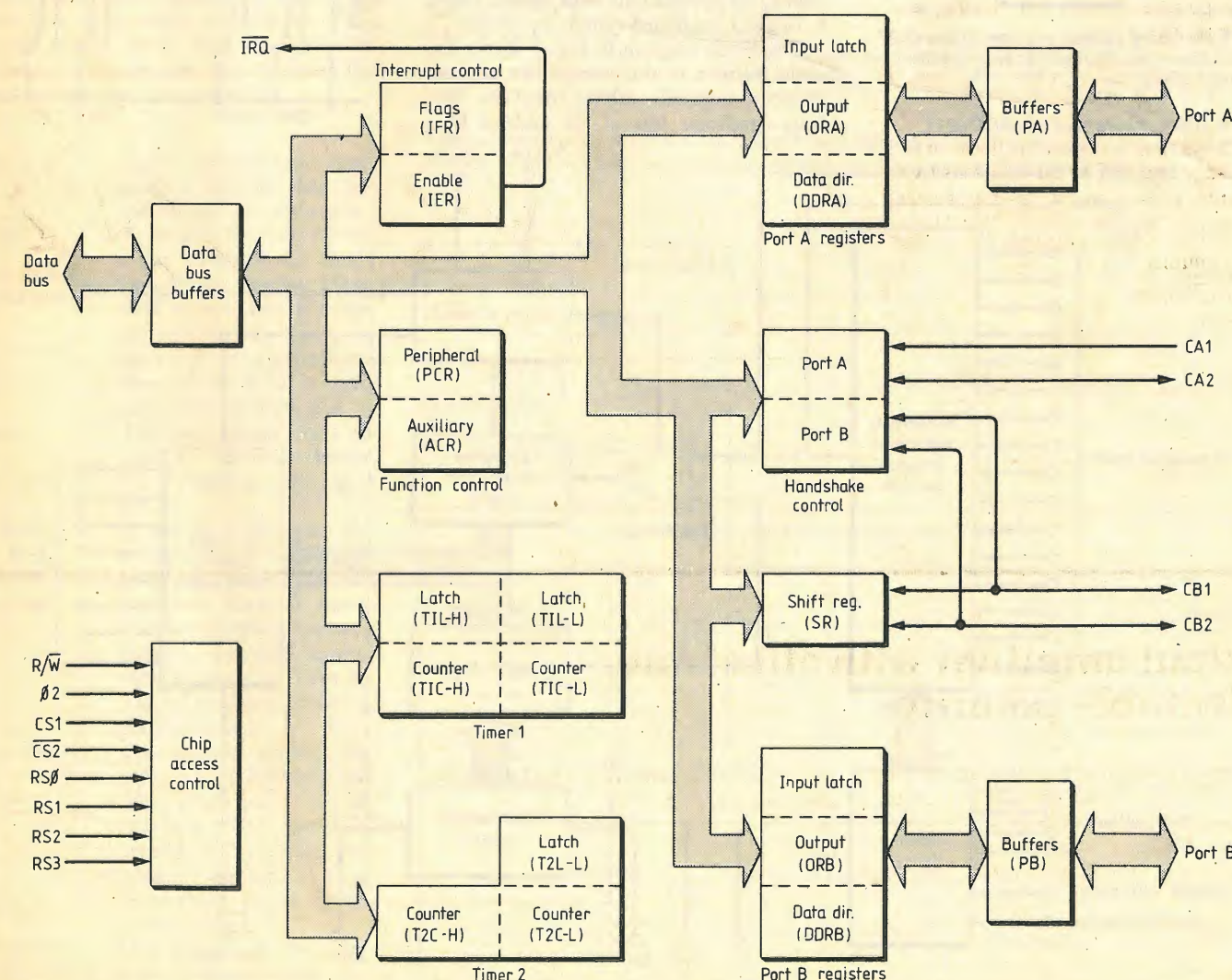
Part one of this series outlined a universal interface for 6502 microprocessor boards and microcomputers. Part two describes the operation and functions of the main i.c.s and gives simple examples of driving the devices using machine code or Basic.

The 6522 v.i.a. is a very powerful device which can perform several functions simultaneously. It consists of several independent sections controlled by 16 8-bit registers which occupy 16 sequential locations in memory, the base address being selected by decoding on the microprocessor board. Some registers are directly accessible via the pins of the i.c., while others are set and monitored by the data

bus. Each register is selected by the four least-significant address bits, A0 to A3, with the i.c. activated by chip-select pins. Data enters and leaves the 6522 in 8-bit bytes and two registers, called ports A and B, are reserved for this purpose. In a hardware oriented system the designer would specify one port as an input and the other as an output, but this would take no account of a common requirement for unequal numbers of pins. For example, if a dozen sensors are scanned and two or three warning indicators are driven, it would be costly to design a range of boards to cope with the large number of possible variations. An alternative scheme has a controlling register associated with each port called the data-direction register. For every bit set to 1 in the d.d.r., the corresponding pin of the port behaves as an

output, while a 0 sets the pin to behave as an input. Changing the contents of the d.d.r. can, in one step, alter the status of any or all eight pins of the corresponding port. Similar control can be achieved over the functions, and Fig. 1 shows the format of the auxiliary control register. This is the eleventh register out of sixteen on the chip, and is itself selected by the address decoding at A000 to A00F. Therefore, the address of this register is A00B. Bits 0 and 1 determine whether the latches associated with the ports are latched, allowing data to be held during sections of a program. Bits 2 to 4 control the shift register, determining whether it is used for serial to parallel or parallel to serial conversion, and also the source of the timing pulses. One of the two internal timers can be used to generate single time delays in a so-called

Fig. 2. Block diagram of the 6522.





[www.americanradiohistory.com](http://www.americanradiohistory.com)



Table 2(a) illustrates how the v.i.a. can be used to output a byte in parallel form on port B. The v.i.a. registers are treated as memory locations by the programmer and can be read or written to in assembly language using LDA or STA instructions, or in Basic using Peek and Poke instructions.

The ADC 0817 has been designed to be compatible with a wide range of microprocessors and Fig. 6 shows that most of the signals used by the converter can be taken directly from the 6502.

Data bus

$\phi_2$

Channel select The four least-significant address lines can be used to select each of the sixteen input channels.

The R/W line is not used directly but is gated with the  $\phi_2$  clock to produce the Not Read Data Strobe, NRDS, and the Not

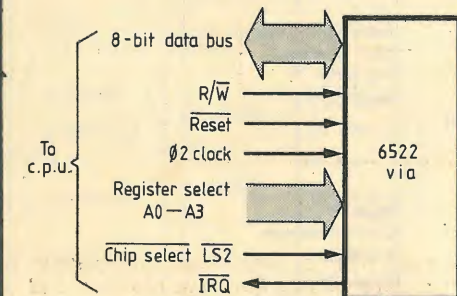
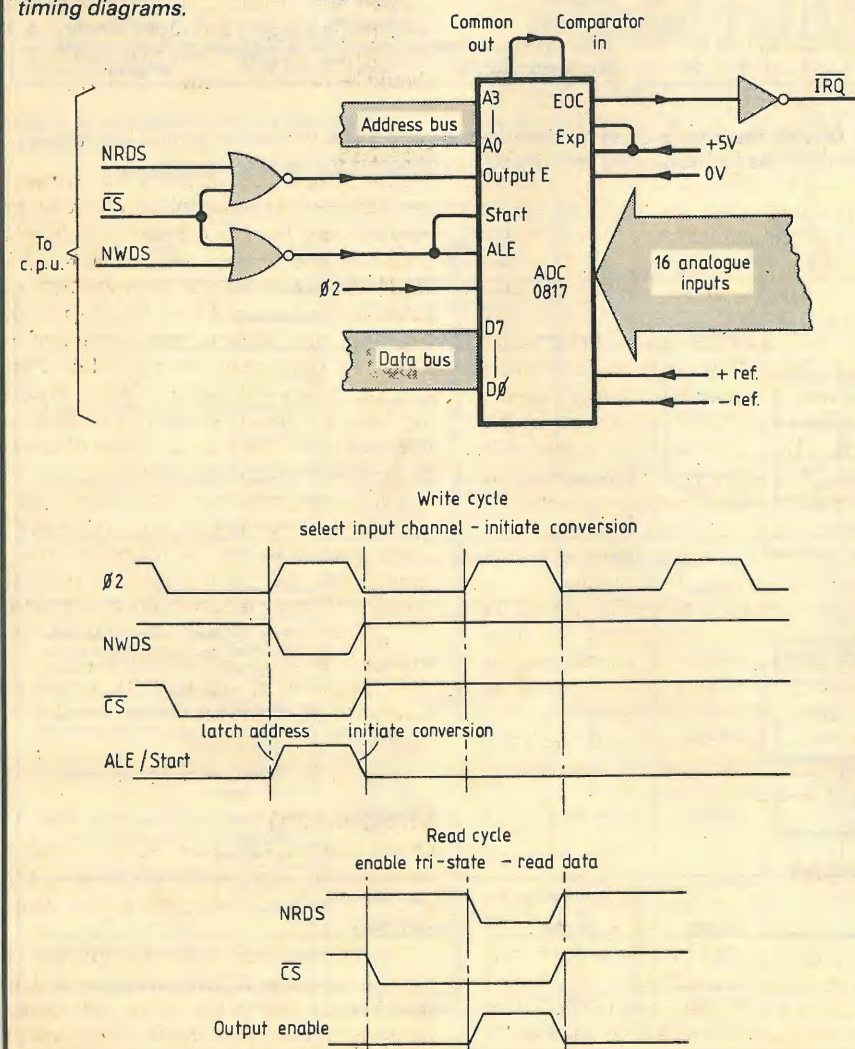


Fig. 5. V.i.a. connections to the 6502.

Fig. 6. A-to-d input/output connections and timing diagrams.



Write Data Strobe, NWDS. NRDS and NWDS only go to zero during the positive part of  $\phi_2$  in a Read or Write cycle respectively as shown in Fig. 7. Fig. 6 shows how a Write operation to the i.c. activates the NWDS and creates the necessary transitions on the address-latch enable pin and initiate-conversion pin to perform the following tasks. Select the input channel from the address currently on the four least-significant address lines. Initiate an analogue-to-digital conversion. After a 100 $\mu$ s delay, a Read operation activates the NRDS, enabling the tri-state output and placing the digital signal on the data bus. Table 2(b) shows the programming instructions used to drive the i.c. A Write

instruction, STA or Poke, is used to define the input channel and initiate the conversion. After a delay a Read instruction, LDA or Peek, obtains the digital information.

The ZN425E is not directly compatible with a microprocessor and must be used with the 74LS373 which latches transient data from the processor and provides the 425E converter with a continuous digital input. The latch is memory mapped and enabled by a chip-select signal from the address decode circuit, see Fig. 8. This ensures that the latch captures stable data on the bus during the positive part of the  $\phi_2$  clock. Table 2(c) shows how the 425E is used in Basic and assembly language.

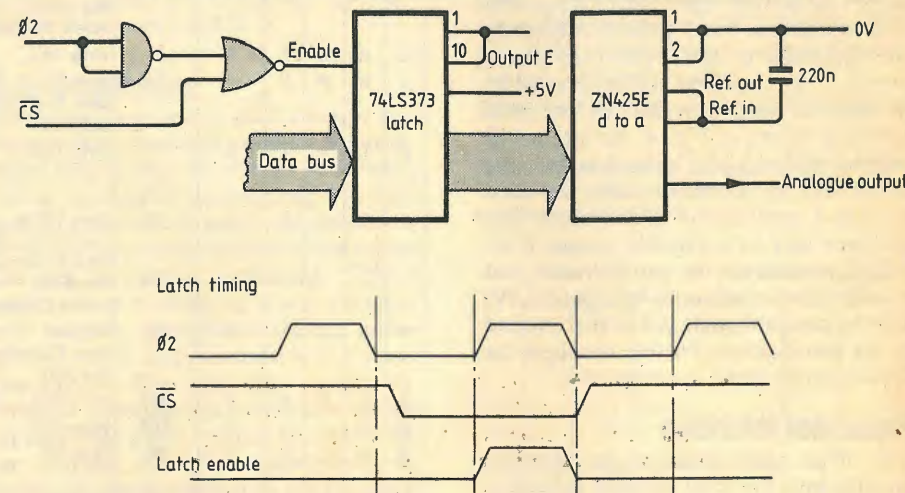
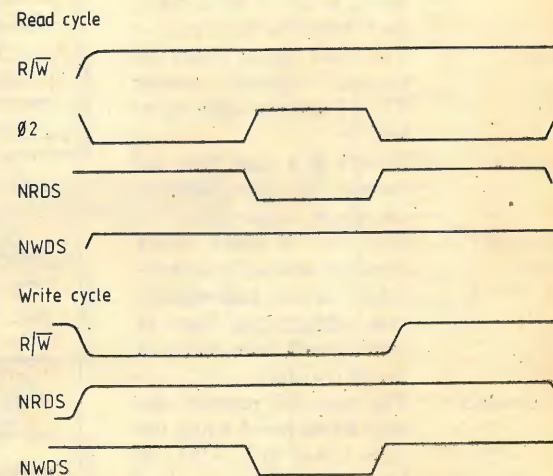
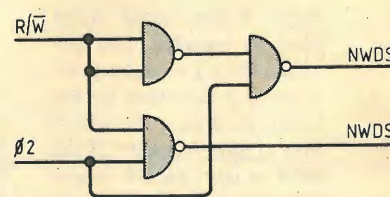


Fig. 8. Enable signal and latch timing for the d-to-a converter.

Fig. 7. Generating NWDS and NRDS signals for the ADC 0817.



#### References

1. Rockwell data sheet, no. 29000D47.
2. Rockwell, R6500 hardware manual, no. 29650 N. 31, p. 6-1.
3. National Semiconductor data book.
4. Ferranti data converters, application report no. 13.

# Accurate sine-waves

Analogue implementation of the Darwood accurate sine-wave oscillator algorithm

by D. H. Follett

In response to Mr Darwood's 'Accurate sine-wave oscillator' article in the June '81 issue of *Wireless World*, the author shows here that the digital implementation used to generate accurate sine and cosine functions can be replaced by simple analogue circuits. A prototype circuit operated over three decades with  $\pm 1$ dB amplitude variation, less than 1° error between the quadrature outputs and around 1% or less distortion. The circuit requires only four quad-i.c.s.

The algorithm recently described by N. Darwood<sup>1</sup> for generating sine and cosine functions with digital implementation may also be produced by analogue means, as will be shown. The circuit is really a form of recursive digital filter but I am unrepentant in calling it an analogue implementation since no digitization in the proper sense occurs.

The prototype operated over three decades of frequency with amplitude variations of  $\pm 1$ dB, distortion about 1% or less, and phase error between outputs less than 1°. Only four cheap quad i.c.s. are required, although Fig. 2 shows six i.c.s, since the four dual op-amps can be replaced by two quad op-amps such as the LF347.

## Principle

Referring to the original article for fuller explanation, each new value of  $\sin n$  is computed from the previous value by adding a fraction  $\omega$  of  $\cos n$ :

$$\sin(n+\omega) = \sin n + \omega \cos n$$

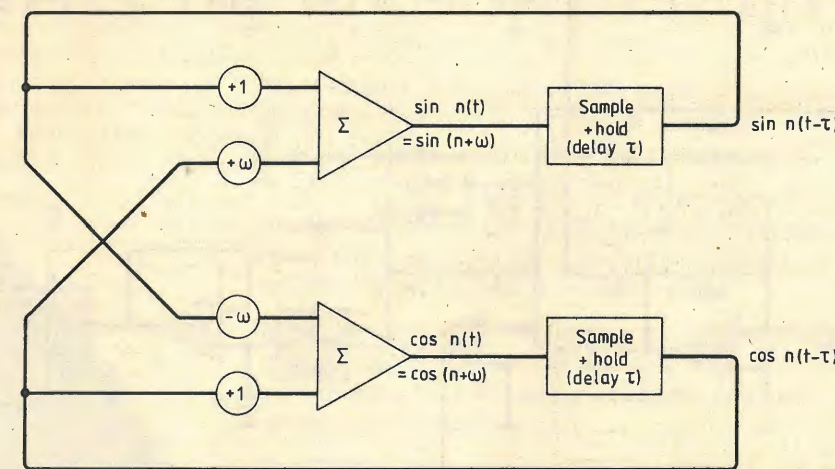
Note that  $\omega$  does not have its usual significance. If we write  $\sin(n+\omega)$  as  $\sin n(t)$ , the value of  $\sin n$  at time  $t$ , and  $\sin n$  as  $\sin n(t-\tau)$ , the value at time  $\tau$  earlier, then

$$\sin n(t) = \sin n(t-\tau) + \omega \cos n(t-\tau)$$

Similarly,

$$\cos n(t) = \cos n(t-\tau) - \omega \sin n(t-\tau)$$

These equations are applied as shown in the block diagram, Fig. 1. The value of  $\sin n$  is sampled and held so that the output of the sample and hold circuit is effectively delayed by the sampling interval  $\tau$  and represents the value of  $\sin n(t-\tau)$ . To this is added the fraction  $\omega$  of the  $\cos$  function to generate the new value of the sine function,  $\sin n(t)$ . A similar process is used for  $\cos n$ .



Referring again to Mr Darwood's article, the sine and cosine outputs are synthesized with  $2\pi/\omega$  steps per cycle so that the output frequency is  $2\pi/\omega$  times less than the sample clock frequency.

## Implementation

The circuit was designed to operate in the audio-frequency range with values as shown in Fig. 2. During the first half of each clock cycle ( $Q$  high) the values of  $\sin$  and  $\cos$  are transferred to the first pair of hold capacitors while the previous values are held on the second pair. In the second half cycle the values are transferred to the second pair of capacitors. This avoids having to use very short sample times and ensures that loops are never closed while settling. The 100k $\Omega$  resistors determine the fraction  $\omega$ ; the optimum fraction seems to be about one-tenth, giving about 60 steps per cycle. Although the circuit will run with 400 steps per cycle, distortion occurs because circuit errors become comparable with the step size. More accurate sample-and-hold i.c.s and higher accuracy resistors will decrease circuit errors.

The diode-resistor networks around  $A_2$  and  $A_6$  provide a small degree of non-linearity sufficient to stabilize the oscillation amplitude. If only one output is required and exact phase quadrature thus unimportant, one network and the associated preset can be omitted, leaving only the 10k $\Omega$  feedback resistor.

## Setting up

Initially, the 1k $\Omega$  presets should be set to zero to prevent oscillation and the null offsets adjusted. The presets should then be advanced until oscillation occurs and then adjusted for phase quadrature. The output amplitudes should be about 4 to 5V

Fig. 1. Block diagram illustrating application of the equations for values of  $\sin n(t)$  and  $\cos n(t)$ .

peak-to-peak. Finally, the null offsets may need readjusting. The output frequency is not critical during the adjustments, but should be between 50 and 5,000Hz.

## Results

Figure 3 shows oscillograms for frequencies between 5Hz and 16kHz obtained by varying only the clock frequency. Single time-base sweeps were used for all but the 16kHz frequency as the steps are not, in general, synchronized with the output. In Fig. 4(a), the 500Hz signal is expanded to show the steps more clearly, while Figs 4(b) and (c) show Lissajous figures resulting from x-y display of the two outputs to illustrate the quadrature accuracy obtainable between 5Hz (b) and 5kHz (c).

The upper frequency for constant amplitude is about 16kHz but frequencies lower than 5Hz can be obtained by increasing the 1nF hold capacitors proportionally. These capacitors must of course be polystyrene types, or similar, to minimize dielectric soaking effects.

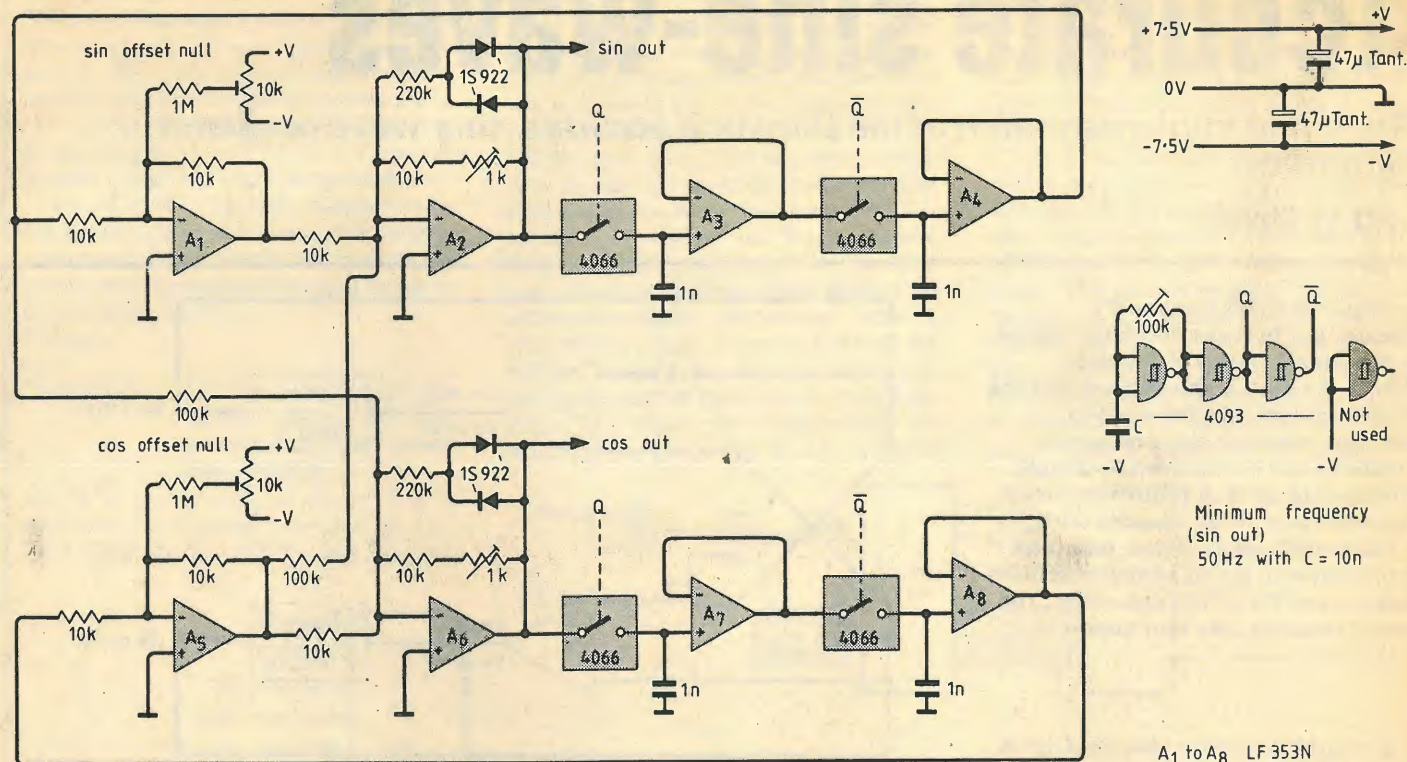
If the clock is replaced by a voltage controlled oscillator the circuit can also be used as a sweep oscillator.

## Comparisons

Out of interest, two other oscillators based on recursive filters were compared to the circuit described here using the same building blocks.

The first used direct implementation of the second-order differential for a series-tuned circuit (equivalent to the state-variable filter in band-pass mode). This circuit



A<sub>1</sub> to A<sub>8</sub> LF353N

used two op-amps fewer but was limited to about 30 steps per cycle, as second order terms make circuit errors more critical.

Phase-shift oscillators using three or four cascaded single-pole filters were also tried. These oscillators were more docile than those previously described, but four sections were required to obtain quadrature outputs and almost twice the component count of the circuit described here gave an inferior performance. D.c. stability was, however, better as feedback at

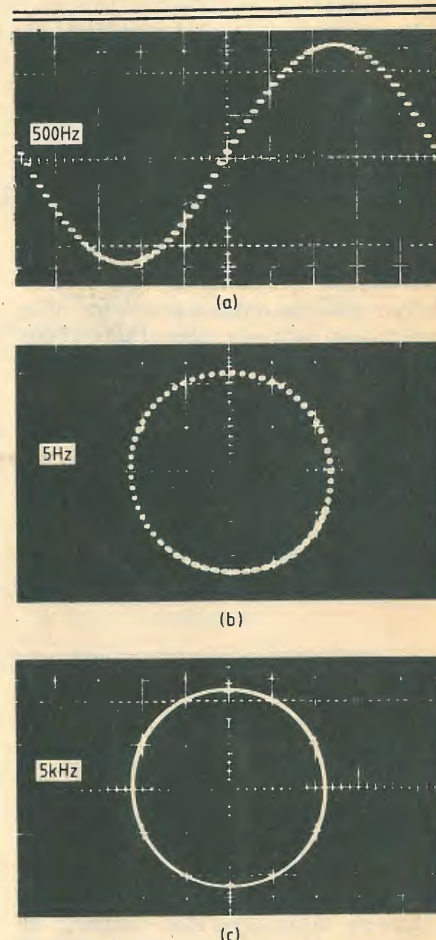
d.c. is negative and thus reduces offsets.

The circuit described here is sensitive to offsets because of positive feedback at d.c., so offset null adjustment is included.

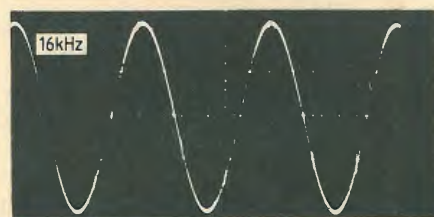
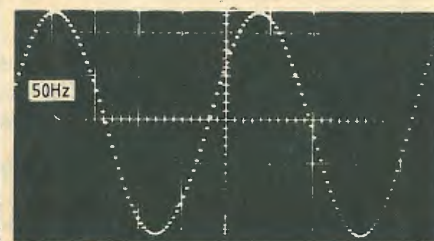
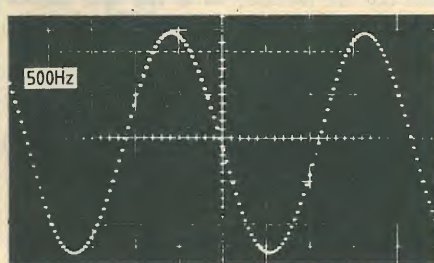
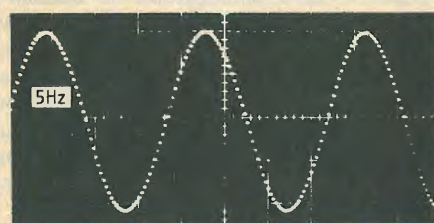
#### Reference

1. N. Darwood, 'Accurate sine-wave oscillator', *Wireless World*, June 1981, pp 69-78.

**Fig.2.** Circuit diagram of the oscillator and clock. Op-amps A<sub>1</sub> to A<sub>8</sub> were four LF353N i.cs in the prototype but they can be replaced by, say, two LF347 quad i.cs if required. These op-amps have j.f.e.t. inputs.



**Fig.4.** (a) is the 500Hz sweep expanded to show the steps more clearly. (b) shows a Lissajous figure resulting from the two oscillator outputs at 5Hz, and (c) is as (b), but at a frequency of 5kHz.



**Fig.3.** Oscillograms for oscillator frequencies between 5Hz and 16kHz. A single sweep time-base was used for all but the 16kHz wave-form in order to show the steps (the steps are not necessarily synchronous with the output frequency).

# thandar

## BRINGS LOW COST TO TEMPERATURE MEASUREMENT

The TH301 is a hand-held LCD digital thermometer designed to accept any standard type K (NiCr-NiAl) sensor and offering a measurement range of -50°C to 750°C with 1°C resolution.

Accuracy is better than 0.5% and precision automatic cold junction compensation maintains specification over a wide ambient range.

Battery life from the 9V alkaline battery supplied is in excess of 1000 hours and display indicators are provided for low battery condition and open circuit thermocouple.

The TH301 is fitted with a standard type K socket which will accept a wide variety of standard probes.

A general purpose fast response naked-bead thermocouple is supplied with every instrument, which makes it completely ready for use at a price of only £59.50 +VAT.



#### TECHNICAL SPECIFICATION

Sensor Type	Thermocouple K (NiCr-NiAl)
Calibration Conformity	To BS4937 part 4 (1973), DIN 43710 and ANSI MC96.1
Measurement Range	-50°C to +750°C
Resolution	1°C
Accuracy	± (0.5% of reading + 1°C), 18°C to 28°C ambient
Environmental Operating Range	0°C to +50°C, ≤ 80% RH
Environmental Storage Range	-40°C to +60°C (with alkaline battery), ≤ 75% RH
Accuracy Temperature Coefficient	18°C to 20°C: included in accuracy specification, ≤ 18°C, ≥ 28°C: typically ± (0.01% of reading + 0.05°C) per °C, including cold junction stability.
Input Impedance	10MΩ
Maximum Allowable Input Voltage	100V DC or AC peak between inputs
Maximum Common Mode Voltage	500V DC or AC peak
Lead Resistance	1kΩ causes no error
Open-circuit Sensor Indicator	▲ shows in display when sensor is open-circuit
Power Requirements	One 9V alkaline or zinc carbon battery
Battery Life	≥ 1000 hours from an alkaline battery such as UCAR 522 or Mallory MN 1604.
Low Battery Indicator	BAT shows in display when typically 25 hours of battery life remain
Dimensions	155 x 75 x 30 mm
Weight	200 gms including alkaline battery

Electronic Test & Measurement

**thandar**  
Thandar Electronics Ltd.,  
London Road, St. Ives,  
Huntingdon, Cambs PE17 4HJ,  
England.  
Tel: St. Ives (0480) 64646.  
Telex: 32250.

WW - 075 FOR FURTHER DETAILS



1000 SERIES  
OSCILLOSCOPES

# Telequipment 1000 Series

## The choice is yours

### Tried, Tested and now even better!

Since their introduction a few years ago, Telequipment's D1000 series of high performance low-cost oscilloscopes have established themselves at the forefront of the market. High performance because they are the result of intensive research and design efforts by one of the world's leading electronic instrument manufacturers, and low cost because of volume production in a modern automatic production plant.

### Performance to spare.

With the D1000 series, Telequipment regard specifications as lower

limits, not maxima. For example, the D1016A bandwidth is specified as 20MHz. The typical figure is actually in the region of 23 to 25MHz and the usable bandwidth nearer 35MHz. Input attenuator tolerances are now specified at  $\pm 3\%$  for all D1000 series oscilloscopes, a considerable improvement over the previous  $\pm 5\%$ . But again, the user may well find the true figure closer to  $\pm 2\%$ .

### More Accurate Time Bases

The time bases, too, have been upgraded. All new D1000 instruments have been equipped with thermal compensation which

tightens time measurement accuracy to  $\pm 3\%$ , with improved stability as a bonus.

To match these improved time base specifications, trigger bandwidths and performance characteristics have been substantially enhanced.

### Better Display

The D1016A also has a new CRT. The size is just the same easy-to-view 10 x 8cm but with an internal graticule and a quick-heat cathode. It has a "GY" phosphor which is a near equivalent to the P31 but is more efficient actinically at low beam currents and high writing speeds.

### A Choice of Bandwidth

10MHz or 20MHz with 5mV division sensitivity at full bandwidth and 1mV division at 5MHz in the D1016A, 4MHz in the D1011, and a choice of display modes; Algebraic Add, True X-Y, Channel 1 and 2 Chopped or Alternated, Channel 2 only, and Channel 2 Inverted.

For further details send reply coupon today.

Please send details of the  
D1016A ☐ D1010/D1011 ☐

Name \_\_\_\_\_

Position \_\_\_\_\_

Company \_\_\_\_\_

Address \_\_\_\_\_


Telephone \_\_\_\_\_

WW

**Tektronix U.K. Ltd.**

P.O. Box 69,  
Harpenden, Herts AL5 4UP  
Telephone: Harpenden 63141  
Telex: 25559

**TELEQUIPMENT** < >



Also available from Electroplan.

WW - 089 FOR FURTHER DETAILS

# News of the Month

## Subscription tv by cable

Cables were first used for broadcast distribution in the 1920's and were extended and updated to include television, two and then three channel tv. The cables could get the broadcasts to areas where the reception was poor or non-existent. Since then, improvements and additions to the broadcasting network have made the need for cable distribution redundant and the subscribers to the cable services were reducing in numbers. However the cable networks exist, and Rediffusion, amongst others, have been pressing the Government to be allowed to institute subscription television services. *Wireless World* reported the granting of licences by the Home Office to a number of pilot schemes in the May issue, and the first to commence transmission, on Wednesday the 9th September, was the Rediffusion 'Starview'. Starview is being transmitted in five areas; Burnley, Hull, Pontypridd, Reading and Tunbridge Wells.

At the time of the launch, there were some 3,000 subscribers to Starview in the selected areas. Another 19,000 were subscribers to the public broadcast network and there was a potential audience of 56,000 houses which could be easily connected to the cables.


Rediffusion research has indicated that what the public really wanted was recent feature films. Sixteen films had been selected for broadcasting in September, with a further ten for October. Two films are shown each evening with an extra late-night film on Friday and Saturday and an afternoon 'matinee' performance on Sunday.

Rediffusion were surprised by the high distribution fees demanded by the Motion Picture Exporter Association of America. To break even, it is estimated that a subscription fee could be as much as £12 each month. Rediffusion have decided to charge the full rate, £11.95, only in Reading; in Burnley and Hull they are charging only £7.95.

Technical details of the Starview service are described elsewhere in this issue.

## S.s.b. mobile radio still promising

The claim made two years ago by Pye Telecommunications Ltd that, to create more channels for land mobile radio, single-sideband operation at v.h.f. is the most promising technique (June 1979 issue p. 95) has now been given qualified support by some recent Home Office trials. The narrow-band system actually tested, in comparison with others, was s.s.b. with a channel spacing of only 5kHz. The testing was a subjective evaluation of the quality of calls and it was done by operators of a typical user of private mobile radio, Bell Fruit (UK) Ltd. The other two systems compared with the 5kHz s.s.b. were 25kHz and 12.5kHz channel spacing using f.m. It was intended to use 12.5kHz a.m. for comparison as well, but this in fact will be done later.



When Racal-Decca bought some digital displays from Hewlett-Packard for use in radar equipment, the dials incorporated in the displays were manufactured by Chequers (UK) Ltd in London, some 15 miles away from the Racal-Decca Marine Radar plant in New Malden, Surrey. To cover those 15 miles they had in fact travelled 10,000 miles across the Atlantic and back. The dials have an outer ring of 100 l.e.d.s to give an analogue readout with three seven-segment i.e.d. digits in the centre. Because the printed dial has to match up with the l.e.d.s, the diodes are positioned and the printing registered to within 0.003in.

According to D. M. Barnes of the Home Office's Directorate of Radio Technology: "The results have shown that from a user's assessment 5kHz s.s.b. equipment could be used to provide a land mobile radio system without any loss in quality or intelligibility when compared with 12.5kHz f.m. equipment. Furthermore, in many situations the quality of the s.s.b. equipment would be better than that of existing 12.5kHz f.m. equipment. However, it has also been shown that in general 25kHz f.m. equipment would provide a higher quality service. The use of 5kHz s.s.b. could theoretically provide an acceptable service with 5 times or 2.5 times as many channels in a given block of spectrum than 25 or 12.5kHz f.m. equipment respectively. However, further work is required on the frequency re-use characteristics of the different systems before a final conclusion can be reached".

This report comes from a paper delivered by Mr Barnes at the IERE's Clerk Maxwell Commemorative Conference on "Radio Receivers and Associated Systems" at Leeds in July. The tests were conducted over a six-week period on 21 mobiles - seven of each type - with a base station of three transmitters in Central London. Peak envelope powers of the three different systems were made equal: 10 watts p.e.p. for the mobiles and 25 watts e.r.p. for the transmitters. Frequencies were in the region of 160MHz for the mobiles and 165MHz for the transmitters. The f.m. transmitters were standard commercial land mobile radio equipments. The s.s.b. sets, produced by Pye Telecommunications, were of the single-sideband plus pilot carrier type (see June 1979 issue). The pilot carrier level was set at -12dB with respect to the peak envelope power. Details of these sets were presented by R. Wells of Pye in a companion paper at the above IERE conference.

Results were recorded for both stationary and moving vehicles and also using three areas of different field strengths between about 3µV/m and 100µV/m. Altogether nearly 3000 results were obtained, divided more or less equally

between the three systems. Subjective rating of call quality by the operators was given in terms of a CCIR five-point scale ranging from 5 (excellent) down to 1 (unusable). In the results the 25kHz f.m. equipment achieved a higher percentage of grade 5 ratings than the other two systems, but the s.s.b. equipment obtained a higher percentage of grade 5 ratings than the 12.5kHz f.m. equipment. However, when grade 4 and grade 5 ratings were combined the s.s.b. and 12.5kHz f.m. had the same percentage ratings. The paper comments: "This tends to imply that on an overall basis 25kHz f.m. would provide the best quality service but s.s.b. equipment would provide a similar or better quality than 12.5kHz f.m." Results obtained for stationary and moving vehicles in a given area were similar.

When the results were considered on an area basis "in the high field strength area the s.s.b. equipment achieved a greater percentage of grade 5 ratings than either of the two f.m. systems. However, in the medium and low field strength areas the 25kHz f.m. achieved the highest percentage of grade 5 results with the s.s.b. achieving more than the 12.5kHz f.m."

Further work, according to the paper, will aim to discover the distance at which a given s.s.b. channel frequency could be re-used without causing interference. There will also be tests to establish the adjacent channel performance of the different types of equipment.

● Pye Telecommunications have experimented with adapting one of their v.h.f./a.m. hand portable (walkie-talkie) sets, the P5001, for s.s.b. operation with a 5kHz channel spacing. For this a temperature-compensated crystal oscillator and i.f. crystal filters had to be specially made. According to a further paper by R. W. Wells at the IERE conference, the results did not fully meet operational requirements but they did show that "v.h.f. s.s.b. is indeed feasible with hand-portable equipment". There was a large cost penalty with the circuits used and this indicated a need for much more work before such a hand portable is a saleable reality.



## BBC graphics

Viewers will have noticed the change to the titles for BBC news. What they won't realise is that the striped patterns and figures are generated electronically. ANT (animated news titles) came into service on the 7th September, only one month after it had been suggested that it may be possible. Priority was given to the graphic design for the main 9 o'clock news. BBC engineers were able to demonstrate this sequence within a week of starting the project. After the details of the other sequences had been produced it took a further three weeks to implement them.

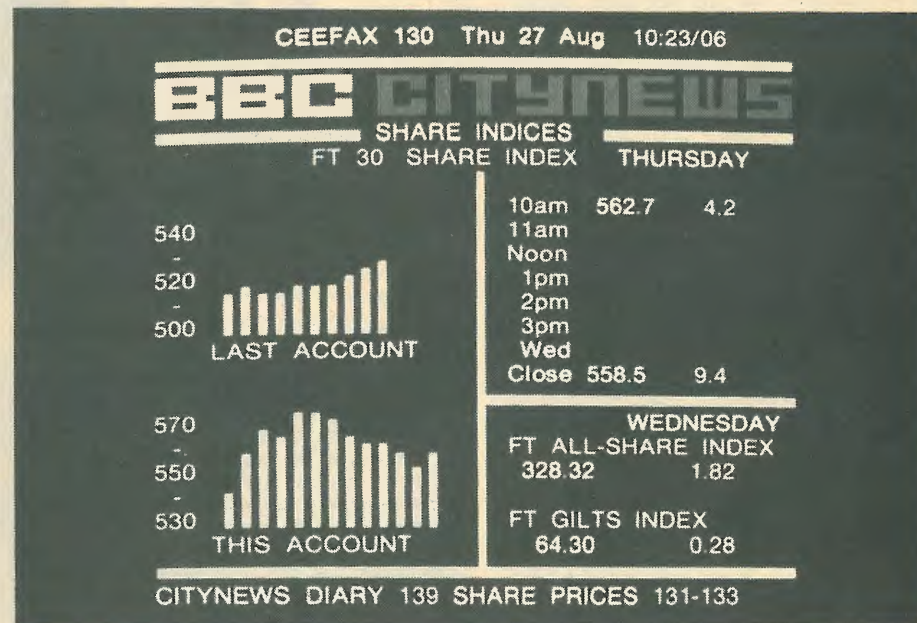
The hardware for the system was based on that used for the BBC2 electronic clock and the animated Open University logo. The equipment needed modification to cater for multiple captions, the generation of 'key' signals so that pictures may be incorporated into the sequences, and for the definition of certain areas in the displays.

The software, which controls the commands and the sequences of the animations, uses only 1kbyte of memory for the programme. It requires another 6kbytes for the data. The data is stored in tables for each step of animation with a look-up table to arrange the actual sequence. Each data table defines only those parts which need to be changed, assuming a current state. This avoids the need to define the whole screen for each step. The microprocessor control is triggered 25 times a second by the display controller and the whole sequence can be started automatically.

● In a programme of work, supported by the Department of Industry, BBC research department has produced equipment to be used to study enhancements to the British teletext system.

One of the early uses of the equipment has been to produce a teletext decoder capable of displaying the normal pages as they are broadcast now, but with a better quality of character generation than is found at present. When the teletext specification was written, five years ago, the shape and style of characters were deliberately left undefined. This was so that as equipment improved, manufacturers could offer a choice of type style.

A photograph of a transmitted Ceefax page using the decoding equipment developed by the BBC Research department to study enhancements to teletext.



## Computers may Dial to each other

The British Standards Institution has published the first Part of DD 75 *The structure and representation of data for interchange at the application level (DIAL)*, a major Draft for Development describing a new system of data interchange that could lead to massive economies for users in industrial, commercial and public sectors. Entitled Part 1 *Recommendations for syntax and basic principles*, the Draft is designed to achieve direct computer-to-computer intercommunication and provides the basis for the first 'language' in the world for general applications, regardless of differences in the equipment used.

At present, communications such as invoices and purchase orders start off on one computer and certainly end up on another in a different organization. It's the bit in between that causes problems. Take, for example, a company which uses a computer to control stocks and order their replenishment. Normally, the order is printed out, put into an envelope and mailed (via a postal service now much more expensive and slower than in pre-computer days), sorted in the recipient's mail room, part processed clerically and then, ultimately, keyed into the organization's computer system.

Note the need for clerical pre-processing and key-entry operations! These happen to be two of the most expensive and error-prone tasks associated with computer systems. And at every stage of this drawn-out programme of events, the order sits waiting for attention. In the circumstances it is hardly surprising that a processing period of three days is considered to be remarkably fast, three weeks is probably typical and three months not unknown. In other words, a slow, tedious and remarkably inefficient process which stems largely from the lack of the

necessary standards that would permit more effective communication.

The major obstacle to direct inter-computer links has always been the absence of a common data language and, hence, incompatibility in the software used by the sender and the receiver, not to mention anomalies in the equipment (eg flexible discs at one end of the line - magnetic tape at the other). Where only one partner is involved, of course, it is not difficult to write programmes that will effect the necessary conversion. But there can be few suppliers with only one customer, or buyers with a single supplier. Nor is it feasible to accommodate additional organizations by writing suites of individual programmes. Quite apart from the prohibitive cost, there are just not enough analysts and programmers available to cope with interchange on this basis.

Obviously, the long-term solution is to adopt standard messages using standard software. Some industries with particularly urgent needs have, in fact, already developed their own standards, notably those now employed in banking and airline computer systems. Currently, some 16 per cent of all clearing bank transactions and probably well over 90 per cent of airline communications are dealt with in this way. Not every group of interests, however, has the necessary expertise to devise independent standards, especially where messages are required to cross sector boundaries.

BSI's new DIAL system aims to provide a common facility to all branches of industry, commerce and administration having access to computer services. Part 1 of the Draft describes a general-purpose language for the interchange of machine-readable data with a minimum of

Spare signalling capacity to control a change of character set was also provided. When new character generators came into use, the decoders would still be compatible with existing transmissions, and existing decoders will continue to function normally.

The BBC equipment is being used to investigate coding methods for high-quality teletext graphics, using the techniques known as 'redefinable characters', 'alphageometric' and 'alphaphotographic' coding. It has already been used to display high quality still pictures at the IEEE Chicago Conference, and at the Berlin Radio Show.

## Broadcasting "radio data"

Details of the BBC's experimental broadcasting of digital signals for programme labelling, called "radio data" (News, September issue), were revealed by Dr S. R. Ely, BBC Research Department, at a recent IERE conference on "Radio receivers and associated systems" at Leeds. (And further information became available in a BBC Research Department report, RD 1981/4 "V.h.f. radio-data: experimental BBC transmissions" June 1981.) The system, developed jointly by the BBC and Televerket of Sweden, has been used on three BBC v.h.f. sound transmitters in the London area, Radio 2, Radio 4 and Radio London, in experiments running since April this year.

The digital data is conveyed on a 57kHz subcarrier which is phase-locked to the third harmonic of the 19kHz pilot tone of the stereo transmission. Frequency tolerance of this subcarrier during stereo broadcasts is  $\pm 6$ Hz. It is added to the stereo multiplex signal (or a monophonic signal) at the input to the v.h.f./f.m. transmitter. Peak deviation of the main carrier due to the 57kHz subcarrier is about  $\pm 2.25$ kHz.

This subcarrier is double-sideband suppressed-carrier, amplitude modulated by the digital data, which has the form of a bi-phase data signal with a bit rate of 1187.5 bit/s. (The method of modulation may be considered as a form of two-phase p.s.k. with a phase deviation of  $\pm 90^\circ$ .) The bit rate is in fact, derived by dividing the transmitted subcarrier frequency by 48. But this division ratio may occasionally be altered to 50 or 46, to facilitate phasing of the transmitted code words, in such a way as to insert or delete one 57kHz cycle in each half of the bi-phase symbol corresponding to a data bit. Data is arranged in 114-bit blocks, giving 625 blocks per minute.

About 35% of the available data channel capacity is being used at present to transmit the most likely types of message required, including the network name (e.g. BBC R4 - see September News picture) in ASCII code for display purposes. The remaining 65% of the capacity is packed with dummy data from a pseudo-random binary sequence generator.

Currently these radio data transmissions are being received by special BBC v.h.f. receivers containing circuitry for demodulating the 57kHz d.s.b.s.c. a.m. signal and decoding the bi-phase digital symbols. The first operation is to recover the 57kHz subcarrier from the suppressed carrier d.s.b. radio data signal. This is then used locally in a synchronous demodulator to recover the digital modulation at 1187.5 bit/s. Before the synchronous demodulator, though, a 57kHz bandpass filter is inserted to

## C.b. legalized

November 2 is the date set by the Home Office for the start of legal c.b. operation in the UK, on the 27MHz and 934MHz bands, using frequency modulation. Licences costing £10 will allow operators to use up to three sets.

The relevant specifications are set out in Home Office publications MPT1320 (27MHz) and MPT1321 (934MHz), obtainable from HMSO at £1.95.

Within a day of the Home Office announcement, *Wireless World* has already received a protest from the Citizens' Band Association, pointing out that the choice of frequencies means that the UK and European systems are incompatible, and claiming that the new standard will render aircraft more vulnerable to interference than the illegal system.

attenuate the comparatively large amplitude sound signal components in the multiplex signal.

The stream of bi-phase digital data is then recovered by a symbol decoder described as an integrate and dump decoder\*. For decoding purposes the 1187.5 bit/s rate must be available locally as a clocksignal. This is obtained by dividing down the recovered 57kHz subcarrier by the 48 divisor mentioned above and correctly phasing the resulting 1187.5 bit/s clock relative to the zero-crossings of the recovered bi-phase coded data stream.

Last year this BBC/Televerket system, together with three other similar ones, from France, Holland and Finland, were field tested in the Bern region of Switzerland, using a Swiss PTT broadcast transmitter in the mountains. In these conditions, all four systems were found to suffer from a high mean bit-error-rate of 10 to 20%. The principal source of errors was thought to be multipath propagation causing programme signals to intrude into the data channels. However, with two of the systems using a high frequency subcarrier (BBC/Televerket on 57kHz and TDF (France) on 58.3314kHz), 70% of data blocks were received without error, as against two systems using lower subcarriers (NOS (Holland) on 16.625kHz and YLE (Finland) on 19.6kHz) which gave only 10% and 27% respectively of data blocks received error-free.

A firm specification for a Western European standardized radio data system will eventually be decided by the EBU.

\* French, R.C. "Error performance of p.s.k. and f.f.s.k. subcarrier data demodulators," *The Radio and Electronic Engineer* 46, 11, pp. 543-548, 1976. Also Norton, J.J. "Drop your costs but not your bits with a Manchester-data decoder," *Electronic Design*, 27, 15, pp. 110-116, 1979.

## Two-way wrist radio by year 2000

A two-way wrist radio will become a reality by the year 2000 as a result of communications satellite developments, according to the Lockheed Missiles & Space Company.

Lockheed engineers in California are developing a 180-foot demonstration version of a communications satellite antenna suitable for transport on the Space Shuttle. Once in space, such an antenna would be unfurled and look much like a huge umbrella. It would act as a highly sensitive receiver of low-power signals from Earth which it would re-broadcast at high levels to designated areas. Thus, a small, low-power radio - even worn on the wrist - using a simple antenna, could transmit voice using the satellite as a signal booster and switchboard that would beam transmissions to selected parts of the earth, such as remote areas without telephone lines.

Other potential uses for the advanced antenna are radiometry - the measuring of temperatures, snowpack, moisture content on Earth - observations of great value to agriculture; radio astronomy, and radio telescope applications.

The antenna with its communication satellite could be launched by the Space Shuttle into a geosynchronous orbit 22,300 miles above the Earth's equator. On site, the antenna would be deployed automatically.

Present communications satellites used in

## Engineers study social implications of technology

Electrical and electronics engineers in the USA are to investigate "the impact of technology on society, including both positive and negative effects, the impact of society on the engineering profession, the history of the societal aspects of electro-technology, and professional, social and economic responsibility in the practice of engineering and its related technology".

These are the stated interests of a new group, the Society on the Social Implications of Technology, now being set up by the IEEE in New York. It will publish a journal, the *IEEE Technology and Society Magazine*, the first issue of which will appear in early 1982. The Society's administrative committee will consist of representatives from each of the IEEE's seven technical divisions together with its own officers and elected representatives. Although it will be interested in ethics and will publish articles on the subject, the new society will not have sole responsibility for developing ethical standards within the IEEE. Further information can be obtained from Robert J. Bogumil, 530 W. 112th St., New York, N.Y. 10025, USA.

Two UK organizations recently set up to study this field are the Technical Change Centre (News, April issue) and the New Technology Research Group at Southampton University (May issue, p.53).

commercial communications, including television, require elaborate antenna systems on Earth. The antenna/satellite system envisaged by Lockheed - because of its great sensitivity and beam-aiming ability - would enable users to communicate nationwide using simple transmitter-receiver units.

## Simulator aids reactor safety

An Advanced Gas-cooled Reactor (AGR) training simulator has been ordered from Marconi Space and Defence Systems (MSDS) to assist in training operators at Hunterston 'B' nuclear power station in Scotland.

The order, which comes from the South of Scotland Electricity Board, is valued at approximately £3 million and results from feasibility studies carried out by MSDS since 1973 for both the SSEB and the Central Electricity Generating Board.

The simulator, which will be the first in the world to provide total realism in terms of accuracy and speed in a nuclear power station control room, is to be installed at the Hunterston 'B' site by mid-1983.

The principles used in the design of the AGR simulator can be used equally for a pressurized water reactor (PWR). The PWR is based on American technology and is similar to that involved in the accident at the Three Mile Island power station, Harrisburg, Pennsylvania two years ago. Marconi hopes to gain significant export orders as well as further orders from the UK in support of the universal drive to maintain high training standards for operators in nuclear power plants.



## LaserVision delayed

When video disc systems were first introduced into the United States, the suppliers were swamped with demands for more and more discs and could not produce them quickly enough. This led to disappointments and disillusion amongst the customers. This is the principal reason why Philips have decided to delay the launch of their LaserVision system in the UK. Originally planned for Autumn 1981, Philips now say that they will "launch in the UK when we have sufficient numbers of discs to support our initial catalogue of titles".

Jimmy Dunkley, the divisional director of LaserVision, admitted that they had some production difficulties at their Blackburn disc pressing plant which he described, rather coyly, as "progressing up the learning curve". In order to meet the higher level of demand for discs which predictions indicate, additional plant is being installed to increase the pressing capacity. Player production has commenced in two factories in Europe to supply the needs of the UK launch.

Philips have also revealed some of their plans for uses of the disc system. Of course it is highly suitable for feature films, but it may also be used, for example to store the contents of a reference book. A large illustrated encyclopaedia can be stored on the 54,000 frames available on each side of a disc and any particular frame can be found and then displayed on the tv screen. Philips are directing their attention to users of instructional, educational and business communication programmes.

Technical details of LaserVision and other disc systems were published in our September issue.

## Microcomputers in schools—free

An enterprising businessman in Berkshire, Mr Len Lewis of Audio Systems Components Ltd, in Theale, has come to an arrangement with the local school whereby he will provide ten Commodore Pet microcomputers for the free use of the school. He gets in exchange the classroom space to hold evening classes for courses in computing for adults.

Mr Lewis told us that his project was not entirely philanthropic since he hoped to break even on the basis of well-attended classes, "but I like to think that any profit will be all the better for knowing that the school children are benefit-



A LaserVision disc at a visual inspection station at the Blackburn disc-pressing plant. Discs are produced under 'clean room' conditions like those needed for integrated circuit production.

ing too". He plans to plough back some of the profits from the evening classes by purchasing peripherals, to finance a users' group and to organise a project team to develop educational software. He also told us that he thought of the scheme after reading our report of the Government's Microcomputers in Schools scheme in the June 1981 issue of *Wireless World*.

## Engineering Council chairman

Electronics engineers will note the fact that the chairman of the new Engineering Council is to be Sir Kenneth Corfield, for, although Sir Kenneth is by training a mechanical engineer, he is of course chairman and chief executive of Standard Telephones and Cables Ltd, the ITT subsidiary. The Engineering Council, which at the time of writing is about to receive a Royal Char-

ter, is the Government's response to the proposals of the much debated Finiston report on the engineering profession. It is widely seen as a watered-down, and cheaper, version of what Finiston wanted (for example, the chairman will be unpaid and part-time) with little real power to make much needed changes. Finiston called for an Engineering Authority that would be a statutory body, funded by the government and with members appointed by the Secretary of State for Industry; it would have been accountable to the government for the use of its statutory powers and for money voted to it by Parliament.

The objects of the new Council will be "to advance education in, and to promote the science and practice of, engineering . . . for the public benefit and thereby to promote industry and commerce" in the UK. Apart from this and other similarly vaguely stated duties, the Council will have the more specific task of forming a register of professional engineers, technician engineers and engineering technicians. Since the existing Engineers' Registration Board is run by the Council of Engineering Institutions, it would appear that the CEI will have to hand over this register — and also its power to award the title "Chartered Engineer" — to the new body. But these transfers will depend on the agreement of the CEI, in the form of a two-thirds majority at an extraordinary general meeting.

## High street battle of personal computers

Two items of news which affect the microcomputer came out at about the same time. One was that the mainframe computer manufacturer, IBM, is to market a micro. There have been many analyses of the impact this will have. The Venture Development Corporation in America, who produce many market analyses, have published a study which indicates that by "placing its seal of approval on low end computers, IBM will spark growth in the market for both personal and small business computers. It will be some time, though, before IBM captures a significant share of the personal computer market. IBM will have to strengthen its position with regard to distribution channels and applications software before Radio Shack [Tandy] and Apple will have anything to worry about". VDC also points out that the [American] home user

thinks that games are of the first importance and that users would not buy a home computer that didn't have Space Invaders. IBM are selling their computer through the Sears Roebuck mail order catalogue and through the US Computerland chain of retail stores.

Another analysis from Gnostics Concept gives a different answer. They suggest that the basic version of the IBM personal computer has a higher specification and a lower price than the Apple II and the full system is also better and cheaper than the Apple III. So the battle has started but at present IBM have no plans to market outside North America.

The UK domestic market is also hotting up, however, with the news that the Sinclair ZX81 is to be sold in selected High Street branches of

W. H. Smith & Son. Boots, Argos and Rumbelows are all planning to test-market the Texas Instruments' TI 99/4. Boots and Smiths are also planning to sell the Commodore VIC 20 computer, but at present there are enough to go round and Commodore will be selling only through computer shops. The VIC 20 has been beset by delays in production and by a lack of software packages to go with it. It is thought that the machine will be launched towards the end of the year.

Another 'dark horse' waiting on the sidelines is the BBC microcomputer which has not been released at the time of writing but offers a high specification at a low price. The BBC plans are to sell through mail order only, but the proliferation of high street outlets might get them to change their minds.

# Display aid for microprocessors

Oscilloscope interface for alphanumeric information

by Dr K. Padmanabhan, Ph.D., M.I.E.E., and A. P. Senthilnathan

When developing, testing or repairing complex digital circuits, particularly microprocessor based systems, a means of displaying information is helpful and often essential. A convenient method of displaying data is on an oscilloscope, and this interface enables up to four lines of information to be displayed simultaneously.

The circuit is connected to the address and data lines of a microprocessor system and provides X and Y inputs suitable for a 5MHz oscilloscope. The design is based on a simple ASCII character generator which uses a dot matrix display. A surplus MK2002 is shown in Fig. 1, but any character generator which gives column outputs can be used. The display comprises four rows of 16 characters, each formed from a 5 × 7 dot matrix. Three dot spaces are used between characters and three line spaces between rows. The display does not use Z-modulation to produce the characters, instead character information is achieved by switching the Y-axis for each dot on a line. This by the simulated display produces a positive and negative image as shown in Fig. 2, and either or both can be viewed by adjusting the Y-shift control.

The circuit uses a 555 clock running at 100kHz for the dot timing, and a 4011 time-base generator operating at around 600Hz for the X-axis line generation. The character generator is provided with ASCII data from a 128 × 8 static r.a.m. and, as the MK2002 is a m.o.s. device, a t.t.l. to m.o.s. interface is provided by two 7426 high-voltage NAND gate i.cs and a 74141 one-of-ten decoder-driver.

Clock pulses are gated to a 4024 7-stage column counter which drives the column decoder through eight steps and changes the column selected for each character. At the end of every 8th count, the r.a.m. address is incremented by the address selector to present the next character on the same row. After accessing and displaying 16 characters on the first line of the first row, the clock gate is disabled by a flip-flop which detects the 128th count from the 4024.

On the next line the clock gate is enabled by the rising edge of the time-base signal and the row counter advances by one. In this way the 4158 advances for ten successive lines, out of which seven provide the display and three provide line spacing. After line 10, the remaining three

```
DATA LOGGING
APPLICATION
CHANNEL 1 = 3.73V
CHANNEL 2 = 150mA
```

```
DATA LOGGING
APPLICATION
CHANNEL 1 = 3.73V
CHANNEL 2 = 150mA
```

rows (10 lines each) follow in the same manner except that the memory address count continues from 16 to 64 because address lines A4 and A5 are connected to the second stage of the 4518. This stage counts up to five because only four rows of characters are used.

Column output information from the MK 2002 is selected during each of the seven lines by a 74151 1-out-of-8 switch which is addressed by the 4518. The lines are shifted below each other by adding weighted outputs from the 4518 and driving the Y-amplifier of the oscilloscope. Video shift information from the 74151 output is also combined by the CA3130.

Data from a microprocessor is fed to the memory by a 74365 unidirectional buffer. Six data lines are used as only six lines are needed for the capital letters in ASCII code. The 64 characters stored in r.a.m. are continuously displayed on the c.r.t. until the data is changed by switching the r.a.m. address to the microprocessor via the 74157 address selector, and enabling the 74365 with the latch output. For storing data, the 7475 is loaded with a 1 and software instructions load the r.a.m. Software then resets the latch by loading a 0 into it which also switches the r.a.m. addresses back to the counters.

The address decoder selects the display r.a.m., which here is given the addresses 0800 to 087F. However, in many microprocessor systems full address decoding is not necessary. Fig. 3 gives an example of the software necessary for

Fig. 2. Dot matrix display format. Because the Y-axis is switched to produce dots on a line, positive and negative displays are shown simultaneously.

displaying data and a legend on four lines in locations 0180 to 01C0 using an 8085 processor.

Part two describes hardware modifications for 8-line operation and programming details for a 2716 character generator.

Fig. 3. Software example for an 8085 processor.

```
PUSH D
PUSH B
PUSH H
SUB A
INC A           Make Accumulator = 1
LXI H 00 18    Point to latch address
MOV M, A       Sets selecting latch
LXI D 00 08    Point to display r.a.m.
MVI B 40
LXI H 80 01
MOV A, M       Store the character in
                r.a.m. address

STAX D
INX D
INX H           Increment memory
                address
                Count for 64
DCR B
JNZ LOOP
SUB A
LXI H 00 18
MOV M, A       Resets the selecting
                latch for counter access
                to r.a.m.

POP H
POP B
POP D
HLT
```



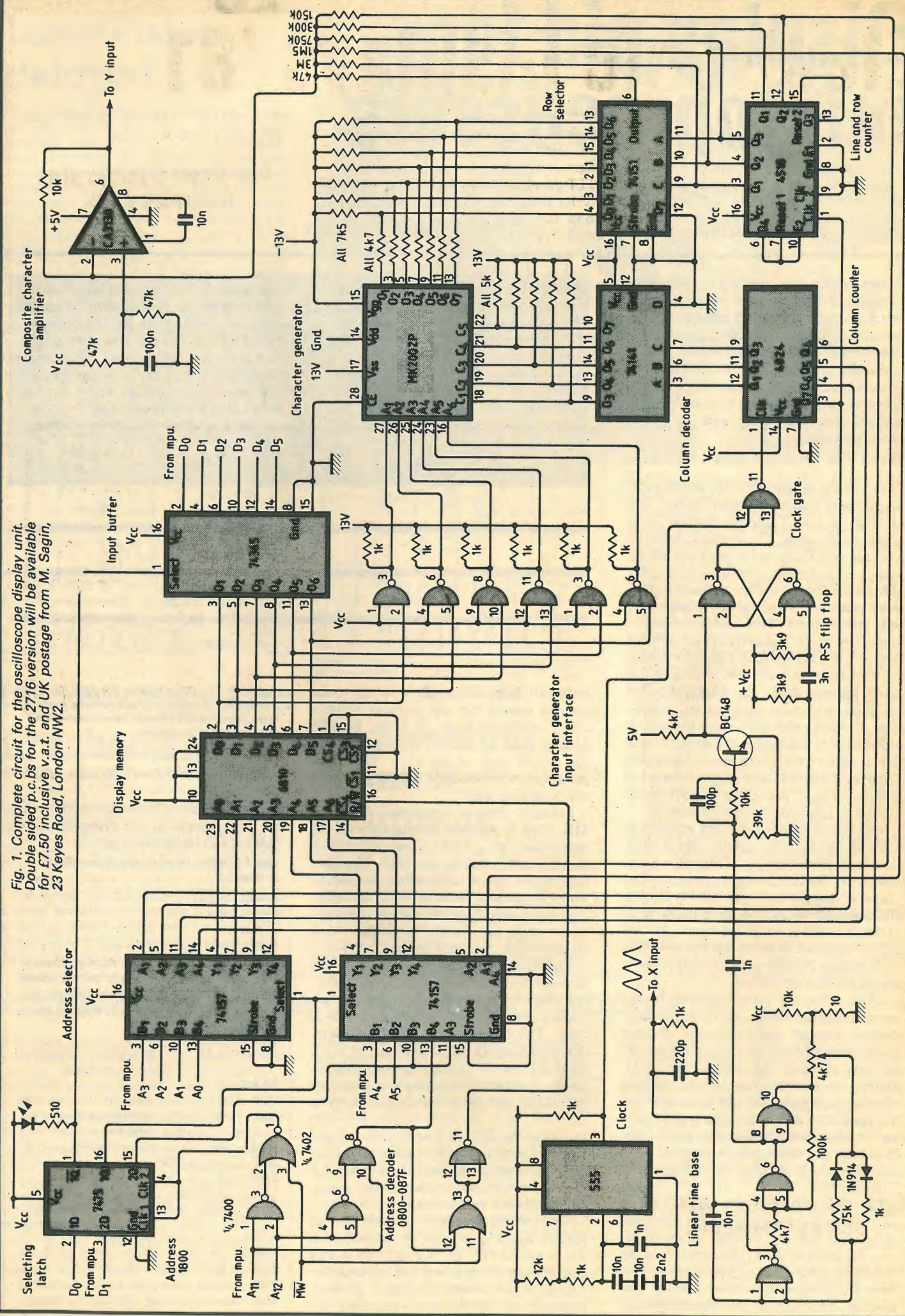


Fig. 1. Complete circuit for the oscilloscope display unit. Double sided p.c.b.s for the 2716 version will be available for £7.50 inclusive v.a.t. and UK postage from M. Segin, 23 Keyes Road, London NW2.

# Electronic Displays '81

With the continued success of Electronic Displays, this year's show was held in the more spacious Kensington Exhibition Centre, and attracted 55 exhibitors. Unlike some other areas of electronics, the display market does not seem to be seriously affected by the economic troubles. Several exhibitors were showing new products which had just been "unpacked" and they could not yet give prices or delivery.

## L.c.ds — the fastest growing technology

Because the traditional weaknesses of liquid crystal displays are steadily being overcome, they are now receiving a great deal of attention from many equipment makers. This trend was reflected by the large number of exhibitors, nearly a third, who were offering custom or ready-made displays. Most development effort at present is aimed at increasing the step-response and temperature range of the fluids, and increasing the size of displays which is

which includes two and four-inch character sizes. These displays are supported with electroluminescent backlights and Bulgin's own range of bezel assemblies.

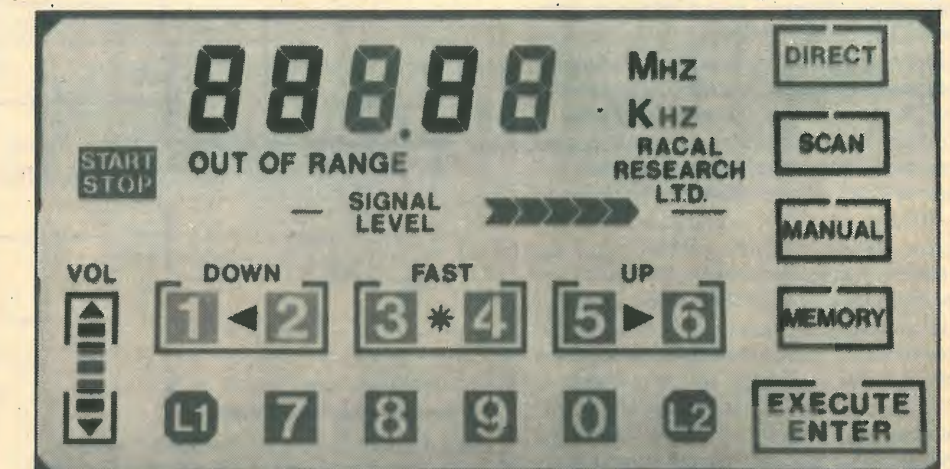
ITT Meridian have recently signed an agreement with the Japanese manufacturer Epson who claim to have produced the first range of long-life l.c.ds. These devices offer an expected lifetime of 100,000 hrs instead of the usual 50,000 hrs. Racal's stand generated a lot of interest following their announcement of a new l.c.d. division which can offer a custom design and manufacturing service for colour and large area displays.

Two innovations from this division are a display electronic module (d.e.m.) and a reconfiguring display/keyboard. D.e.m.


new set of prompts in a similar way to the "menu" on a computer v.d.u.

## Flat-panel displays are replacing c.r.t.s

Flat-panel displays using liquid crystal, electroluminescent and plasma technology were all demonstrated as alternatives to the conventional bulky c.r.t. display. Hitachi, a newcomer to the show, claim to manufacture over 50% of the world l.c.d. output, including flat-panel types. One disappointment, however, was the "non-arrival" of Hitachi's prototype l.c.d. colour television. Exhibits which did arrive included a new range of colour 7-seg-



Flat screen electroluminescent displays from Sharp. ▲ An example of Racal's reconfigurable keyboard/display.



A 235mm square plasma panel from Thomson-CSF which offers a resolution of 512 lines x 512 points.

limited by the sealing process on the glass plates.

Most manufacturers are improving their hermetic sealing technique and consequently are offering much larger display sizes. Several exhibitors were demonstrating 7-segment and dot-matrix displays with character heights above 80mm. Lucid displays announced a new range of devices with an extended temperature range of -30 to +85 deg. C.

## More distributors want a piece of the action

New names in the l.c.d. business include Bulgin, ITT and Racal. Bulgin are now marketing the Data Images (a splinter company from LXD) range of displays

combines a l.c.d. and thick-film technology to produce a single display driver module. The l.c.d. backplane forms a thick-film substrate which carries the necessary circuits to produce, for example, a complete frequency counter and display module. This system allows the display to be used in the transmissive mode without the obstruction of a p.c.b. Racal's reconfiguring display/keyboard combines a l.c.d. with a touch-sensitive switch, when pressed, reconfigures the display to show a

ment displays and a 64x200 dot-matrix display for larger characters. To support their range of displays, Hitachi have also developed a 4-bit c.m.o.s. microprocessor which will directly drive l.c.ds.

G.E.C. have produced an 80-character d.c. electroluminescent display panel which only requires 8 and  $\pm 60V$  supplies. Each of the 80 characters is formed by a 5x7 dot matrix and they are arranged in four rows. The display panel is supplied with two circuit boards which provide supply regulation, data organization, character generation and display drive. A 128-character set is standard, but special character sets can be provided.

A 235mm square a.c. plasma panel from Thomson-CSF comprises 512 lines of 512 points. This panel can be used for displaying graphics where each point is individually addressed. Alternatively, for alphanumeric operation, 64 lines of 85 5x7 characters or 32 lines of 64 7x9 characters can be produced.

The three-day exhibition was supported by a conference which presented 24 papers covering display device technology, teletext, display systems, and display applications. Reprints from these sessions and those presented at the 78, 79 and 80 exhibitions are available from Network, Printers Mews, Market Hill, Buckingham, Bucks.



# C.b. frequency synthesis

Generating 40 channels for 27MHz

by E. F. da Silva, M.Sc., Ph.D.

This article reviews the digital frequency synthesizer systems which can be used to generate the crystal-controlled frequencies required for 40-channel British citizens' band operating at 27 MHz. A practical design is also described which provides 40 channel operation.

The lower and upper frequency limits of c.b. are 27.601250 and 27.991250MHz, with a channel spacing of 10kHz and a frequency tolerance of 1.5kHz per channel. The carrier is frequency modulated with voice transmission and the maximum frequency deviation is 2.5kHz. In addition to the frequencies shown in Table 1, another set of forty frequencies (transmit frequencies and receiver intermediate frequency) must be supplied for the local oscillation in the superheterodyne receiver. In view of the requirements for frequency stability, manually controlled variable-tuning oscillators are not practical and, if direct crystal-controlled oscillators are used, frequency multiplication and/or mixing will generally be necessary to produce the required frequency deviation. Unfortunately, frequency multiplication and mixing produce harmonics and increase the cost, so a cheaper and more practical method is desirable. The availability of high-frequency low-power c.m.o.s. i.c.s now makes frequency synthesis a practical alternative. An ideal synthesizer for c.b. would comprise one or two i.c.s but, as there are no dedicated devices available at present, standard components must be used.

The basic frequency synthesizer as shown in Fig. 1. comprises a voltage-controlled oscillator operating at frequency  $f_0$ . This frequency is divided by a programmable divider-counter  $N$ , to produce a frequency  $f_n$  which is compared with a reference frequency  $f_r$ . The difference between these two frequencies is translated into a d.c. voltage which controls the v.c.o. so that  $f_n = f_r$ . Because  $f_0 = Nf_n = Nf_r$ ,  $f_0$  is locked to the reference frequency by the programmable divider. In practice  $f_r$  is normally chosen to be the frequency channel step or spacing, i.e. 10kHz for 27MHz c.b., or a sub-multiple of the channel spacing so that integer changes in  $N$  will step the output frequency to the required operating frequency.

## Direct synthesis for c.b.

The block diagram of a direct synthesis system, shown in Fig. 2., is similar to Fig. 1. except that a prescaler,  $K$ , is connected between the programmable divider and

Table 1. Allocated frequencies for the 27MHz citizens' band

27.601250	27.701250	27.801250	27.901250
27.611250	27.711250	27.811250	27.911250
27.621250	27.721250	27.821250	27.921250
27.631250	27.731250	27.831250	27.931250
27.641250	27.741250	27.841250	27.941250
27.651250	27.751250	27.851250	27.951250
27.661250	27.761250	27.861250	27.961250
27.671250	27.771250	27.871250	27.971250
27.681250	27.781250	27.881250	27.981250
27.691250	27.791250	27.891250	27.991250

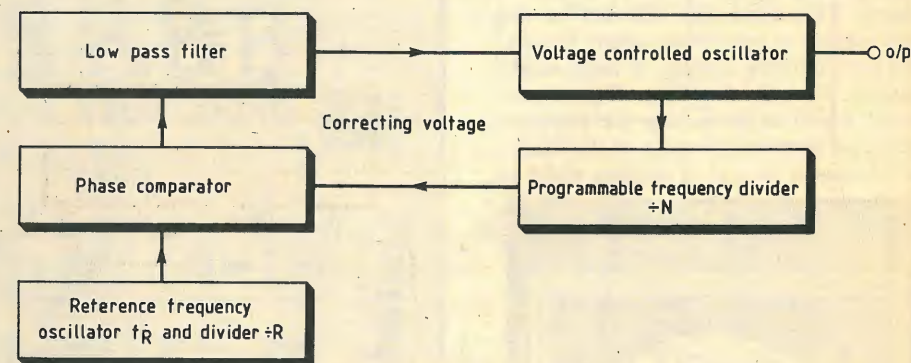


Fig. 1. Basic frequency synthesizer system.

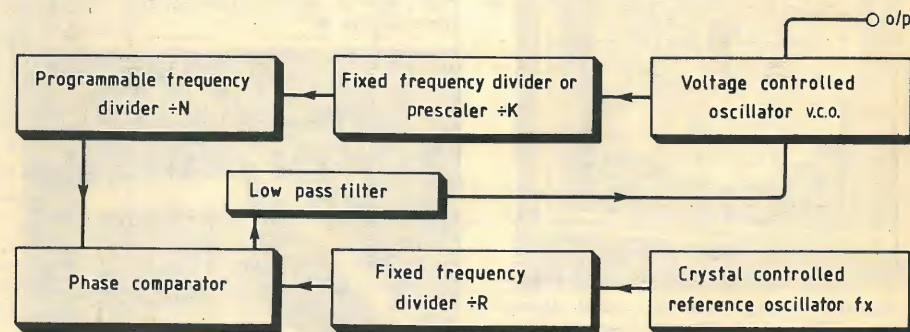
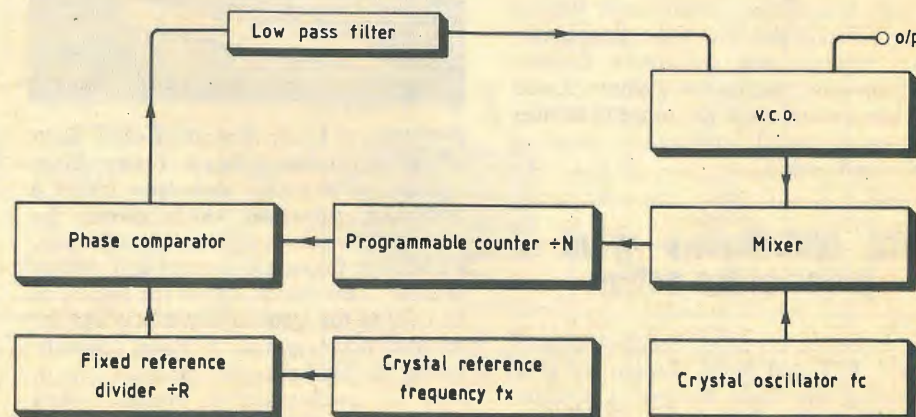


Fig. 2. Direct frequency synthesizer which uses a prescaler between the programmable divider and v.c.o.

Fig. 3. Mixing type of frequency synthesizer. The output frequency is mixed with a crystal oscillator signal to produce an intermediate frequency.



v.c.o. The prescaler is necessary because c.m.o.s. programmable counters are not readily available for direct operation at 27MHz. Also, crystal oscillators operating at a reference frequency of 10kHz are generally bulky and expensive, so it is more

of 22081-22393 to cover the band of transmitting frequencies, and the reference frequency would then be 125Hz. However, this low reference frequency will limit the capture range of the phase comparator, present difficulty in low-pass fil-

is mixed with a 26.591250MHz crystal oscillator,  $f_c$ , to produce an i.f. of 1.4MHz which can be fed directly to the programmable divider-counter. The advantages of such a system are, the reference frequency can be made equal to the channel spacing, a prescaler need not be used for c.m.o.s. programmable counters, the total division factor is greatly reduced which increases the loop bandwidth, more easily divisible frequencies can be chosen and the frequencies are lower, which eases production techniques. A disadvantage is the additional cost of a mixer and crystal oscillator. However, this cost is greatly offset by the saving in logic circuits which would normally be needed to generate the local oscillator signal.

## Local oscillator frequencies

The set of forty local-oscillator frequencies for the transceiver when receiving can be obtained in several ways. The programmable counter can be made to perform an additional count when the transceiver is operating in the receive mode. For example, with  $f_0$  at 27.991250MHz,  $f_r$  at 10kHz, a division ratio of 140, and a receiver i.f. of 460kHz, the local-oscillator frequency must be  $27.991250 + 0.460$ , i.e. 28.451250MHz.

This frequency can be generated by letting  $N$  count initially to 140 (the figure set by the operator), inhibiting its output and then setting  $N$  to count an additional 46 steps ( $460\text{kHz} \div 10\text{kHz}$ ), i.e. a total of  $140 + 46$ . At the end of this count an output pulse is fed to the phase comparator. The additional 46 steps can be produced automatically by using multiplexing devices such as the 4019. This system produces local-oscillator frequencies greater than the transmit frequency by the chosen i.f., but it can be more costly with the additional i.c.s.

An alternative scheme uses early zero detection where, instead of letting the programmable counter reach its full count of 140, the count is stopped at  $140 - 46$ , i.e. the 94th step. Therefore, the frequency  $f_n$  will initially be greater than the reference frequency and it will cause the phase comparator to decrease the v.c.o. frequency until it is 460kHz below its initial frequency of 27.991250MHz.

A third scheme, only applicable to frequency mixing systems, is simply to switch in an alternative crystal which is offset from the transmit frequency by the receiver i.f. This method permits either high or low injection of the receiver local oscillator and is relatively easy to implement.

## Practical circuit

A frequency synthesizer using the mixing method described above is shown in Fig. 4. The crystal reference-oscillator frequency  $f_x$  is produced by a 1MHz crystal. No tuning controls are needed, and the frequency divider chain  $\div R$  is incorporated within the 14568 phase comparator i.c.

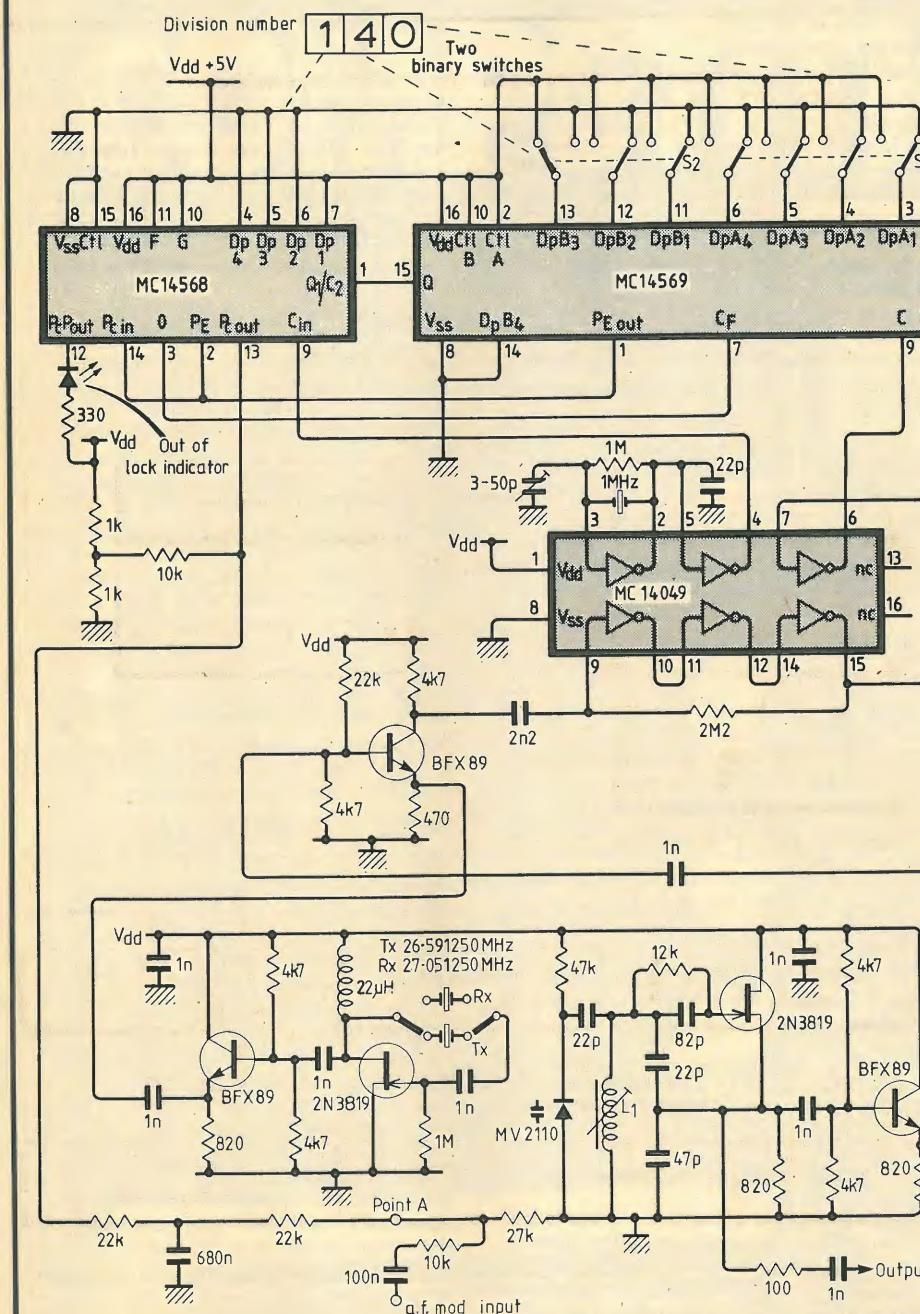


Fig. 4. Practical design for a mixing synthesizer.  $L_1$  is 13 turns of 0.25mm wire on a Neosid A7 assembly.

convenient to use a higher crystal frequency and divide it for the reference frequency.

As mentioned earlier, the channel spacing is 10kHz, the lowest transmit frequency is 27.601250MHz and the highest transmit frequency is 27.991250MHz. The factors of these frequencies are  $2 \times 5 \times 5 \times 5 \times 22081\text{Hz}$ , and  $2 \times 5 \times 5 \times 5 \times 2239\text{Hz}$  respectively. With c.m.o.s. programmable counters restricted to around 10MHz at 5V, a  $\div 10$  prescaler would give programmable-counter ratios

ter and also cause a large change in  $N$  because  $N = (f_{\text{channel}} \div K \div f_r)$ . Therefore, eight steps in  $N$  will be required for each channel change. A similar system has been described by RCA for American citizens' band transceivers.

## Synthesizer mixing methods

A block diagram of a frequency synthesizer using mixing is shown in Fig. 3. The output frequency  $f_0$  high, 27.991250MHz,



The division ratio has been programmed to 100 and the reference frequency is therefore 10kHz. The programmable divider-counter divides over the range 101 to 140. The units and tenth part of the division ratio is incorporated in the 14569 and is controlled externally by binary switches connected to the DpA and DpB inputs respectively. The hundredth part of the programmable counter is incorporated in the 14568 in conjunction with the phase comparator. This part of the counter is hard-wired to divide by 1, so no switch is necessary. The local oscillator frequencies are obtained by switching in the 27.051250 MHz crystal in place of the 26.591250MHz transmit crystal.

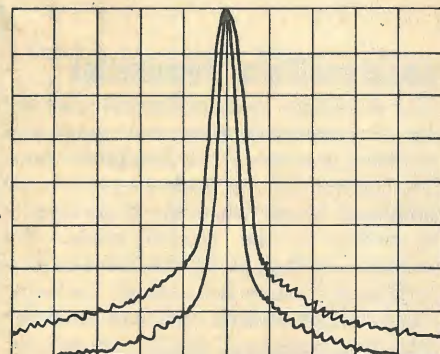


Fig. 5. Typical spectrum around the carrier for the circuit in Fig. 4.

To adjust the synthesizer, set the thumb-wheel switches to 20, i.e. a frequency-division ratio of 120, and check that the transmit crystal is being used. Adjust  $L_1$  in the v.c.o. until the l.e.d. turns off and then set the voltage at point A to 2.6V. If a counter is available, check that the output frequency is 27.791250MHz. Set the programmable counter switches through positions 1 to 40 and check that the frequencies agree with Table 1. Switch in the receive crystal, step the programmable counter switches from 1 to 40 and check that the output frequencies are 460kHz above the corresponding values in Table 1. The synthesizer is now adjusted and should produce a spectrum similar to that shown in Fig. 5.

#### Further reading

1. Home Office Publications, "Open Channel Radio", citizens' band radio, HMSO, July, 1981.
2. Dance, B., "Digital Tuning Systems", *Electronic Industry*, p.41-46, June, 1981.
3. RCA application note ICAN 6374, "Applications of the COS/MOS CD4059 programmable divide by N counter", Digital frequency synthesis for FM tuners and CB transceivers.
4. RCA application note ICAN 6716, "Low Power Digital Frequency Synthesizer utilizing COS/MOS ICs".

# Books

## Semiconductor Data Book,

compiler A. M. Ball

184 pp., paperback

Newnes Technical Books, £5.50

Those familiar with the Radio Valve and Semiconductor Data Book, last published in 1975, will be pleased to know that a new edition — the eleventh — is now published. Valves have finally taken their leave and left the field open for a full range of discrete semiconductor devices.

In format, the book is very similar to its predecessors, giving a number of the most important characteristics against each type number, the main listing being followed by a section on pinout details and list of devices comparable to each type — though this is not cross-indexed.

## Electric Circuit Theory,

by R. Yorke

331pp., hard and paper backs

Pergamon Press Ltd, £13.00 (£6.50)

Dr Yorke's intention was to provide first-year university students with a course of reading on circuit theory "of modest complexity and length". The mathematics needed for an appreciation of the text do not, therefore, extend beyond A-level.

Chapters on a.c. and d.c. circuits by the steady-state and transient analysis of linear circuits in the time and frequency domains by means of exponential and Laplace transforms. Chapters on network analysis include introductions to Kirchhoff, Thevenin and Norton, topology, the superposition theorem and the frequency response of networks with attention to poles and zeros and the Bode plot. The final chapter deals with the transmission of power in polyphase lines.

Throughout the book, the author is careful to include a large number of problems (answers given) and a short bibliography is provided.

## Radio and Television Servicing,

Ed: R. N. Wainwright.

815pp., hardback

Macdonald, £17.50

This is the latest in a long series of books well known to those engaged in repairing domestic receivers. It consists of manufacturers' servicing information — circuit diagrams and alignment details at least and, in some cases, a more detailed description — of several hundred 1980/81 models of radio and television receiver, clocks, tape recorders and music centres from most of the manufacturers, with a supplement containing information which has appeared since the data sheets were published.

## Computer Consciousness,

by H. D. Covey and N. H. McAlister

212 pp., paperback

Addison-Wesley, \$4.95

Computers are complicated devices; and people are jealous of status. The two together have established a new social class of computer pundit, in whose interest it is to baffle the public with computerspeak. In turn, this has led to the appearance of a great number of books which set out to dispel the fog and explain computers

in simple terms. This is one such book.

Unfortunately, since computers are indeed complicated, it is barely possible to explain them simply. No amount of weird cartoons or whimsical headings will make the subject easier to understand. This is a tentative book: in common with far too many of its kind, it spends much of its time looking at computers from a distance without ever coming into contact with them, and gives the feeling of listening to an endless overture when one would really like the opera to begin.

Faced with a computer, most lay people (to whom this book is directly addressed) will ask "What will it do?" They will not find the answer here — there is much vague generalization and background, but not much to help a businessman decide whether a computer would assist him or not. There is a need for a text which will debunk the subject in a helpful and concrete manner. This is not it.

## Linear Integrated Circuits

by Sol D. Prenskey and Arthur H. Seidman.

336 pp., hardback

Prentice/Hall International, £14.95

This is a practical book on the applications of linear i.c.s for the engineer or technician written at about the same level as *Wireless World*. It covers op-amps, including testing and bread-board work, power amplifiers, consumer and communications circuits, regulators, digital interfacing, phase-locked loops, and a-d and d-a conversion. An appendix lists commercial devices by type number and gives one-line descriptions and cross-references with the text. Much of the material appears to have been obtained from manufacturers' application notes. Seidman is a professor of electrical engineering and the book is an expansion of an earlier manual by Prenskey, now deceased.

## Analog I/O Design

by Patrick H. Garrett. 272 pp., hardback

Prentice/Hall International, £16.45

With the increasing use of digital computers to process information in electronic systems, there is a new field of technology growing up concerned with making analogue devices and circuits work in conjunction with them. This book is on the design of analogue systems primarily for computer input and output applications. It is written to provide both a one-term course on analogue application and computer interfacing for students and a reference work on detailed design for practising engineers. Most chapters end with a set of problems. The book covers instrumentation amplifiers, active filter design, transducers, analogue signal processing, data conversion devices including a-d and d-a, and reconstructing the original signals from digital outputs. Three experiments are given in appendices.

## High-frequency Application of Semiconductor Devices

by Ferenc Kovacs. 391 pp., hardback

Elsevier, 78 US dollars

Written by a Hungarian author from a research institute in Budapest, this expensive book is a fairly deep and rather academic treatment of the operation of discrete and integrated semiconductor devices at high frequencies. Basic design principles of many practical circuits are discussed in the 24 chapters. The bulk of the space is given to amplification, and the remainder to oscillators, frequency converters, multipliers etc. The book is well illustrated and has numerous tables and mathematical analysis. It has an extensive, 15-page list of references.

# ONE UP ON THE COMPETITION.

Introducing the first 4½ digit handheld DMM in a market that's been the exclusive domain of 3½ digit models. Until now...

The new Keithley 135.

Combining outstanding specification with impeccable performance. And confirming Keithley's position as a major innovator in D.M.M. technology:

- 0.05% DCV accuracy
- Five functions
- Low battery indicator
- Full overload protection: 1000V max DCV, 1000V peak ACV, 300V max Ohms
- 10 amp range
- ACV bandwidth to 20 kHz

Need a bench unit? Then take a look at the new Keithley 176. Five functions, 4½ digits,  $\pm 0.05\%$ , DCV accuracy, and full function annunciators. Built up to a standard — not down to a price. Yet the 176 gives quality, 4½ digit performance at a cost some 3½ digit manufacturers would dearly love to match.

To find out more, fill in the coupon. And see what keeps Keithley one step ahead.



## KEITHLEY

Keithley Instruments Ltd

1 Boulton Road Reading Berkshire RG2 0NL

Telephone (0734) 861287

Telex 847047

WW - 068 FOR FURTHER DETAILS

I'm interested. Please send me your brochures on  
☐ The Keithley 135 ☐ The Keithley 176 ☐ The Keithley Range

Name \_\_\_\_\_ Position \_\_\_\_\_  
 Company \_\_\_\_\_  
 Address \_\_\_\_\_  
 Tel \_\_\_\_\_




## CX80 COLOUR MATRIX PRINTER

£895 + V.A.T.

At last a low-cost Colour Matrix Printer for Text, Graphics, Histograms, Colour VDU Dumps, etc.

Colour printout is quickly assimilated, makes graphics more understandable and is an ideal medium for the presentation of complex data or concepts.



Compatible with most microprocessors, prints in 7 colours – sophisticated internal programme makes the CX80 easy to use.

Dot Addressable + 15 user programmable characters, 96 ASCII and 64 graphics characters in rom. Centronics interface with RS232 and IEEE488 options.

The CX80 is a product of our own design and development laboratories. It represents a British breakthrough in colour printer technology. Colour brochure on request. OEM pricing available.

## NRDC-AMBISONIC UHJ SURROUND SOUND DECODER



The first ever kit specially produced by Integrex for this British NRDC backed surround sound system which is the result of 7 years' research by the Ambisonic team. W.W. July, Aug., '77. The unit is designed to decode not only UHJ but virtually all other 'quadrophonic' systems (Not CD4), including the new BBC HJ. 10 input selections. The decoder is linear throughout and does not rely on listener fatiguing logic enhancement techniques. Both 2 or 2 input signals and 4 or 6 output signals are provided in this most versatile unit. Complete with mains power supply, wooden cabinet, panel, knobs, etc.

Complete kit, including licence fee £57.70 + VAT or ready built and tested £76.95 + VAT

## INTRUDER 1 Mk. 2 RADAR ALARM

With Home Office Type approval

The original "Wireless World" published Intruder 1 has been re-designed by Integrex to incorporate several new features, along with improved performance. The kit is even easier to build. The internal audible alarm turns off after approximately 40 seconds and the unit re-arms. 240V ac mains or 12V battery operated. Disguised as a hard-backed book. Detection range up to 45 feet. Internal mains rated voltage free contacts for external bells etc.

Complete kit £52.50 plus VAT, or ready built and tested £68.50 plus VAT.

## Wireless World Dolby noise reducer

Trademark of Dolby Laboratories Inc.



Complete Kit PRICE: £49.95 + VAT (3 head model available)

Also available ready built and tested ..... Price £67.50 + VAT

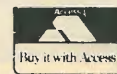
Calibration tapes are available for open-reel use and for cassette (specify which) ..... Price £2.75 + VAT

All kits are carriage free

# INTEGREX LIMITED

Please send SAE for complete lists and specifications

Portwood Industrial Estate, Church Gresley,  
Burton-on-Trent, Staffs DE11 9PT  
Burton-on-Trent (0283) 215432 Telex 377106



# Diode function generation

Simple strategy for choosing break-points

by Muhammad Taher Abuelma'atti, B.Sc., Ph.D., University of Riyadh

This strategy for picking the necessary break-points in designing a diode-resistor networks avoids negative resistance values in the result which saves computational time. This simplifies diode-resistor network design and makes it more systematic than previously.

Resistor-diode networks are often designed to meet a given non-linear input-output specification. While modelling diodes with the diode equation gives a solution which is both accurate and general<sup>1,2</sup>, the choice of break-points becomes a problem where the input is limited<sup>1</sup> ( $V_{in} \leq 10V$ ), especially for highly non-linear functions. Contrary to the ideal diode model<sup>3</sup> where any two points on a curve such as Fig. 1 can be connected by a straight line, it becomes obvious using the diode equation that if two points are chosen too close together they cannot be realised. If two points are realised close together this sets up a condition whereby the next points cannot be realised<sup>1</sup>. This is mainly due to the need for negative resistance values which are not practically feasible. To avoid this difficulty a simple strategy for picking the break-points is needed.

### Convex non-linearities

The non-linear input-output characteristic of Fig. 1(a) can be met by the diode-resistor network shown in Fig. 2(a). Design equations, rewritten from Bello<sup>1</sup>, are

$$R_{2i} = R_{1i} \left[ \frac{V_{DC}}{V_{2i}} - 1 \right], \quad i=1 \rightarrow N \quad (1)$$

$$I_{Di} = I_0 [\exp(V_{Di}/\eta V_T) - 1], \quad i=1 \rightarrow N$$

$$\frac{V_{1i+1} - V_{2i+1}}{R_A} = \sum_{j=1}^i I_{Dj} + \frac{V_{2i+1}}{R_B}, \quad i=1 \rightarrow N$$

$$\frac{V_{2i+1} - V_{DC} - V_{Dj}}{R_{2j}} + \frac{V_{2i+1} - V_{Dj}}{R_{1j}} = I_{Dj} \quad j=1 \rightarrow i, \quad i=1 \rightarrow N. \quad (2)$$

For the  $i$ th diode initial conditions in equation are taken from the  $(i-1)$ th calculation ( $i > 2$ ). Combining equation (2) written for  $j=1$  and with equation (1) solving for  $R_{1i}$  in terms of known quantities gives

$$R_{1i} = \frac{V_{DC}}{I_{Di}} \frac{V_{2i+1} - V_{2i} - V_{Di}}{V_{DC} - V_{2i}}, \quad i=1 \rightarrow N. \quad (3)$$

For  $R_{1i}$  and  $R_{2i}$  to be positive, equations (1) and (3) show that the following two conditions must be satisfied:

$$V_{DC} > V_{2i} \text{ and } V_{2i+1} - V_{2i} > V_{Di}, \quad i=1 \rightarrow N.$$

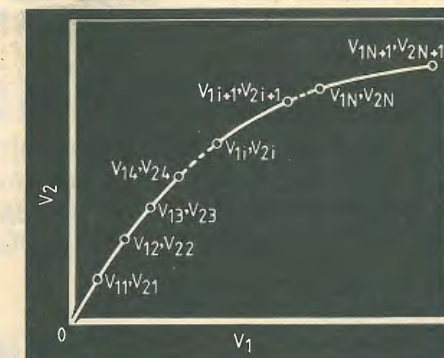


Fig. 1. Monotonically increasing non-linear characteristics, with  $N+1$  break-points, synthesized by diode-resistor networks.

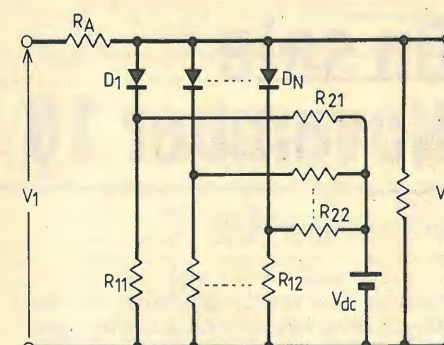
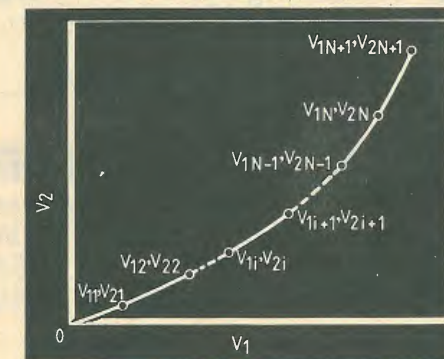
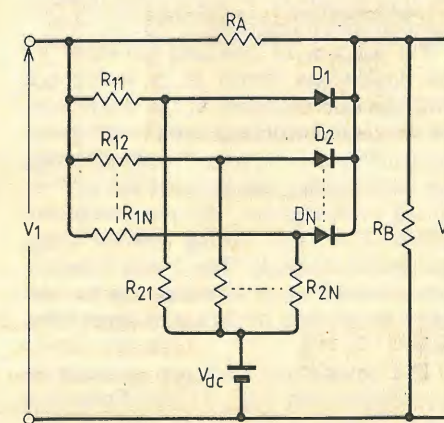


Fig. 2(a) Diode-resistor network for realising monotonically increasing convex characteristic of the type shown in Fig. 1(a). (b) Diode-resistor network for realising monotonically increasing concave characteristic of the type shown in Fig. 1(b).



This means that the supply voltage must be greater than the maximum output voltage. Also the break points must be chosen so that the difference between output voltages at two successive break-points will be greater than the voltage drop across the conducting diode (about 0.2V for Ge and 0.6V for Si diodes).

This strategy was extensively used to design diode-resistor networks to meet given monotonically increasing convex characteristics. Fig. 3(a) shows a typical example for meeting the non-linear function

$$V_o = V_i - 0.04V_i^3 + 0.001V_i^5$$

with maximum input voltage of 4V.

### Concave non-linearities

The non-linear input-output characteristic of Fig. 1(b) can be met by the diode-resistor network of Fig. 2(b). Design equations, rewritten in a generalized form from Abuelma'atti<sup>2</sup>, are

$$R_{2i} = R_{1i} \frac{V_{2i} + V_{DC}}{V_{1i} - V_{2i}}, \quad i=1 \rightarrow N \quad (4)$$

$$\frac{V_{2i+1}}{R_B} = \frac{V_{1i+1} - V_{2i+1}}{R_A} + \sum_{j=1}^i I_{Dj}, \quad i=1 \rightarrow N$$

$$I_{Di} = I_0 [\exp(V_{Di}/\eta V_T) - 1], \quad i=1 \rightarrow N$$

$$= \frac{V_{1i+1} - V_{2i+1} - V_{Dj}}{R_{1j}}, \quad j=1 \rightarrow i, \quad i=1 \rightarrow N. \quad (5)$$

$$\frac{V_{2i+1} + V_{Dj} + V_{DC} + I_{Dj}}{R_{2j}}$$

For the  $i$ th diode, initial conditions in equation (5) are taken from the  $(i-1)$ th calculation. Combining equation (5) written for  $j=i$  with equation (4) for  $R_{1i}$  in terms of known quantities gives

$$R_{1i} I_{Di} = \frac{V_{1i+1} - V_{2i+1} - V_{Di} - (V_{2i+1} + V_{Di} + V_{DC})(V_{1i} - V_{2i})}{V_{2i} + V_{DC}}$$

If the supply voltage  $V_{DC}$  is chosen so that  $V_{DC} \gg V_{2i+1} + V_{Di}$  (6)

then

$$R_{1i} I_{Di} \approx V_{1i+1} - V_{2i+1} - V_{Di} - V_{1i} + V_{2i}. \quad (7)$$

For  $R_{1i}$  and  $R_{2i}$  to be positive equations (4), (6) and (7) show that the supply voltage must be sufficiently larger than the



maximum output voltage, and the break-points must be so chosen that the difference between input voltages of two successive points is greater than the difference

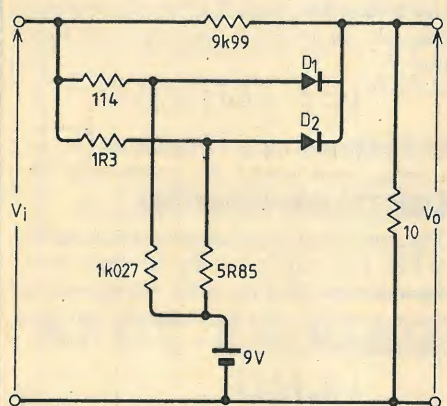
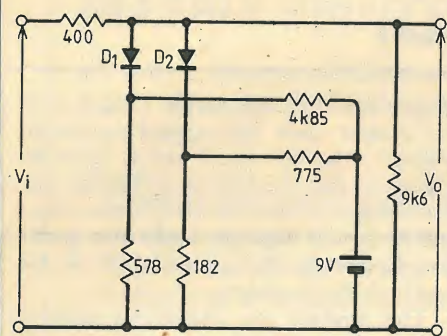


Fig. 3(a) Diode-resistor network for realising function with maximum input voltage of 4V. (b) Diode-resistor network for realising the function  $V_o = V_i - 0.04V_i^2 + 0.001 V_i^3$  with maximum input 3.5V. Diodes are type 1N5404.

between the corresponding output voltages by an amount at least equal to the voltage drop across the conducting diode.

This strategy was extensively used to design diode-resistor networks to meet given monotonically increasing concave characteristics. Fig. 3(b) shows a typical example where the non-linear characteristic was expressed by

$$V_o = 0.001V_i^3$$

with maximum input voltage of 3.5V.

The means of selecting break points for diode-resistor networks presented here is intended to simplify the design of function generators. Networks for monotonically increasing concave and convex functions illustrate the validity of the selection procedure.

#### References

1. V. G. Bello. Design of a diode function generator using the diode equation and iteration, *IEEE Transactions on Circuit Theory*, vol. CT-19, March 1972, pp. 213/4.
2. M. T. Abuelma'atti. Synthesis of a concave monotonically increasing function using the diode equation model, *International Journal of Electronics*, in press.
3. A. E. Crump. Diode function generators, *Wireless World*, vol. 73, December 1967, pp. 594-8.

## IN OUR NEXT ISSUE

**Millimetre-wave lens aerials.** An easier way of constructing metal plate refractor aerials, which hitherto have not been popular because of manufacturing difficulties. Dr Ken Smith gives design and construction details for aerials in the 20-30GHz region.

**Understanding light units.** Electronics engineers are having to use optical devices and techniques more and more but have difficulty in understanding the various units for measuring light. This interpretive guide is written specially to help them.

**Direct digital frequency synthesizer** generates sine waves in numerical steps, a 1MHz output, for example, being produced by stepping through the sine table at a rate of 45° every 125ns and feeding the result into a d-a converter. Range: 0-3MHz.

## On sale November 18

continued from page 49

Having first set the overhang, the cartridge is then twisted round slightly until the two sighting holes at 110 and 49 mm radii both align with the centre of the turntable spindle as the arm is swung inwards. Due to the offset of the overhang-setting slot, this twisting round of the cartridge may slightly alter the overhang, but the appropriate correction is easily made in a second shot if necessary.

The amount of overhang provided by the dimensions shown is in accordance with the rule proposed in the above article:  $h = 2600/C$  where  $C$  is from arm pivot to turntable axis, in mm. Needless to say, the basic design can be used for any required overhang rule, the position of the slotted hole and setting marks being changed accordingly. The 2 mm holes are only intended to act as setting marks, and could be omitted in favour of short cross lines.

The author has made up a gauge in accordance with Fig. 2, and finds it a major improvement. He can now be cer-

tain, for the first time, that the required cartridge position and offset angle are correct to something within 1° of error, whereas previously an error of several degrees would have been possible.

● **Cartridge alignment problem.** A misunderstanding over whether author's corrections had been incorporated into proofs led to errors which must have made understanding R. J. Gilson's October article difficult. Figure numbers were omitted and although the diagrams were in the right order some of the text references were incorrect. On page 60 column 1, read Fig. 2 in line 5 for Fig. 1, Fig. 2 for Fig. 3, and in column 3, Fig. 2 for the lower reference to Fig. 3. Take the multiplication signs for addition signs in the Appendix on page 61, formulae 4 a, b and c, and also prior to 2 & 2.5° on page 60, column 1. Also in the Appendix, for the upper formula 1, read  $(L^2 + R^2 - C^2)/2LR$ , whilst in formula 4c  $\beta_{in}$  should have been  $\beta_1$ . Just below the Appendix in column 3, insert a stop after 13mm to end that sentence. Apologies to Mr Gilson for this marring of his constructive review of the tracking problem.

# Multichannel digital tape recorder

Design requirements of the digital circuitry

by A. J. Ewins, B.Tech., Research Laboratories, London Transport

In the first part of this article, the author described the aims and design concept of this economical instrumentation recorder, which employs a modified audio cassette deck with added digital electronics. In this second part, the additional circuitry is outlined.

Having determined the number of channels per track of the tape-recorder, the number of bits per data word, the length of the sync. word, and the data and tape-clock frequencies, the digital circuitry could now be designed. Figure 2 shows the main body of the recording circuitry in block form, the heart of which is the block marked 'control circuitry'. Starting with a crystal-controlled oscillator of 3.2768 MHz, this circuitry generates the two clock frequencies, DC and TC, which are divided down and operated on by various logic elements to generate the numerous pulse trains that control the flow and direction of the serial data. The inverse clocks outputs,  $\overline{DC}$  and  $\overline{TC}$ , clock the serial data through the various shift registers. In this way, all gates and switches are opened or closed on negative transitions of  $\overline{DC}$  or  $\overline{TC}$ , whilst the serial data advances on positive transitions. A reset pulse is generated every 72 cycles of DC (or 80 cycles of TC) and serves to synchronize the various logic elements of the control circuitry.

An example of some of the pulse sequences produced by the control circuitry is shown in Fig. 3. This illustrates the control of the clock pulses as seen by the two 72-stage temporary buffers (store 1 and store 2) and the sync. word buffer. Store 1 is shown being filled with serial data under the control of  $\overline{DC}$ , up to the moment of reset, and then being emptied under the control of  $\overline{TC}$ . Store 2 is shown being emptied under the control of  $\overline{TC}$  up to the moment of the 72nd pulse. Having emptied store 2, the remaining eight pulses of  $\overline{TC}$ , up to the moment of reset, are used to empty the sync. word buffer. After reset, store 2 is then filled with data under the control of  $\overline{DC}$ . In this way, the sync. word is inserted into the data stream every 72 bits or six data words. A frame of data thus consists of one sync. word followed by six data words, one for each channel sampled. The eight bits of the sync. word are permanently present at the parallel inputs of the 8 bit shift register, and the control circuitry controls the re-entry of these 8 bits into the register once the sync.

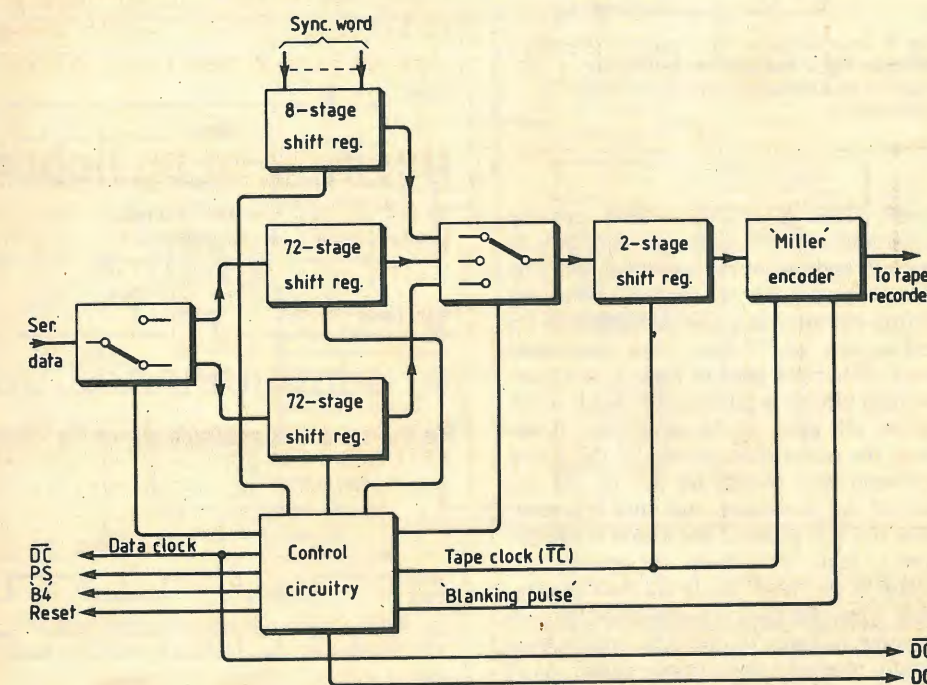


Fig. 2. Main part of recording circuitry, which controls data flow to recorder.

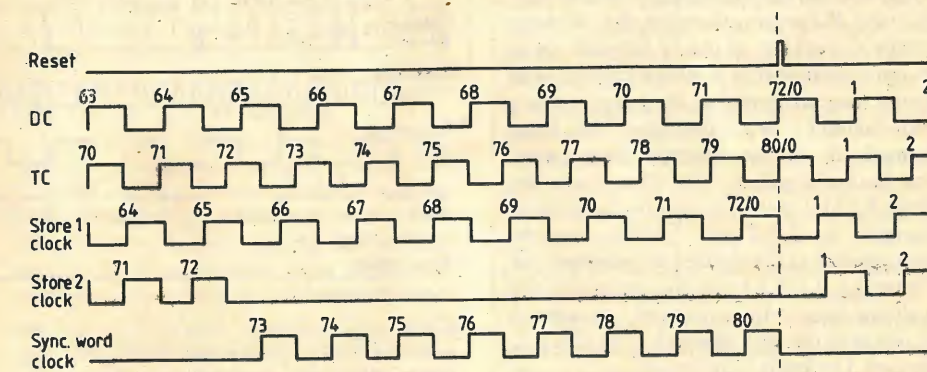


Fig. 3. Pulse trains generated by system in Fig. 2, showing sync. word being inserted into data after 72 bits in store 2.

word has been serially inserted into the data stream.

The control circuitry also generates four sequences of logic pulses,  $\overline{DC}$ , PS, 'B4' and RESET, which go to the preceding stage (Fig 4) to control the multiplexing of the six analogue channels, the digitization of the selected channel and its conversion from parallel to serial form. Figure 5 shows the logical sequence of control pulses, RESET, PS, 'B4' and  $\overline{DC}$ , together with the DATA READY pulse,

$\overline{DR}$ , generated by the analogue-to-digital converter. The RESET pulse is the same as that referred to earlier and occurs every six data words. Having initially synchronized the analogue multiplexer, its continuing presence checks that the multiplexer is always in its original state at the start of each data frame. PS is the parallel/serial control pulse to the 12 bit shift register. When at the logic 1 level, a positive transition at the clock input transfers the data present on the parallel inputs into the re-



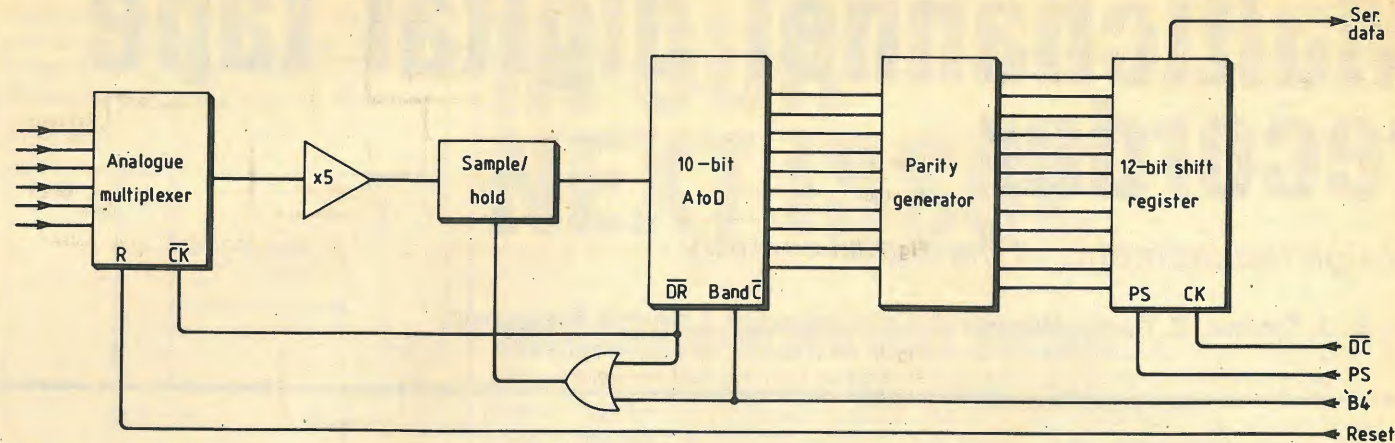


Fig. 4. Four outputs from 'control circuitry' block in Fig. 2 are used to multiplex, digitize and serialize data in six input channels.

gister. When at the logic 0 level, positive transitions of  $\overline{DC}$  transfer the data serially through and out of the shift register. The control pulse B4 is derived from the control circuitry in a similar fashion to PS and occurs, as PS does, once every data word. When B4 goes to logic 1, the sample/hold circuit is put into its 'hold' mode via the OR gate. At the same time, it initiates the conversion process of the a-to-d converter and blanks its output. At the start of the conversion and until it is complete the  $\overline{DR}$  pulse of the a-to-d converter goes to logic '1' to keep the sample/hold circuit in the 'hold' mode via the OR gate. Only when the data is ready and  $\overline{DR}$  goes negative to logic '0' does the sample/hold circuit revert to the sample mode. As it does so, the analogue multiplexer is clocked to sample the next analogue channel.

Because of the sequencing of the RESET and PS pulses, the data that is being serially shifted out of the 12 bit shift register immediately after a RESET pulse (and during the conversion of the analogue data from channel 1) is the last data word, from channel six, of the previous data frame. The resulting sequence of data words between RESET pulses is thus in the order of channels 6,1,2,3,4 and 5. This may be resequenced to the desired arrangement of channels 1,2,3,4,5 and 6 by connecting the analogue output from channel 1 to input 6 of the multiplexer, channel 2 to input 1, channel 3 to input 2, and so on.

Referring back to Fig 2, it will be seen that a small 2-stage shift register is placed immediately after the switch gating the output from the two storage buffers and the sync. word buffer. This register is included to remove the undesirable changes in logic level that might otherwise occur as the outputs from these buffers are switched. Remember, the serial data is clocked out of the buffers on the positive transitions of TC and therefore changes in the logic level should only occur at these instances. The switch selects the appropriate buffer on the negative transition of TC, producing possible logic level changes at the wrong moment. Without the 2-stage shift register in between the gate and the

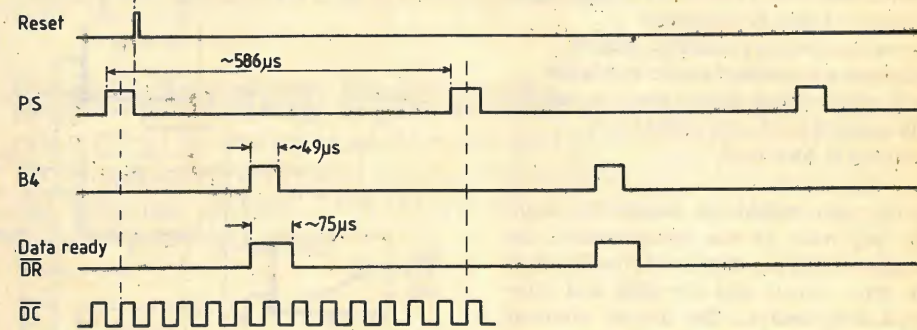


Fig. 5. Timing of control pulses from Fig. 2 system, used to control circuit in Fig. 4.

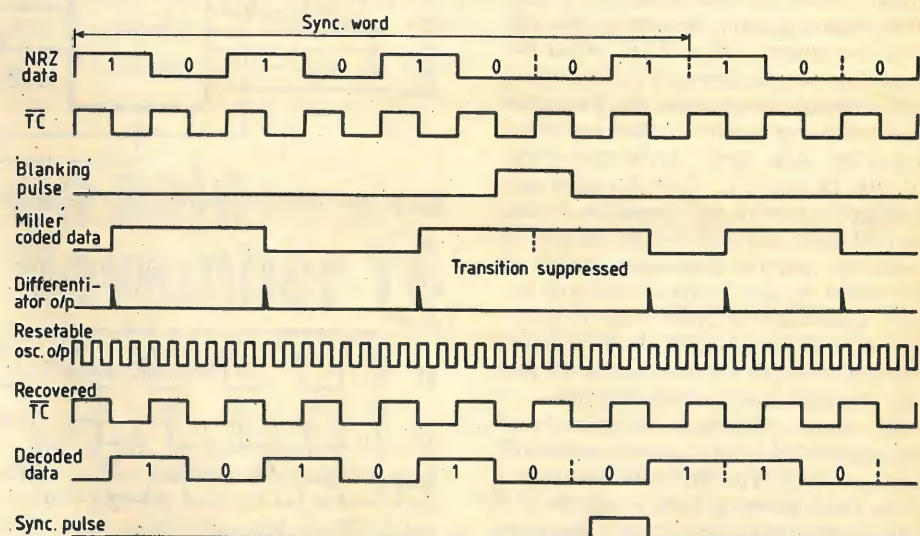


Fig. 6. Sequence 1001 must be used in sync. word to generate sync. pulse on replay. Blanking pulse suppresses a transition, causing a 'gap' which is used to generate pulse. Rest of waveforms are used by Miller decoder, which produces recovered data, recovered tape clock and a sync. pulse at its output.

Miller encoder, the Miller encoder would incorrectly interpret these logic level changes.

As mentioned earlier, it was decided that the sync. word should be 8 bits long and include the sequence 1,0,1. In order that the sync. word may be recognized on playback and decoding of the serial stream (it is quite possible for the sync. word sequence to occur within the normal data

stream) it is also essential that it includes the sequence 1,0,0,1. The need for the 1,0,1 and 1,0,0,1 sequences could be satisfied by a six-bit sync. word consisting of 1,0,1,0,0,1. However, since it was necessary for it to be 8 bits long it was chosen to be 1,0,1,0,1,0,0,1.

The need for the sequence 1,0,0,1 can be best explained by examination of the various pulse trains shown in Fig. 6. These are generated during the encoding and decoding of the NRZ serial data and are shown in their correct time sequence. The first row is an example of the NRZ serial data that emerges from the 2-stage shift register of Fig. 2 immediately before encoding. The third row shows a blanking pulse that is generated once every complete data frame (i.e. 80 cycles of TC) and

coincides with the centre of the 1,0,0,1 sequence in the sync. word. The blanking pulse is fed to the Miller encoder and suppresses the transition that would normally take place at the centre of the two zero bit cells of the 1,0,0,1 sequence. The suppression of this transition creates a unique gap in the Miller coded transitions, as shown in row four, and is used on replay to generate a synchronizing pulse. This sync. pulse is shown in correct relation to the decoded data stream in the last row of Fig. 6.

The remaining pulse trains of Fig. 6 are associated with the block-circuit diagram of Fig. 7, which shows the tape-recorder interface circuit (the peak detector), a differentiator, resettable oscillator and Miller decoder. During recording, the Miller-coded data stream is presented to the recording electronics of the tape-recorder without any attempt at reshaping. However, upon replay the Miller-coded data looks like a series of positive and negative peaks (associated with the original positive and negative transitions) due to the frequency-response characteristics of the tape-recorder circuits. The peak detector detects these peaks and reconstructs the data to look exactly like the original Miller-coded data. The recovered Miller-coded data is then differentiated to produce a series of short-duration, positive pulses, associated with every positive or negative transition (see row 5, Fig. 6). These pulses synchronize a resettable oscillator running at four times the frequency of the recovered tape clock. The outputs from both the differentiator and the resettable oscillator are fed to the Miller decoder. Apart from the decoded serial data, the outputs from the Miller decoder are the recovered tape clock, RTC, and a sync. pulse.

The three pulse trains, shown in the last three rows of Fig. 6, together with the crystal-controlled data clock, DC and DC from the recording stages, are fed to the circuit shown in Fig. 8, which is the block diagram of the four temporary storage buffers (72-stage shift registers), an 8-stage shift register and the associated control circuitry. As directed by the control circuitry, the temporary storage buffers receive the serial data under the control of the recovered tape clock. Both the serial data and RTC contain wow and flutter from the tape recorder, but will remain in sync. with each other provided the wow and flutter content does not rise above about 6%. The serial data first passes through the 8-stage shift register, which has parallel outputs so that as the 8 bit sync. word passes through it may be recognised by the control circuitry. Providing this recognition coincides with the recovered sync. pulse produced by the Miller decoder, an overall sync. pulse is produced that aligns the logic elements of the control circuitry in their correct sequence of operation.

The four temporary storage buffers are filled with data in sequence. Eighty RTC clock pulses clock a complete data frame into a buffer, and as each buffer is only 72 bits long, the leading sync. word passes all

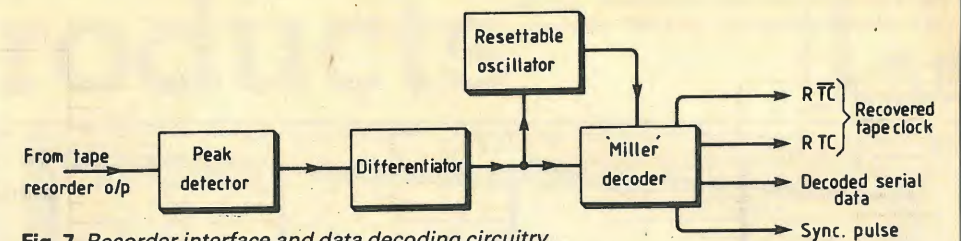
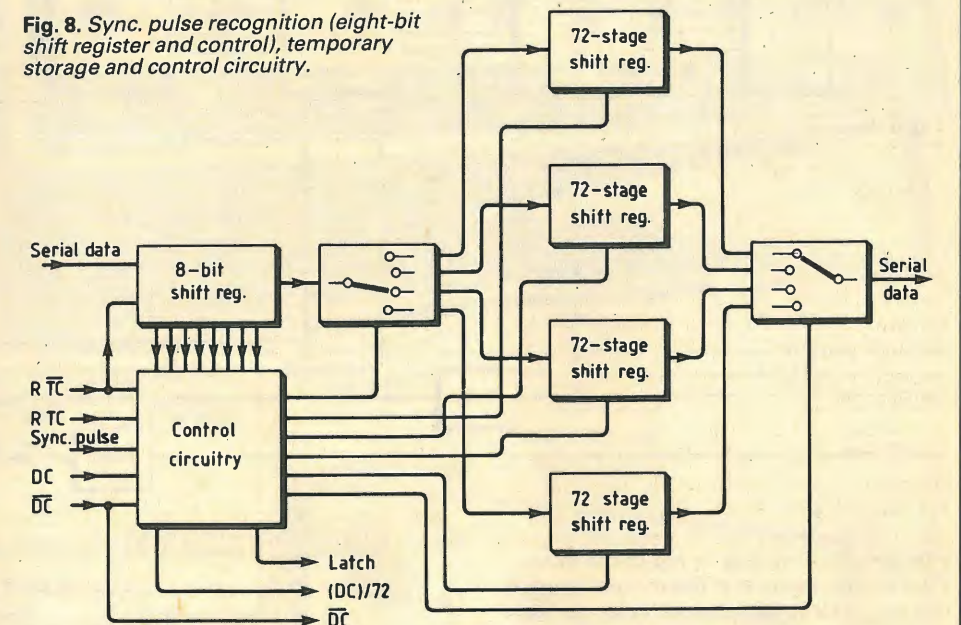


Fig. 7. Recorder interface and data decoding circuitry.

Fig. 8. Sync. pulse recognition (eight-bit shift register and control), temporary storage and control circuitry.



the way through and out and is thus removed. When the first two storage buffers are full of data, the control circuitry allows the first buffer to be emptied under the control of DC. A time difference of  $(2 \times 72) / 20,480$ , or about 7ms, is thus created between the filling and emptying of the buffers. This time gap has proved to be more than sufficient to absorb the small timing errors produced by the wow and flutter of the tape cassette deck.

Three control pulses,  $\overline{DC}$ , LATCH and  $(DC)/72$ , are passed from the control circuitry of Fig. 8 to the succeeding circuit of Fig. 9, which controls the reconversion of the serial data stream into the 12 bit data words, their conversion from digital to analogue form and their final demultiplexing via sample/hold circuits. The serial data first passes through a 12 bit serial-in, parallel-out shift register. At the correct moment, the 12 bits present at the parallel outputs are clocked across to a 12 bit latch. A 10 bit parity checker recalculates the two parity bits, compares them with the two recorded parity bits and passes the two resultant GO/NO-GO answers to the DEMUX control circuitry. At the same time, the 10 bit data word is converted to an analogue output, via the digital-to-analogue converter, which is presented to the inputs of the six sample/hold circuits.

Synchronized by the  $(DC)/72$  pulse and clocked by the LATCH pulse, the DEMUX control circuit switches the correct sample/hold circuit into its sample mode. If, however, the parity checker gives a NO-GO answer on one of its two outputs,

the sample/hold circuit is inhibited and remains in its hold mode. Figure 10 shows the sequence of a number of pulse trains controlling the operation of the circuit of Fig. 9. The synchronizing pulse is produced by a monostable triggered by the positive transition of the  $(DC)/72$  pulse. Sample/hold pulse, SH, is produced by another monostable triggered by the negative transition of the LATCH pulse. Both monostables have pulse lengths of approximately five DC pulses.

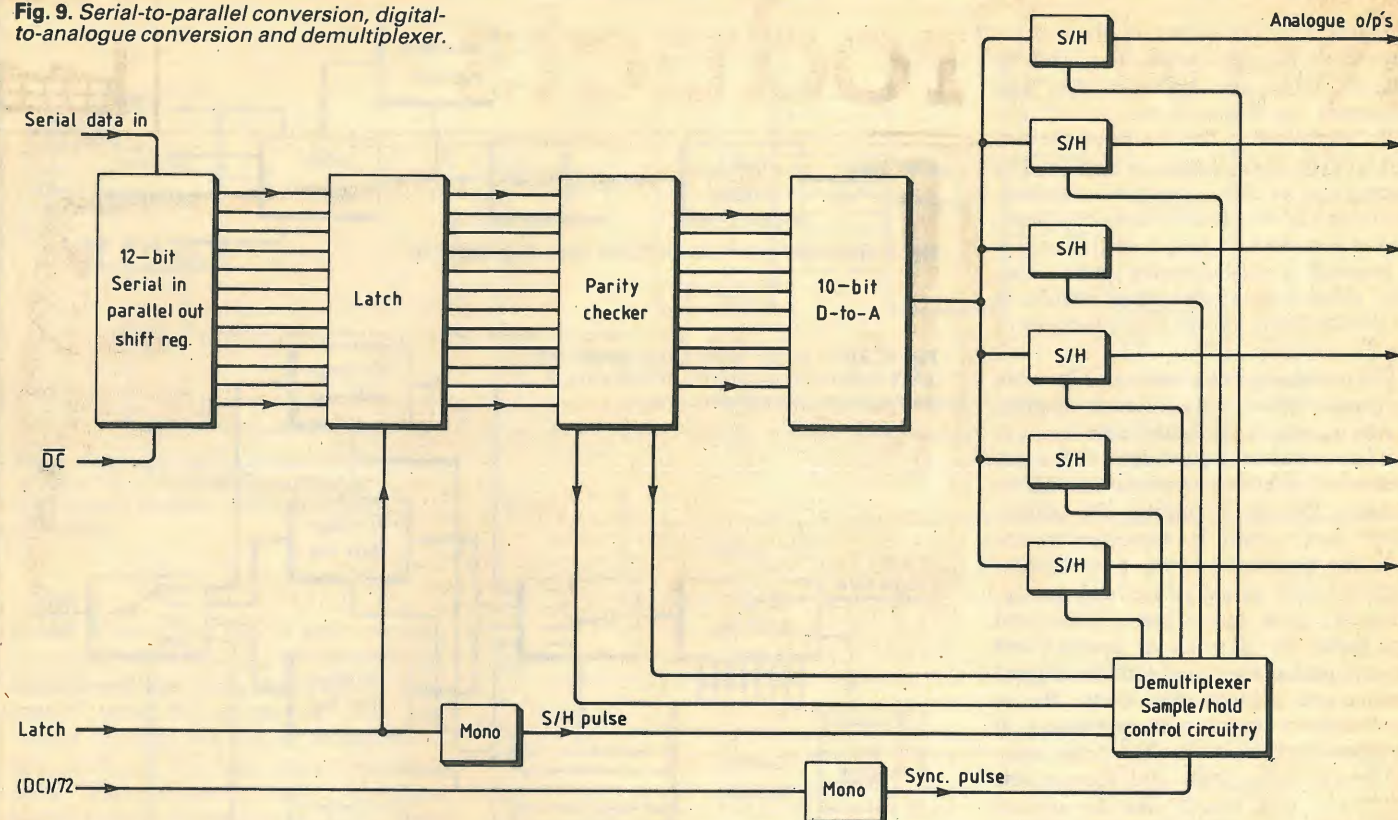
Because the 12 bit serial-in/parallel-out shift register introduces a delay of exactly one data word with respect to the synchronizing pulse, the data from channel six appears at the expected output of channel 1; channel 1 appears at the expected output of channel 2; channel 2 appears at the expected output of channel 3; and so on. This is of no consequence whatsoever and it is a simple matter to re-label the output channels accordingly.

### Speed control circuitry

The principle of operation of the speed-control circuitry is shown in the block diagram of Fig. 11. Ignoring, for the moment, the input to the reference frequency selector from the record/playback electronics of the digital circuitry, it will be seen that accurate speed control is achieved by means of a phase-locked loop. The frequency produced by the tachogenerator is compared with a reference frequency from the voltage-controlled oscillator (v.c.o.) of a p.l.l. integrated circuit, using the phase-sensitive detector (p.s.d.) in the i.c. The



Fig. 9. Serial-to-parallel conversion, digital-to-analogue conversion and demultiplexer.



output from the p.s.d. is fed to the motor drive circuit where it is filtered and amplified to provide the required drive for the motor.

The purpose of the frequency selector circuit was to enable the cassette tape-recorder to stand alone whilst at the same time providing an input for an external reference.

Very conveniently, the frequency produced by the tachogenerator when the recorder is running at a tape speed of  $1\frac{1}{2}$  in/s is around 456Hz, which is very close to the 455.1Hz produced by dividing the tape clock of 22,755.5Hz by 50. During the recording process this crystal-derived frequency of 455Hz is therefore used as the reference frequency for the motor speed control. To obtain perfect long-term speed stability on playback, it is necessary to lock the recovered tape clock, from the recorded data, to the crystal-controlled tape clock. It might be thought that all that is necessary to achieve this is to substitute the output from the tachogenerator with that of the recovered tape clock divided by 50. However, this proved not to be the case: due to an increased amount of wow and flutter in the actual transport of the tape, with a slightly different frequency content, a satisfactory lock of the p.l.l. could not be obtained, except by altering its natural frequency (i.e. by changing the filter components). Even when this was tried, the p.l.l. was not as stable as that in the recording process.

A very satisfactory solution was found, even if it was a little unorthodox, by creating a second p.l.l. with a very much lower natural frequency. In this second p.l.l., the crystal-controlled tape clock is compared with the recovered tape clock, after dividing both clocks by 50, via a

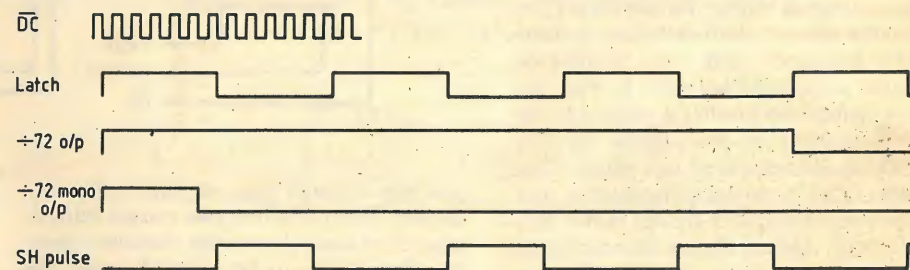


Fig. 10. Pulse train in Fig. 9.

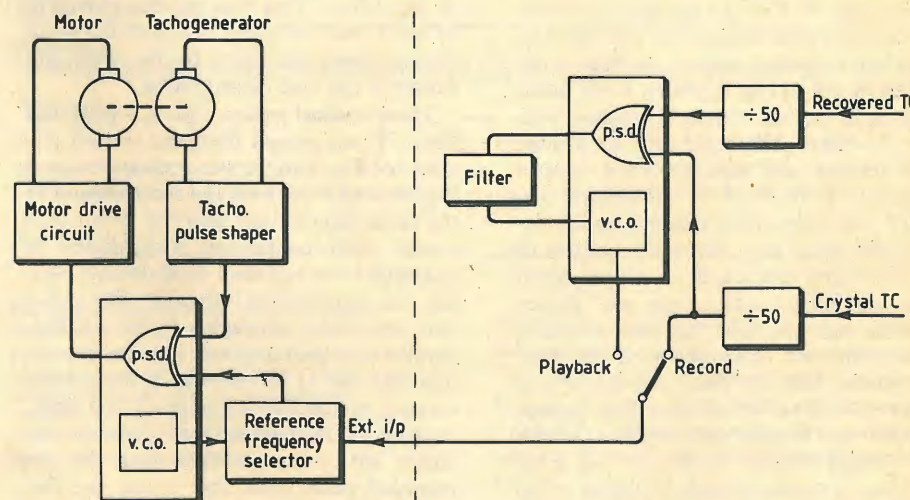


Fig. 11. Speed control circuitry.


p.s.d. The output from the p.s.d. is filtered (determining the loop's natural frequency) and used to control a v.c.o., the frequency output from which is used to provide the required reference for the motor speed control circuit. The lower natural frequency of the second p.l.l. completely removes the influence of wow and

flutter from the recovered tape clock, whilst the higher natural frequency of the first p.l.l. allows the motor speed control circuit to operate under optimum conditions. Visual and audible signals are provided by both p.l.l.s to inform the operator that they are 'in-lock'. To be continued

# New Products


## Single-board computer

Not so long ago, electronics engineers strove to design systems with numerous readily replaceable printed-circuit boards to speed up repairs. But according to Dicoll Electronics there has been a trend towards single-board computers and they have responded by producing the DE530SBC 16-bit computer board, using Western Digital's WD9000 i.c. set. The board, costing around £2,600, includes colour graphics, analogue and parallel/serial i/o, disc controller and p.r.o.m. programming facility, and runs Pascal 'P' code. Up to 128K-bytes of memory can be accommodated (64K r.a.m. and 64K r.o.m.) and a 24-row×80-column display produced using up to eight colours. Power supply requirements are 5V,  $\pm 15$ V and 25V. Dicoll claim that a system incorporating their board would run 10 times faster than a DEC LSI-11/2. Dicoll Electronics Ltd, Bond Close, Kingsland Estate, Basingstoke, Hants RG24 0QB. WW301



## Two-channel waveform store

An addition to Datalab's 900 series, the DL912, has two channels and a 20MHz sampling rate a-to-d converter for recording signal frequencies up to 5MHz. Each channel has a 4096-word×8-bit memory providing a resolution of 1 in 250 vertical and 1 in 4000 horizontal. Both channels can be loaded simultaneously with waveforms from separate sources through two input amplifiers and stored information can then be displayed on an oscilloscope or chart recorder. Stored waveforms can be presented alternately with d.c. offset, so only a single-channel oscilloscope is required. The two memories can be combined for long waveforms or divided for short waveforms and the time-base frequency may be altered at a predetermined point on the sweep. Delay and pre-trigger recording are among other facilities of this unit. A digital interface is standard but may be replaced by options including RS232 and



IEEE488 (GPIB) compatible types. Data Laboratories Ltd, 28 Wates Way, Mitcham, Surrey CR4 4HR. WW302

## Computer interface

Up to four analogue signals in the range 0 to  $\pm 2$ V can be accommodated by WPA's WDC232 laboratory instrument interface. Data is transferred to the computer through an RS232 link in 7-bit ASCII form from a 3½-digit b.c.d. a-to-d converted with a resolution of one part in 4000. Data from the converter is collated and formatted by a microprocessor which also controls input-channel selection. Up to four of these units can be used together for processing sixteen analogue inputs. Serial data to the computer is automatically adjusted to any rate within 1200 baud. When the WDC232 is fed directly into a printer the transmit rate is fixed at 110 baud. Walden Precision Apparatus Ltd, Shire Hill, Saffron Walden, Essex CB11 3BD. WW303



## Optical/electrical signal converter

A unit for converting signals from fibre-optic cables, i.e.d.s or lasers into electrical signals for displaying on an oscilloscope, spectrum analyser, etc. is manufactured by Photodyne Inc. and distributed in the UK by Lambda Photometrics Ltd. The 1500XP has a frequency response of 0 to 200MHz with 2ns rise and fall time, and is calibrated in millivolts-out per microwatt-in over

four push-button-selectable ranges of 1, 10, 100 and 1000mV/ $\mu$ W. Applications include waveform and loss analyses in optical fibres, and i.e.d. output rise and fall-time measurement. The distributors also announce availability of a calibrated optical attenuator (0 to 90dB) with flat response in the range 800nm to 1300nm from the same manufacturer. Lambda Photometrics Ltd, Lambda House, Batford Mill, Harpenden, Herts AL5 5BZ.

WW305

## U.h.f. transistors

Transistors for u.h.f. applications, namely the HXTR-3101 with a 1.8dB noise figure and maximum gain of 19.5dB at 1GHz, and the HXTR-3102 with a 1dB compressed gain of 11.5dB at 21dBm output power and 1GHz, are available from Hewlett-Packard at around £3.88 and £4.85 respectively in one-off quantities. Both n-p-n devices are supplied in HPAC-100X metal-ceramic packages. Application notes are also available. Enquiries Section, Hewlett-Packard Ltd, King Street Lane, Winnersh, Wokingham, Berks RG11 5AR. WW304



WW303



## Housings for terminals




Injection-moulded keyboard and v.d.u. housings with panels for mounting disc-drives can be obtained from West Hyde Developments Ltd. The distributors of these German manufactured foam-plastic enclosures have options available for mounting 12in c.r.t.s with panels for floppy-disc drives and with plain front mouldings for hard-discs, power supplies, etc. Keyboard enclosures have the same widths and styling as the terminal housings. West Hyde Developments Ltd, Unit 9, Park Street Industrial Estate, Aylesbury, Bucks HP20 1ET. **WW306**

## Disc-data separator

Pulses from a floppy-disc consist of clock and data information which must be separated before it enters the controller. Thame Components now market an i.c. from SMC which carries out this function and replaces they say, up to 10 t.t.l. i.c.s. The 8-pin d.i.l. FDC9216 operates from a 5V supply and is t.t.l.-compatible and programmable for use with either 8in or 5 1/4in drives with single or double density. An 8MHz crystal clock is required by the i.c. Thame Components Ltd, Thame Park Rd, Thame, Oxon OX9 3XD. **WW307**

## Accelerometer

The A-23SI accelerometer from D. J. Birchall Ltd is a case-isolated version of the A-23 series of transducers originally designed for use on aircraft engines. Low base-strain/cross-axial sensitivities and long-term repeatability are claimed to be inherent features of the patented Konic element used in the device and specifications include 7pC/g charge sensitivity, 4.5g weight, 50kHz resonant frequency and -55 to +300°C temperature range. The stainless-steel housing is welded and stud-mounting (10-32 UNF stud), and the price is £190. D. J. Birchall Ltd, 102 Bath Rd, Cheltenham, Gloucestershire GL53 7JX. **WW308**

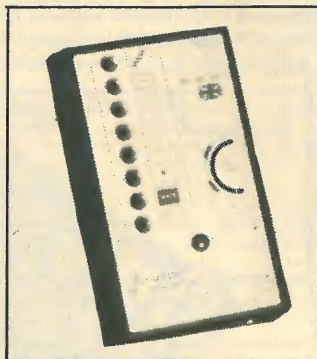


## Cable assemblies

Various lengths of cable with U.H.F. or B.N.C. connector terminations and colour-coded strain relievers (10 colours) are available from Greenpar Connectors Ltd in 50 and 70 ohm versions. All components used to make up these cables are also available as separate items. Greenpar Connectors Ltd, P.O. Box 15, Harlow, Essex CM20 2ER. **WW309**

## Small generator for colour tv

A pattern generator for servicing PAL-system colour sets is available through House of Instruments. The Sadelta MC101 generates colour-bar, grey-scale, red-raster, white-raster, cross-hatch, dot, central-cross, central-spot and vertical-line patterns on any carrier between channels 21 and 41. Each generator measures around 131x81x23mm, weighs 250g and



is supplied with rechargeable battery, charger, connecting lead and carrying case for £149.50 inclusive of packaging and delivery, but excluding v.a.t. (quantity discounts are available). House of Instruments, 34/36 High St, Saffron Walden, Essex CB10 1EP. **WW310**

## Encoder discs

Rotation-encoding discs from the electro-forming and photo-etching company Veco are now available 'off-the-shelf' for prototypes, etc. Four versions - one of 30mm diameter with 120 slots and three of 60mm diameter with 120, 240 or 360 slots - are immediately available and the range is to be extended. Some specifications of the 0.8 to 0.9mm-thick discs are ±20µm on the 10mm centre hole, 1:1 mark/space ratio, ±7µm on the slot width and ±20 seconds angular tolerance on the slots. Veco Electroforming/photo-etching Ltd, 36 Essendene Rd, Caterham, Surrey CR3 5PA. **WW311**

## High-speed Schottky t.t.l.

A further six 74F series devices have been added to Fairchild's Advanced Schottky t.t.l. range available from Celdis. Among the six are the F109 dual flip-flop for up to 125MHz operation and the F189 64-bit r.a.m. with 20ns access time. The others are the F182, F243, F258 and F399. These devices are claimed to have on average around 75% better frequency response and 25% lower power consumption than standard Schottky types. An evaluation kit for F74 series containing 68 parts, 14 types (not those mentioned above), is available for £30. Celdis, 37 Loverock Rd, Reading, Berkshire RG3 1ED. **WW312**

## P.c.b. measuring aids

Folding lens/graticule assemblies for measuring p.c.b. track dimensions, hole diameters, etc, can be

obtained from Opsec Ltd. Versions for ×5, ×8 and ×10 magnification and either Imperial or metric graticule scales are available. These units, with glass lenses, cost under £10. Opsec Ltd, Holywell Hill, St Albans, Herts AL1 1BR. **WW313**

A magnifier for examining the insides of plated-through holes (see photo) is manufactured by Graticules Ltd. The Borescope gives a complete picture of the inside of the hole with adjustable magnification from ×40 to ×80. Hunter Equipment Ltd, High St. Bordon, Hants GU35 0AY. **WW314**



## Frequency-measurement module


An i.c.d. frequency meter module is available from Thurlby for £19.95 excluding v.a.t. The FM77T, with five, 9mm-high digits, can be used to measure frequencies up to 3999.9kHz directly: external pre-scalers can be used to extend the range. A crystal time-base is used and drift is said to be less than ±1 digit from 10° to 30°C. Decimal point position, kHz/MHz legends and 23 pre-programmed i.f. offset frequencies (for use in radio-receiver applications) are selectable. Supply requirements are 4.5 to 7V, 1mA and overall dimensions, 70 by 38 by 11mm. Thurlby Electronics Ltd, Office suite 1, Coach Mews, The Broadway, St Ives, Huntingdon, Cambs PE17 4BN. **WW315**



In the July issue we published details of a range of German-made power supplies that were then available through a distributor called 'Big Ears'. If you tried to contact said outlet you probably think we were pulling your leg. This is not so; EA Produktion power supplies are now available through E.A. Electronics, St Albans House, 577-579 Harehills Lane, Leeds LS9 6NQ.

## World's most powerful

**BASIC pocket computer**  
**CASIO FX-702P**



(RRP £134.95)  
**ONLY £119.95**

High-speed computer using BASIC Language, with program/data storage on cassette tape via optional FA-2 adaptor. AVAILABLE SOON: Plug-in ROM program modules and FP-10 Mini Printer for program/data printout. LCD dot matrix scrolling display. Input can be varied from 1680 program steps, with 26 independent memories, to 80 program steps with 226 memories, all protected (non-volatile). Up to 10 programs (PO to P9) can be stored. Subroutines: 10 levels. FOR NEXT looping, 8 levels. Debugging by tracing. Editing by moving cursor. 55 built-in functions including Regression Analysis and Correlation Coefficient all usable in programs. Program/data storage on cassette tape. Two lithium batteries give approximately 200 hours continuous use, with Auto Power Off after 6 mins. disuse. Dimensions: 17 x 165 x 82mm (5 1/2 x 6 1/2 x 3 1/4"). Weight 180g (6.3oz).

**FX-602P** Advanced programmable. Up to 512 steps

**£74.95**

★★★NEW★★★ **FX-3600P** 38 program steps

**£22.95**

# TEMPUS

WW - 081 FOR FURTHER DETAILS

## World's most versatile

**alarm**  
**chronograph watch**  
**CASIO AX-210**



10 alternative displays  
Over 60 useful functions  
ANALOGUE display of time plus:-  
★ Digital time display, 12 or 24 hour system.  
★ Digital date, month and year, plus day flag.  
★ Full month calendar display, current month.  
★ Full month calendar display, next month.  
Auto calendar pre-programmed to the year 2029.  
Dual time modes  
★ ANALOGUE display of local time, plus digital second time zone, 12 or 24 hour system.  
Alarm mode  
★ ANALOGUE time with "Alarm Set" digital time, 24 hour system. AM/PM and "alarm on" indicators.  
Buzzer for 20 seconds, or select "Dixieland" "Greensleeves" or "My Darling Clementine."  
Hourly time signal  
"Big Ben" chimes at noon. Easily switched on or off.

(RRP £34.95)  
**ONLY £29.95**

Countdown alarm timer mode  
★ Amazing ANALOGUE display, plus digital countdown. Normal and net times from 1 to 60 minutes with automatic retrieval of pre-entered time.  
Stopwatch mode  
★ ANALOGUE countup, with digital timing of net, lap and first and second place times from 1/100 sec to 1 hour. Confirmation signal.  
Easy setting of times and alarm with forward and backward stepping and rapid run facility. Dimensions: 9.25 x 35 x 36mm approx. Mineral glass. Long life lithium battery. Accuracy +/- 15 seconds/month.  
SHORT FORM CATALOGUE ON REQUEST. 14p stamp appreciated.  
Delivery normally by return of post. Prices include VAT and P&P. Send your cheque, P.O. or phone your ACCESS OR B'CARD number to:

**THE LEADING U.K. SPECIALISTS**  
**Dept. W.W.**  
**164/167 East Road, Cambridge CB1 1DB**  
**Telephone: 0223 312866**

## PRINTED CIRCUITS

**FOR WIRELESS WORLD PROJECTS**

Stripline r.f. power amp—Sept. 1975—1 d.s.	£5.00
Audio compressor/limiter—Dec. 1975—1 s.s. (stereo)	£4.25
F.m. tuner (advanced)—April 1976—1 s.s.	£5.00
Cassette recorder—May 1976—1 s.s.	£5.00
Audio compander—July 1976—1 s.s.	£4.25
Time code clock—August 1976—2 s.s. 3 d.s.	£15.00
Date, alarm, b.s.t. switch—June 1977—2 d.s. 1 s.s.	£9.50
Audio preamplifier—November 1977—2 s.s.	£8.50
Additional circuits—October 1977—1 s.s.	£4.00
Stereo coder—April 1977—1 d.s. 2 s.s.	£8.50
Morse keyboard and memory—January 1977—2 d.s.	
(logic board 10 1/4in. x 5in.) (keyboard and matrix 13in. x 10in.)	£14.00
Low distortion disc amplifier (stereo)—September 1977—1 s.s.	£2.00
Low distortion audio oscillator—September 1977—1 s.s.	£3.50
Synthesized f.m. transceiver—November 1977—2 d.s. 1 s.s.	£12.00
Morsemaker—June 1978—1 d.s.	£4.50
Metal detector—July 1978—1 d.s.	£3.75
Oscilloscope waveform store—October 1978—4 d.s.	£18.00
Regulator for car alternator—August 1978—1 s.s.	£2.00
Wideband noise reducer—November 1978—1 d.s.	£5.00
Versatile noise generator—January 1979—1 s.s.	£5.00
200MHz frequency meter—January 1979—1 d.s.	£7.00
High performance preamplifier—February 1979—1 s.s.	£5.50
Distortion meter and oscillator—July 1979—2 s.s.	£5.50
Moving coil preamplifier—August 1979—1 s.s.	£3.50
Multi-mode transceiver—October 1979—10 d.s.	£35.00
Amplification system—Oct. 1979—3 preamp 1 poweramp	£4.20 each
Digital capacitance meter—April 1980—2 s.s.	£7.50
Colour graphics system—April 1980—1 d.s.	£18.50
Audio spectrum analyser—May 1980—3 s.s.	£10.50
Multi-section equalizer—June 1980—2 s.s.	£8.00
Floating-bridge power amp—Oct. 1980—1 s.s. (12V or 40V)	£4.00
Nanocomp—Jan. 1981—1 d.s. 1 s.s.	£9.00
Logic probe—Feb. 1981—2 d.s.	£6.00
Modular frequency counters—March 1981—8 s.s.	£20.00
Opto-electronic contact breaker (Delco)—April 1981—2 s.s.	£4.00
Boards are glassfibre, roller-tinned and drilled. Prices include V.A.T. and U.K. postage.	

Airmail add 20%, Europe add 10%, Insurance 10%.  
Remittance with order to:

**M. R. SAGIN, 23 KEYES ROAD, LONDON, N.W.2**

WW - 060 FOR FURTHER DETAILS



## VOICE MICROSYSTEM SPEECH PROCESSING FOR CARRIER AND LINE COMMUNICATION SYSTEMS

### Digital Speech Processors

Precision level control and waveform compression for H.F. radio systems. Bandwidth 300 Hz to 3.2 KHz.

#### DSP1 - C.R.2.

Precision programmable level control and waveform compression for H.F., V.H.F. and U.H.F. radio systems. Bandwidth 300 Hz to 3.2 KHz.

#### DSP1 - C.R.3/1

Precision programmable level control and waveform compression for public address and intercom systems in noisy locations. Bandwidth 100 Hz to 6.0 KHz.

#### DSP1 - C.R.3/2

### Analogue Speech Processors

Precision programmable level control for H.F., V.H.F. and U.H.F. radio systems. Bandwidth 300 Hz to 3.2 KHz.

#### ASP1 - C.R.1

Precision programmable level control for public address and intercom systems. Bandwidth 100 Hz to 6.0 KHz.

#### ASP1 - C.R.2

All processors in a 2 unit high, 19", rack mounting for operation from 240V or 110V, 50 Hz or 60 Hz mains supply. Formats to equipment manufacturers' requirements can be accommodated.

### Voice Microsystem Limited

Abercynon, Mountain Ash, Mid Glamorgan CF45 4SF  
Gt. Britain

Tel: Abercynon (0443) 740331. Telex: 498606

A company in the A.B. Electronic Products Group

WW - 029 FOR FURTHER DETAILS



# Who ever heard of card frames in plastic?

There's always a first time for everything, and West Hyde are now supplying the brand new Type 02 range of plastic cases by AKA. These versatile enclosures can be used either on their own or together with a purpose-designed card frame and their ultra-smart appearance has to be seen to be believed. The card frames will accept either Eurocards or 112mm cards and all standard edge connectors. All models are designed with clip-in plain or ventilated sections at the front or back, have the option of prop-up feet (some models can be supplied with handles), and are finished in an attractive brown and beige colour.



## WEST HYDE

West Hyde Developments Limited  
Unit 9, Park Street Industrial Estate, Aylesbury, Bucks.  
Telephone: (0296) 20441. Telex: 83570 W HYDE G.

MANUFACTURED BY **AKA**

WW-073 FOR FURTHER DETAILS

## RADIATION DETECTORS

BE PREPARED WITH THIS DETECTOR

Recommended for General use.  
CIVIL DEFENCE • FIRE SERVICES • MEDICAL

VIEW THRU LENS  
R

FREE RECHARGES AFTER PURCHASE

■ THIS DOSIMETER WILL AUTOMATICALLY DETECT GAMMA AND X-RAYS.

■ UNIT IS SIZE OF FOUNTAIN PEN AND WILL CLIP IN TOP POCKET.

■ PRECISION INSTRUMENT, METAL CASED, WEIGHT 2oz.

■ CONTAINS 3 LENSES. ■ RUGGED CONSTRUCTION.

■ MANUFACTURERS CURRENT PRICE OF A SIMILAR MODEL OVER £25 EACH.

British design and manufacture. Tested, calibrated and guaranteed. Ex-stock delivery by return.

Be prepared, buy whilst available.

**HENRY'S**

404 EDGWARE RD, LONDON W2 1ED

Telephone: 01-723 5095

Choice of 2 types  
0-5 or 0-50R  
ONLY

**£6.95** inc. VAT  
Post & Packing 60p



## Happy Memories

Part type	1 off	50-99	100 up
4116 200ns .....	.95	.85	.75
4116 250ns .....	.90	.80	.70
2114 200ns Low power .....	1.30	1.20	1.10
2114 450ns Low power .....	1.25	1.15	1.05
4118 250ns .....	3.50	3.15	2.95
6116 150ns CMOS .....	6.95	6.45	5.95
2708 450ns .....	1.95	1.75	1.65
2716 450ns 5 volt .....	2.25	2.05	1.95
2716 450ns three rail .....	7.40	7.00	6.75
2732 450ns Intel type .....	4.50	4.15	3.95
2532 450ns Texas type .....	4.95	4.60	4.40

Z80A-CPU £5.25

Z80A-PIO £4.75

Z80A-CTC £4.75

Low profile IC sockets:

Pins .....	8	14	16	18	20	22	24	28	40
Pence .....	9	10	11	14	15	18	19	25	33

Soft-sectored floppy discs per 10 in plastic library case:

5-inch SSDD £17 5-inch DSDD £21

8-inch SSDD £21 8-inch SSDD £26.25 8-inch DSDD £31.75

74LS series TTL: Large stocks at low prices with DIY discounts starting at a mix of just 25 pieces. Write or phone for list.

Please add 30p post and packing to orders under £15 and V.A.T. to total

Access and Barclaycard welcome:

24-hour service on (054-422) 618

Government and Educational orders welcome; £15 minimum

Trade accounts operated; phone or write for details

Prices are still tending to drop;

phone for a quote before you buy

**Happy Memories (CT)**


**Gladestry, Kington**

**Herefordshire HR5 3NY**

**Tel: (054-422) 618 or 628**

WW-021 FOR FURTHER DETAILS

## SOUND INVESTMENT



Replacement tape heads from Monolith could mean a big improvement in sound quality from your tape recorder. A full catalogue is available, price 50p, which features a wide range of heads for cassette and reel to reel machines, as well as replacement motors, tape transports, etc.

Universal cassette heads to EIAJ standard, hole centres 17mm apart, 12mm from head face:

B12-02	Mono record/playback	£ 4.62
B24-01	Stereo playback	£ 4.62
B24-02	Stereo r/p	£ 7.66
B24-07	Stereo r/p for Dolby systems	£ 9.05
C42RPH20	Stereo r/p sendust head, suitable for chrome & metal tapes	£10.67
C42RPH04	Stereo r/p glass ferrite, the ultimate long life, high performance head	£13.34
C42RPS18	Stereo twin gap r/p long life head for record monitoring	£28.99
C21ES18	Mono/Stereo erase head	£ 2.13
C44RPH03	Four channel/track r/p	£15.15
C22ES04	Twin half track erase	£ 5.43

Ex stock deliveries, all prices include VAT. Post and packing 40p.

## MONOLITH electronic products

The Monolith Electronics Co. Ltd., 5/7 Church Street, Crewkerne, Somerset TA18 7HR. Tel: 0460 74321. Telex: 46306 MONLTH G.

WW-066 FOR FURTHER DETAILS

## SUNITA'S FAMILY OF MONITORS HAS GROWN

Our Professional Monitors are of British Manufacture

MPM1 (VIDEO RESPONSE 16 MHz) COMPOSITE VIDEO OR SEPARATE VIDEO, LINE SYNC. AND FIELD SYNC. 5in., 6in., 9in., 12in.

MPM2 (VIDEO RESPONSE 12MHz) COMPOSITE VIDEO OR SEPARATE VIDEO, LINE SYNC. AND FIELD SYNC. 5in., 6in., 9in., 12in.

MPM3 (VIDEO RESPONSE 12MHz) TTL COMPATIBLE, DIRECT DRIVE. 5in., 6in., 9in., 12in.

MPM4 (VIDEO RESPONSE 25MHz) COMPOSITE VIDEO OR SEPARATE VIDEO, LINE SYNC. AND FIELD SYNC. 9in., 12in., 15in.

These are available in wire frame (open chassis), fully cased or VDU DESK Type Versions.

For further information please note our new address and telephone number:

**SUNITA ELECTRONICS LTD.**  
Unit 3, Trident Industrial Estate  
Blackthorne Road  
Poyle, Colnbrook  
Slough, Berks SL3 0AY  
Telephone: 02812 2340/2349

WW-085 FOR FURTHER DETAILS

## The simple answer to all your power supply problems.



### Uninterruptible Power Supplies - UPS

250va to 2000va, 50 or 60hz

□ STANDBY POWER. Invaluable for winding down a computer programme on mains failure and wherever continuous power is essential.

□ STABILISATION. ±5% Vital to combat mains fluctuations and ensure the operation of equipment at peak efficiency.

□ TRANSIENT ATTENUATION. Provides suppression of mains born interference (spikes).

An unbeatable power package from £395 ex works including maintenance free lead acid batteries. At Galatrek International, UPS are DOWN to unbeatable prices.

For more information, cut the coupon or contact Galatrek direct. Mr R Koffler, Galatrek International, Scotland Street, Llanrwst, nr Colwyn Bay, Gwynedd LL26 0AL, North Wales, Great Britain, Tel No: 0492-640311/641298 Night Service: 0492-30592 Telex: 617114 A/B Galahu



Please send full details of your range of voltage stabilisers, filters, cutouts UPS and generators.

Name \_\_\_\_\_

Address \_\_\_\_\_

Country \_\_\_\_\_

Telephone No \_\_\_\_\_


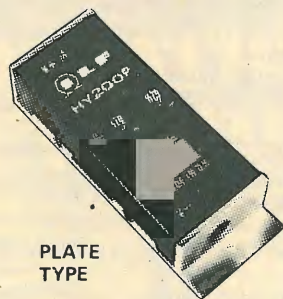
WW-011 FOR FURTHER DETAILS



20 POWER AMPS

19 FUNCTIONAL MODULES

## DAWN OF A NEW ERA

POWER UP TO  
480 WATTS RMS  
SINGLE CHANNELAMPLIFIER  
WITH  
HEAT SINKPLATE  
TYPE

PSU

## Which amplifier?

I.L.P. Amplifiers now come in three basic types, each of which is available with or without heatsink. Having decided the system you want — home hi-fi (models HY30, 60 or 120 for example), super quality hi-fi with extra versatility (MOS120, MOS200) or Disco/PA/Guitar (HD120, HD200 or HD400) you will then decide whether amplifiers housed within their own heatsinks or plate amplifiers for bolting to a metal chassis will suit. With choice such as this and a brilliant new range of I.L.P. functional modules to choose from you now have the chance to build the finest audio system ever offered to the constructor.

BIPOLAR Standard, with heatsinks										Without heatsinks				
MODEL NUMBER	OUTPUT POWER Watts rms	DISTORTION		SUPPLY VOLTAGE TYP/MAX	SIZE mm	WT gms	PRICE	VAT		MODEL NUMBER	SIZE mm	WT gms	PRICE	VAT
		T.H.D. Typ at 1kHz	I.M.D. 80Hz/7kHz 4:1											
HY30	15w/4-8Ω	0.015%	<0.006%	±18±20	76x68x40	240	£7.29	£1.09						
HY60	30w/4-8Ω	0.015%	<0.006%	±25±30	76x68x40	240	£8.33	£1.25						
HY120	60w/4-8Ω	0.01%	<0.006%	±35±40	120x78x40	410	£17.48	£2.62	HY120P	120x26x40	215	£15.50	£2.33	
HY200	120w/4-8Ω	0.01%	<0.006%	±45±50	120x78x50	515	£21.21	£3.18	HY200P	120x26x40	215	£18.46	£2.77	
HY400	240w/4Ω	0.01%	<0.006%	±45±50	120x78x100	1025	£31.83	£4.77	HY400P	120x26x70	375	£28.33	£4.25	

Protection: Load line, momentary short circuit (typically 10 sec) Slew rate: 15V/μs Rise time: 5μs  
S/N ratio: 100db Frequency response (-3dB): 15Hz - 50kHz  
Input sensitivity: 500mV rms Input impedance: 100kΩ Damping factor: (8Ω/100Hz)>400

HEAVY DUTY with heatsinks										Without heatsinks				
MODEL NUMBER	OUTPUT POWER Watts rms	T.H.D. Typ at 1kHz	I.M.D. 80Hz/7kHz 4:1	SUPPLY VOLTAGE TYP/MAX	SIZE mm	WT gms	PRICE	VAT		MODEL NUMBER	SIZE mm	WT gms	PRICE	VAT
HD120	60w/4-8Ω	0.01%	<0.006%	±35±40	120x78x50	515	£22.48	£3.37		HD120P	120x26x50	265	£19.84	£2.98
HD200	120w/4-8Ω	0.01%	<0.006%	±45±50	120x78x60	620	£27.38	£4.11		HD200P	120x26x50	265	£23.63	£3.54
HD400	240w/4Ω	0.01%	<0.006%	±45±50	120x78x100	1025	£38.63	£5.79		HD400P	120x26x70	375	£34.28	£5.14

Protection: load line, PERMANENT SHORT CIRCUIT (ideal for disco/group use should evidence of short circuit not be immediately apparent).  
The Heavy Duty range can claim additional output power devices and complementary protection circuitry with performance specs. as for standard types.

MOSFET Ultra-Fi, with heatsinks										Without heatsinks				
MODEL NUMBER	OUTPUT POWER Watts rms	T.H.D. Typ at 1kHz	I.M.D. 80Hz/7kHz 4:1	SUPPLY VOLTAGE TYP/MAX	SIZE mm	WT gms	PRICE	VAT		MODEL NUMBER	SIZE mm	WT gms	PRICE	VAT
MOS120	60w/4-8Ω	<0.005%	<0.006%	±45±50	120x78x40	420	£25.88	£3.88		MOS120P	120x26x40	215	£23.32	£3.50
MOS200	120w/4-8Ω	<0.005%	<0.006%	±55±60	120x78x80	850	£33.46	£5.02		MOS200P	120x26x80	420	£28.53	£4.28
MOS400	240w/4Ω	<0.005%	<0.006%	±55±60	120x78x100	1025	£45.39	£6.81		MOS400P	120x26x100	525	£38.91	£5.84

Protection: Able to cope with complex loads, without the need for very special protection circuitry (fuses will suffice).  
Ultra-fi specifications:  
Slew rate: 20V/μs Rise time: 3μs S/N ratio: 100db Frequency response (-3dB): 15Hz - 100kHz  
Input sensitivity: 500mV rms Input impedance: 100kΩ Damping factor: (8Ω/100Hz)>400

POWER SUPPLY UNITS			
MODEL NO.	FOR USE WITH	PRICE	VAT
PSU30	± 15V combinations of HY6/66 series to a maximum of 100mA or one HY67 The following will also drive the HY6/66 series except HY67 which requires the PSU30.	£4.50	£0.68
PSU36	1 or 2 HY30	£8.10	£1.22
PSU50	1 or 2 HY60	£10.94	£1.64
PSU60	1 x HY120/HY120P/HD120/HD120P	£13.04	£1.96
PSU65	1 x MOS120/1 x MOS120P	£13.32	£2.00
PSU70	1 or 2 HY120/HY120P/HD120/HD120P	£15.92	£2.39
PSU75	1 or 2 MOS120/MOS120P	£16.20	£2.43
PSU90	1 x HY200/HY200P/HD200/HD200P	£16.20	£2.43
PSU95	1 x MOS200/MOS200P	£16.32	£2.45
PSU180	2 x HY200/HY200P/HD200/HD200P or 1 x HY400/1 x HY400P/HD400/HD400P	£21.34	£3.20
PSU185	1 or 2 MOS200/MOS200P/1 x MOS400/ 1 x MOS400P	£21.46	£3.22

All models except PSU30 and PSU36 incorporate our own toroidal transformers.


## FP480

BRIDGING UNIT FOR  
DOUBLING POWER

Designed specially by I.L.P. for use with any two power amplifiers of the same type to double the power output obtained and will function with any I.L.P. power supply. In totally sealed case, size 45 x 50 x 20mm, with edge connector. It thus becomes possible to obtain 480 watts rms (single channel) into 8Ω. Contributory distortion less than 0.005%.  
Price: £4.79 + 72p. V.A.T.

## Which modules?

In launching eighteen different units all within amazingly compact cases to help make complete audio systems using I.L.P. power amplifiers, we bring the most exciting, the most versatile modular assembly scheme ever for constructors of all ages and experience. Study the list — see how these modules will combine to almost any audio project you fancy — and remember *all I.L.P. modules are compatible with each other*, they connect easily. Modules HY6 to HY13 measure 45 x 20 x 40mm. HY66 to HY77 measure 90 x 20 x 40mm. They are so reliable that all I.L.P. modules carry a 5 year no quibble guarantee.



MODEL NO.	MODULE	DESCRIPTION/FACILITIES	CURRENT REQUIRED	PRICE	VAT
HY6	MONO PRE AMP	Mic/Mag. Cartridge/Tuner/Tape/Aux + Volume/Bass/Treble	10mA	£6.44	£0.97
HY7	MONO MIXER	To mix eight signals into one	10mA	£5.15	£0.77
HY8	STEREO MIXER	Two channels, each mixing five signals into one	10mA	£6.25	£0.94
HY9	STEREO PRE AMP	Two channels mag. Cartridge/Mic + Volume	10mA	£6.70	£1.01
HY11	MONO MIXER	To mix five signals into one + Bass/Treble controls	10mA	£7.05	£1.06
*HY12	MONO PRE AMP	To mix four signals into one + Bass/Mid-range/Treble	10mA	£6.70	£1.01
*HY13	MONO VU METER	Programmable gain/LED overload driver	10mA	£5.95	£0.89
HY66	STEREO PRE AMP	Mic/Mag. Cartridge/Tape/Tuner/Aux + Volume/Bass/Treble/Balance	20mA	£12.19	£1.83
HY67	STEREO HEADPHONE	Will drive headphones in the range of 4Ω - 2KΩ	80mA	£12.35	£1.85
HY68	STEREO MIXER	Two channels, each mixing ten signals into one	20mA	£7.95	£1.19
HY69	MONO PRE AMP	Two input channels of mag. Cartridge/Mic + Mixing/Volume/Treble/Bass	20mA	£10.45	£1.57
HY71	DUAL STEREO PRE AMP	Four channels of mag. Cartridge/Mic + Volume	20mA	£10.75	£1.61
*HY72	VOICE OPERATED STEREO FADER	Depth/Delay	20mA	£13.10	£1.97
*HY73	GUITAR PRE AMP	Two Guitar (Bass/Lead) and Mic + separate Volume/Bass/Treble + Mix	20mA	£12.25	£1.84
†HY74	STEREO MIXER	Two channels, each mixing five signals into one + Treble/Bass	20mA	£11.45	£1.72
†HY75	STEREO PRE AMP	Two channels, each mixing four signals into one + Bass/Mid-range/Treble	20mA	£10.75	£1.61
†HY76	STEREO SWITCH MATRIX	Two channels, each switching one of four signals into one	20mA	To be announced	
†HY77	STEREO VU METER DRIVER	Programmable gain/LED overload driver	20mA	£9.25	£1.39

\* Ready August — may be ordered now  
† Ready September — may be ordered now

All the above modules operate from ±15V minimum to ±30V maximum higher voltages being accommodated by use of dropper resistors. HY67 can only be used with the PSU30 power supply unit.

The modules are encapsulated and include latest design high quality clip-on edge connectors.

For easy mounting we recommend  
B6 Mounting board for modules HY6 - HY13  
78p + 12p. V.A.T.  
B66 Mounting board for HY66 - HY77  
99p + 13p. V.A.T.

All I.L.P. modules include full connection data.

I.L.P. Products are of British Design and Manufacture.

## ALL WITH ILP'S 5 YEAR NO QUIBBLE GUARANTEE

To: I.L.P. ELECTRONICS LTD. ROPER CLOSE CANTERBURY CT2 7EP

Please supply

Total purchase price £

I enclose Cheque ☐ Postal Orders ☐ International Money Order ☐

Please debit my Access/Barclaycard Account No.

NAME

ADDRESS

Signature

WW/11

ALL U.K. ORDERS  
DESPATCHED  
POST FREE

**I.L.P. ELECTRONICS LTD.**  
FREEPOST 5 Graham Bell House, Roper Close, Canterbury, Kent CT2 7EP  
Telephone (0227 54778) (Technical 0227 64723) Telex 965780  
Available also from MARSHALLS, TECHNOMATIC, WATFORD ELECTRONICS and certain other selected retailers.

GOODS BY MAIL ORDER DESPATCHED WITHIN 7 DAYS

OF RECEIVING YOUR ORDER

TO ORDER USING OUR  
FREEPOST FACILITY

Fill in the coupon as shown, or write details on a separate sheet of paper, quoting the name and date of this journal. By sending your order to our address as shown at the bottom of the page opposite, with FREEPOST clearly shown on the envelope, you need not stamp it. We pay postage for you. Cheques and money orders must be crossed and made payable to I.L.P. Electronics Ltd. If sending cash, it must be by registered post. To pay C.O.D. please add £1 to TOTAL value of order. When ordering, U.K. customers must include the appropriate V.A.T. as shown.

PAYMENT MAY BE MADE BY ACCESS OR  
BARCLAYCARD IF REQUIRED.

WW - 084 FOR FURTHER DETAILS






## LINSLEY HOOD CASSETTE RECORDER 2



Our new improved performance model of the Linsley Hood Cassette Recorder incorporates our VFL 910 vertical front mechanism and circuit modifications to increase dynamic range. Board layouts have been altered and improved but retain the outstandingly successful mother-and-daughter arrangement used on our Linsley-Hood Cassette Recorder 1. This latest version has the following extra features: Ultra low wow-and-flutter of .09% — easily meets DIN Hi-Fi spec. Deck controls latch in rewind modes and do not have to be held. Full Auto-stop on all modes. Tape counter with memory rewind. Oil damped cassette door. Latching record button for level setting. Dual concentric input level controls. Phone output. Microphone input facility if required. Record interlock prevents rerecording on valued cassettes. Frequency generating feedback servo drive motor with built-in speed control for thermal stability. All these desirable and useful features added to the excellent design of the Linsley-Hood circuits and the quality of the components used makes this new kit comparable with built-up units of much higher cost than the modest £94.90 + V.A.T. we ask for the complete kit.

## LINSLEY-HOOD CASSETTE RECORDER 1



We are the Designer Approved suppliers of kits for this excellent design. The Author's reputation tells all you need to know about the circuitry and Hart expertise and experience guarantees the engineering design of the kit. Advanced features include: High-quality separate VU meters with excellent ballistics. Controls, switches and sockets mounted on PCB to eliminate difficult wiring. Proper moulded escutcheon for cassette aperture improves appearance and removes the need for the cassette transport to be set back behind a narrow finger trapping slot. Easy to use, robust Lenco mechanism. Switched bias and equalisation for different tape formulations. All wiring is terminated with plugs and sockets for easy assembly and test. Sophisticated modular PCB system gives a spacious, easily-built and tested layout. All these features added to the high-quality metalwork make this a most satisfying kit to build. Also included at no extra cost is our latest HS 16 Sendus Alloy super head, available separately at £8.20 but included free with the complete kit at £75 plus VAT.

Reprints of the 3 original articles describing this design 45p. No VAT.  
Reprint of the subsequent postscript article 30p. No VAT.

Part Cost of Post, Packing and Insurance

Order up to £10—50p  
Orders £10 to £49—£1  
Over £50—£1.50

P&P Export Orders —Postage or shipping at cost plus  
£2 Documentation and Handling

Please send 9 x 4 S.A.E. or telephone for lists giving fuller details and price breakdowns.

## PRACTICAL WIRELESS 'WINTON' TUNER

Brilliant new TED rule designed Tuner with everything! Gives you fantastic stereo f.m. reception with pilot cancelling decoder i.e. fluorescent display, digital frequency readout along with clock and timer functions. In addition to f.m. covers l.w., m.w., s.w. and even TV sound. Further details are in our lists; send for your copy.

Instant easy ordering, telephone your requirements and credit card number to us on  
Oswestry (0691) 2894




## LINSLEY-HOOD 300 SERIES AMPLIFIERS



These latest designs from the drawing board of John Linsley-Hood, engineered to the very highest standard, represent the very best that is available on the kit market today. The delicacy and transparency of the tone quality enable these amplifiers to outperform, on a side-by-side comparison, the bulk of amplifiers in the commercial market-place and even exceed the high standard set by his earlier 75-watt design. Three versions are offered, a 30-watt with Darlingtons output transistors, and a 35- and 45-watt, both with Mosfet output devices. All are of identical outside appearance which is designed to match and stack with our Linsley-Hood cassette recorder 2. As with all Hart kits the constructors interests have been looked after in a unique way by reducing the conventional (and boring) wiring almost to the point of extinction. Any of these kits represents a most cost-effective route to the very highest sound quality with the extra bonus of the enjoyment of building a sophisticated piece of equipment. 30-watt Darlingtons amplifier, fully integrated with tone controls and magnetic pick-up facility. Total cost of all parts is £81.12. Special offer price for complete kits £72. 35-watt Mosfet amplifier. Total cost of parts £98.41. Special offer for complete kits, £87.40. 45-watt Mosfet amplifier. Total cost of parts £104.95. Special offer price for complete kits £94.80. Reprints of original Articles from Hi-Fi News 50p. Post free. No VAT. Reprints of MOSFET article 25p. No V.A.T. Post free.

## FEED YOUR MICRO BYTES WITH OUR SOLENOID CONTROLLED CASSETTE DECK



Front loading deck with full solenoid control of all functions including optional search in fast wind modes. 12 volt operation. Fitted 3-digit memory counter and Hall IC Motion Sensor. Standard erase and stereo R/P Heads. Cheapest price ever for all these features. Only £38.90 plus VAT. Full technical specification included.

BARGAIN CASSETTE DECK, brand-new Top Load, manual deck mechanism with 3-digit counter, stereo r/p and erase heads, 12v. D.C. governed motor and auto-stop solenoid. Cheap enough to use as spares at only £5 + V.A.T. and post.

## HART TRIPLE-PURPOSE TEST CASSETTE TC1

One inexpensive test cassette enables you to set up VU level, head azimuth and tape speed. Invaluable when fitting new heads. Only £2.70 plus V.A.T. and 50p postage.

## CASSETTE HEADS

HS16 SENDUS ALLOY SUPER HEAD, Stereo R/P. Longer life than Permalloy. Higher output than Ferrite. Fantastic frequency response. Complete with data.....£8.20  
HC20 Stereo Permalloy R/P head for replacement uses in car players, etc.....£4.25  
HM90 Stereo R/P head for METAL tape. Complete with data.....£7.20  
H561 Special Erase Head for METAL tape.....£4.90  
H524 Standard Ferrite Erase Head.....£1.50  
4-Track R/P Head, Standard Mounting.....£7.40  
R484 2/2 (Double Mono) R/P Head, Std. Mtg.....£4.90  
ME151 2/2 Ferrite Erase, Large Mtg.....£4.25  
CCE/8M 2/2 Erase, Std. Mtg.....£7.90

All prices plus VAT



HART ELECTRONIC KITS LTD  
OSWESTRY  
SHROPSHIRE  
phone (0691) 2894  
Telex 35661  
Hartel G


## COMPUTER APPRECIATION

86 High Street, Bletchingley, Redhill, Surrey. RH1 4PA Godstone (0883) 843221

## DTC MICROFILE

## Featuring

- \* DUAL or QUAD 8 inch 300K Byte floppy disc drives
- \* 8080A processor



- \* Dual serial interfaces externally switchable for Baud rate (110 9600B), parity and fill characters
- \* 7K EPROM (2708) monitor
- \* CPM BASIC, WORDSTAR letter writing software, etc., available
- \* Front panel status indicators and 4 digit programmable Hexadecimal display
- \* Prices from £400 for secondhand 8K system with dual floppy to £995 for NEW 56K system with quad floppy

## IBM 1053 GOLFBALL PRINTER

- \* Secondhand with refurbished mechanism
- \* IBM 735 compatible and can be wired to connector suitable for off-the-peg interfaces which are available
- \* Wide range of correspondence heads available from IBM at low cost
- \* 15 cps with Tab and backspace facility

£125.00

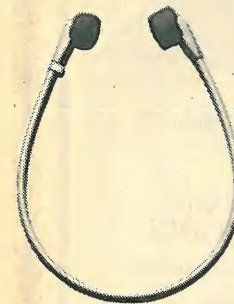
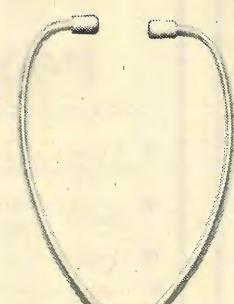



## ITEL MODEL 1051

- \* IBM Selectric (golfball) typewriter complete with keyboard in compact desk top unit
- \* Also complete with paper tape punch and optical reader facilitating operation as stand alone word processor
- \* V24/RS 232 interface (Software code conversion from EBCDIC to ASCII will normally be required).
- \* Fully refurbished

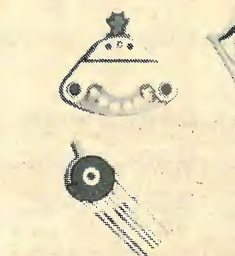
£275.00

WW — 028 FOR FURTHER DETAILS

# DANAVOX ARE ALWAYS COMING UP WITH SOUND IDEAS.

STETOCLIP  
JUNIOR 60  
HEADSETSTETOCLIP  
LIGHTWEIGHT  
HEADSETSENIOR  
STETOCLIP  
HEADSETSTETOCLIP  
GEMINI  
HEADSETSTETOMIKE  
HMT 808STANDARD &  
SUB-MINOR  
EARPHONESPLASTIC  
EARHANGERSDANAMIC FIDELITY  
EARSETSTETOTUBE  
HEADSET &  
SOUND PLUG2,5mm 3,5mm  
JACK PLUGS &  
SOCKETS

INDUCTIVE LOOP AMPLIFIER TYPE 36A

FIELD STRENGTH  
TESTER FS1SUBMINIATURE  
SWITCHESDANASOUND  
HEADSET

The Danavox policy has always been one of constant improvement.

Our refinement, development and research has enabled us to offer an advanced range of components and accessories for dictation machines, tape recorders, tele-communications, hearing aids and electro-acoustic equipment.

All our products are built with care and precision.

And all carry the Danavox guarantee.


WW — 076 FOR FURTHER DETAILS

For more information about any Danavox product, contact John Carter.

# Danavox


DANAVOX (Gt. Britain) Ltd.,  
1 Cheyne Walk, Northampton. NN1 5PT  
Tel: (0604) 36351 Telex 312395





## EP4000 EPROM EMULATOR PROGRAMMER

- Copy/Program/Emulate 2704/2708/2716(3)/2508/2758/2516/2716/2532/2732 Eproms
- 4K x 8 Static Ram
- Video O/P and 8 digit LED display
- Emulates simply at the push of a key
- Powerful editing facilities
- Comprehensive In/Out (RS232, TTL, 20MA Loop, Parallel, DMA) as standard
- 2764 adaptor now available
- EP4000 ex-stock at £545 + VAT + £12 delivery



## P4000 EPROM PRODUCTION PROGRAMMER

- Program up to 8 Eproms simultaneously
- Covers same Eproms as EP4000
- Powered down sockets
- Independent blank check/verify/program modes
- Simple to use with mode pass/fail LEDs for each copy socket
- Ex-stock at £545 + VAT + £12 delivery



## UV141 BENCH TOP UV140 EPROM ERASERS

- Two units with 14 Eprom capacity
- Safety interlocked
- Electronic timer (UV141)
- Convenient slide tray loading
- UV141 ex-stock at £78 + VAT
- UV140 ex-stock at £61.50 + VAT

## GP INDUSTRIAL ELECTRONICS LTD

UNIT 6, TOTNES INDUSTRIAL ESTATE  
TOTNES, DEVON TQ9 5XL. TEL: (0803) 863360. TELEX: 42596

WW - 092 FOR FURTHER DETAILS

GP

PRODUCTION  
TESTING  
DEVELOPMENT  
SERVICING

## POWER UNITS

Now available with  
3 OUTPUTS



Type 250VRU/30/25

OUTPUT 1: 0-30v, 25A DC  
OUTPUT 2: 0-70v, 10A AC  
OUTPUT 3: 0-250v, 4A AC


ALL  
Continuously  
Variable

Valradio

VALRADIO LIMITED, BROWELLS LANE, FELTHAM  
MIDDLESEX TW13 7EN  
Telephone: 01-890 4242/4837

WW - 070 FOR FURTHER DETAILS

## Catronics Specialists say Enter the NEW Computer Age with the well-proven video genie system



- 12K MICROSOFT BASIC
- 16K RAM
- UHF MODULATOR
- INTERNAL CASSETTE
- 2nd CASSETTE INTERFACE

SPECIAL DISCOUNT PRICE **£309.55** + VAT

★ EXPANSION BOX AVAILABLE

★ DISK DRIVE IF REQUIRED

★ 100s OF PROGRAMS

★ TRS-80 LEVEL II SOFTWARE COMPATIBLE

If you cannot call write for FREE illustrated leaflet!

## PRESTEL IS HERE! NOW!

The fabulous 'TANTEL' adaptor is now available from Catronics at only £170+VAT.

This compact unit sits on your desk or chair and will drive virtually any television set, B/W or colour. Send to Catronics for full details.

CREDIT TERMS available. Pay by Access, Barclaycard or Catronics Creditcharge Card  
Personal Shoppers Welcome

Catronics

CATRONICS LTD (Dept. 121)  
COMMUNICATIONS HOUSE  
20 WALLINGTON SQUARE  
WALLINGTON, SURREY SM6 8RG  
Tel. 01-669 6700 (9am to 5.30pm, Sat. 12.45pm) Closed lunch 12.45-1.45

WW - 027 FOR FURTHER DETAILS

# LANGREX SUPPLIES LTD

Climax House, Fallsbrook Rd., Streatham, London SW16 6ED  
RST Tel: 01-677 2424 Telex: 946708 RST

## SEMICONDUCTORS

AA119	0.12	AS215	1.38	BC172	0.13	BD135	0.46	BF259	0.32	GEX541	5.75	OA2207	1.73	OC205	3.16	ZTX504	0.24	2N1617	1.73	2N3773	2.07
AA130	0.20	AS216	1.27	BC173	0.13	BD136	0.46	BF259	0.32	GJ3M	1.73	OC226	1.88	OC206	3.16	ZTX531	0.28	2N1893	0.37	2N3819	0.35
AA132	0.48	AS217	1.15	BC172	0.12	BD137	0.46	BF237	0.38	GM0378A	2.02	OC20	2.88	OC207	2.88	ZTX550	0.29	2N2147	4.60	2N3820	0.45
AA213	0.17	AS220	2.64	BC178	0.16	BD138	0.55	BF338	0.41	KS100A	0.52	OC271	2.88	OC210	3.40	OC216	0.06	2N2148	4.31	2N3823	0.69
AA215	0.17	AS221	2.88	BC179	0.32	BD139	0.55	BF339	0.41	KS100A	0.52	OC272	2.88	OC211	3.40	OC217	0.06	2N2149	4.31	2N3824	0.69
AA217	0.17	AU113	2.88	BC182	0.35	BD140	0.58	BF528	2.58	MJE370	0.82	OC24	3.45	R2008B	2.30	1N4001	0.07	2N2219	0.37	2N3904	0.20
AC107	0.63	AU110	3.45	BC183	0.13	BD144	2.30	BF561	0.23	MJE371	0.84	OC225	1.15	R2009	2.50	1N4002	0.07	2N2220	0.23	2N3905	0.20
AC125	0.29	AU110	2.88	BC184	0.13	BD181	1.38	BF598	0.23	MJE520	0.54	OC26	1.73	R2010B	2.30	1N4003	0.07	2N2221	0.23	2N3906	0.20
AC126	0.29	BA145	0.15	BC212	0.13	BD182	1.36	BFW10	1.12	MJE521	0.84	OC28	2.30	TIC4A	2.30	1N4004	0.08	2N2222	0.23	2N4058	0.23
AC127	0.29	BA148	0.15	BC213	0.13	BD237	0.62	BFW11	1.10	MJE522	0.84	OC28	2.30	TIC262D	2.30	1N4005	0.08	2N2223	0.23	2N4059	0.23
AC128	0.35	BA154	0.12	BC214	0.13	BD238	0.62	BFX34	0.35	MJE3055	1.27	OC35	1.73	TIL209	0.18	1N4006	0.13	2N2268	0.29	2N4060	0.18
AC141	0.32	BA155	0.13	BC237	0.13	BDX10	1.05	BFX85	0.35	MPF102	0.40	OC36	1.73	TIP29A	0.49	1N4007	0.14	2N2369A	0.29	2N4061	0.18
AC141K	0.40	BA156	0.12	BC238	0.13	BDX32	2.30	BFX87	0.35	MPF103	0.40	OC41	1.04	TIP30A	0.52	1N4009	0.08	2N2484	0.29	2N4062	0.18
AC142	0.32	BAW62	0.06	BC301	0.38	BDY20	1.73	BFX88	0.35	MPF104	0.40	OC42	1.04	TIP31A	0.38	1N4148	0.58	2N2646	0.58	2N4124	0.18
AC142K	0.40	BAX13	0.07	BC303	0.39	BDY60	3.16	BFY30	0.29	MPF105	0.40	OC43	1.04	TIP32A	0.41	1N4200	0.15	2N2904	0.37	2N4126	0.18
AC176	0.35	BAX16	0.07	BC307	0.13	BF115	0.40	BFY31	0.29	MPSA06	0.32	OC48	1.04	TIP33A	0.62	1N4401	0.20	2N3915	0.37	2N4286	0.18
AC187	0.32	BC107	0.18	BC308	0.13	BF152	0.18	BFY52	0.29	MPSA56	0.32	OC45	0.75	TIP34A	0.77	1S54	0.05	2N2906	0.24	2N4288	0.21
AC188	0.32	BC108	0.18	BC327	0.14	BF153	0.18	BFY64	0.35	MPSU01	0.61	OC71	0.63	TIP41A	0.51	1S920	0.09	2N2907	0.24	2N4289	0.21
AC197	1.50	BC109	0.18	BC328	0.14	BF154	0.20	BFY90	1.09	MPSU06	0.75	OC72	1.15	TIP42A	0.48	1S921	0.10	2N2924	0.30	2N5457	0.37
AC198	1.32	BC113	0.17	BC337	0.14	BF159	0.20	BSX19	0.31	MPSU56	0.32	OC73	1.15	TIP295S	0.81	2G301	1.15	2N2925	0.25	2N5458	0.37
AC199	1.32	BC114	0.17	BC338	0.14	BF160	0.20	BSX20	0.31	MPSU57	0.32	OC74	1.15	TIP296S	0.81	2G302	1.15	2N2926	0.25	2N5459	0.37
AC210	1.27	BC115	0.21	BCY30	1.44	BF167	0.28	BSX31	0.31	NKT401	4.03	OC75	0.75	TIS49	0.49	2G306	1.15	2N3053	0.30	2S017	11.50
AC211	1.32	BC116	0.22	BCY31	1.73	BF173	0.35	BT106	1.38	NKT403	2.88	OC76	1.15	2S140	0.29	2N404	1.50	2N3054	0.63	2S019	13.80
AC239	2.88	BC117	0.26	BCY32	1.73	BF177	0.40	BTY79/400R	0.40	NKT404	2.53	OC77	1.15	2S170	0.24	2N696	0.37	2N3055	0.75	2S026	28.75
AD149	0.86	BC118	0.21	BCY33	1.27	BF178	0.40		2.30	OA5	1.38	OC81	0.75	2S178	0.62	2N697	0.37	2N3440	0.81	2S031	1.73
AD151	0.86	BC125	0.21	BCY34	1.15	BF179	0.40	BU205	1.50	OA7	0.69	OC82	0.81Z	2S181	1.38	2N698	0.26	2N3441	0.81	2S302	2.30
AD162	0.40	BC126	0.21	BCY39	1.91	BF180	0.35	BU206	1.50	OA10	0.69	OC83	0.82	2S183	1.38	2N705	1.44	2N3442	0.81	2S303	4.40
AF106	0.40	BC135	0.17	BCY40	3.22	BF181	0.32	BU208	2.30	OA47	0.14	OC84	0.92	ZTX107	0.14	2N706	0.29	2N3614	2.53	2S322	4.03
AF114	0.86	BC136	0.22	BCY42	0.35	BF182	0.35	BY100	0.46	OA70	0.29	OC83	0.92	ZTX108	0.14	2N708	0.29	2N3702	0.13	2S324	4.03
AF115	0.86	BC137	0.22	BCY43	0.35	BF183	0.32	BY126	0.15	OA79	0.14	OC122	3.16	ZTX109	0.14	2N990	0.29	2N3703	0.13	2S701	2.30
AF116	0.86	BC142	0.14	BCY58	0.22	BF184	0.32	BY127	0.16	OA81	0.20	OC123	2.30	ZTX130	0.15	2N1131	0.35	2N3704	0.13	2S745A	1.60
AF118	0.86	BC143	0.14	BCY70	0.18	BF185	0.32	BZK61	0.20	OA85	0.39	OC124	3.16	ZTX131	0.15	2N1132	0.35	2N3705	0.13	2S746A	1.09
AF139	0.38	BC149	0.15	BCY71	0.21	BF194	0.16	Series	0.09	OA90	0.09	OC140	0.46	ZTX302	0.21	2N1302	1.38	2N3706	0.13		
AF186	1.15	BC157	0.15	BCY72	0.20	BF195	0.14	BZY88	0.12	OA91	0.09	OC141	4.93	ZTX303	0.21	2N1303	1.38	2N3707	0.13		
AF239	0.45	BC158	0.15	BCZ11	2.01	BF196	0.15	Series	0.09	OA95	0.09	OC170	1.44	ZTX304	0.23	2N1304	1.38	2N3708	0.12		
AFZ11	4.60	BC159	0.15	BD115	0.48	BF197	0.16	CRS140	0.69	OA200	0.17	OC171	1.44	ZTX311	0.15	2N1305	1.15	2N3709	0.13		
AS212	0.60	BC167	0.13	BD121	1.96	BF200	0.46	CRS306	0.52	OA202	0.17	OC172	1.44	ZTX312	0.15	2N1306	1.15	2N3710	0.12		
AS226	1.61	BC171	0.13	BD123	1.73	BF224	0.29	CRS340	0.86	OA21	0.73	OC201	2.88	ZTX500	0.16	1N3017	1.27	2N3711	0.12		
AS227	1.04	BC171	0.12	BD124	2.30	BF244	0.32			OA2200	1.73	OC202	3.16	ZTX501	0.16	1N3018	2.01				



## FIVE NEW SENSES FOR YOUR MICRO




IEEE STANDARD  
A-D CONVERTERS  
D-A CONVERTERS  
RELAY UNITS  
APPLE INTERFACES

**CIL**  
electronics Ltd

Decoy Rd, Worthing, Sussex,  
Tel: Worthing (0903) 200673

## THE COMPLETE SOLUTION TO STRAIN GAUGE AMPLIFICATION

- COMPLETE WITH BRIDGE SUPPLY
- COMPLETE WITH ALL ADJUSTMENTS (SPAN ZERO BRIDGE VOLTAGE)
- COMPLETE (NO EXTERNAL COMPONENTS NEEDED)



The series SGA 700 provides the complete solution to Strain Gauge Amplification. Simply connect the bridge, connect the power supplies and the SGA 700 does the rest. It also offers high stability. Miniature size, good supply rejection — in fact a specification as good as many instruments many times the price and size.




**CIL Electronics Ltd**  
14 Willowbrook Road,  
Worthing, Sussex BN14 8NA.  
Tel: Worthing (0903) 204646  
Telex: 87515 WISCO G ATT CIL

WW — 091 FOR FURTHER DETAILS

£1295

**PT79**

PROGRAMMABLE I.C. TESTER  
with built-in protection against misuse



Full function and parametric tests for up to 24-pin devices of the following families: TTL, RTL, CMOS, Schottky TTL, DTL, HTL, & MOS.  
Holds up to 500 test programmes including your own and/or from the Quarteck library.

**QUARTECH**

Design & Development Ltd.  
14 Kingsgate Place, London NW6 4TA  
01-328 7987/624 1487

WW — 107 FOR FURTHER DETAILS

## TV TUBE REBUILDING

Faircrest Engineering Ltd. manufacture a comprehensive range of equipment for processing all types of picture tubes, colour and mono. Standard or custom built units for established or new businesses. We export world-wide and have an excellent spares service backed by a strong technical team.

Full training courses are individually tailored to customers requirements.

For full details of our service contact Neil Jupp

**FAIRCREST ENGINEERING LTD.**

4 Union Road, Croydon, CR0 2XX  
01-684 1422/01-684 0246

WW — 102 FOR FURTHER DETAILS

## STABILIZER: FREQUENCY SHIFTERS



±5Hz Fixed Shift Circuit Boards as  
WW July 1973 article, but  
improved noise level, lower distortion, adjustment  
free oscillator and IC sockets: Mark 4.  
Small enough to be built into the cabinets of many  
amplifiers.

including  
Complete kit and board £38 **PSU & mains** DESIGNER  
Board built and aligned £49 **transformer** APPROVED

CASH WITH ORDER less 5%  
UK POST FREE ADD VAT 15%

\*\*\* NEW PRODUCT: BROADCAST MONITOR RECEIVER 150kHz-30MHz \*\*\*

**SURREY ELECTRONICS**

The Forge, Lucka Green, Cranleigh, Surrey GU6 7BG. Tel. 04866 5997

## U.K. RETURN OF POST MAIL ORDER SERVICE, ALSO WORLDWIDE EXPORT SERVICE

### BSR DE LUXE AUTOCHANGER £20

Plays 12", 10" or 7" records,  
Auto or Manual. A high  
quality unit backed by BSR  
reliability. Stereo Ceramic  
Cartridge. AC 200/250V. Size  
13 1/2 x 11 1/4 in. 3 speeds.  
Above motor board 3 3/4 in.  
Below motor board 2 1/2 in.



Post £2 Board £1 extra

### HEAVY METAL PLINTHS Post £2

Cut out for most BSR or Garrard decks.  
Silver grey finish. Size 16x13 1/4 in.

**DECCA TEAK VENEERED PLINTH** Post £1.50  
Superior finish with space and panel for  
small amplifier. Board is cut for B.S.R. or Garrard.  
18 3/4 in. x 14 1/4 in. x 4 in. Black/silver fascia trim.

**Suitable plastic cover £6**  
with board cut for B.S.R. (Post £1)

**WOOD PLINTH, TEAK EFFECT** Size 15x15x3 in.  
Post £2

**PIONEER and J.V.C. TEAK VENEERED PLINTH** Post £2  
19 x 14 1/2 in. with Plastic Cover 17 3/4 x 13 in. £10.50

### TINTED PLASTIC COVERS Post £1.50

Sizes: 14 1/2 x 12 1/2 x 3 in. £5. 18 1/4 x 12 1/2 x 3 in. £6  
16 3/4 x 13 x 4 in. £6. 14 1/4 x 13 x 3 3/4 in. £5.

### BSR SINGLE PLAYER DECKS

**BSR P172 RIM DRIVE QUALITY DECK**  
Manual or automatic play.  
Precision ultra slim arm.  
Cueing device. Bargain price

With stereo ceramic cartridge  
Post £2

**BSR P207 BUDGET SINGLE PLAYER** ideal for disco or  
small two-speed Hi-Fi system with stereo cartridge and  
cueing device. £15 Post £2

BSR ready cut mounting board. Only £1 extra.

### GARRARD 6-200 SINGLE PLAYER DECK

Brushed Aluminium Arm with stereo ceramic cartridge and  
Diamond Stylus. 3-speeds. Manual and Auto Stop/Start. Large  
Metal Turntable. Cueing Device and Pause Control. £22 Post £2

Ready cut mounting board £1 extra.

### BATTERY ELIMINATOR MAINS TO 9 VOLT D.C.

Stabilised output, 9 volt 400 m.a. U.K. made in plastic  
case with screw terminals. Safety overload cut out. Size  
5 x 3 3/4 x 2 1/2 in. Transformer Rectifier Unit. Suitable  
Radios, Cassettes, models. £4.50. Post 65p.

### DELUXE SWITCHED MODEL STABILISED VOLTAGES

3-6-7-9 volt 400ma DC max. Universal output plug  
and lead. Pilot light, mains switch, polarity switch,  
£7.50. Post 65p.

**DRILL SPEED CONTROLLER/LIGHT DIMMER KIT.** Easy to build kit.  
Controls up to 480 watts AC mains. £3. Post 65p.

**DE LUXE MODEL READY-BUILT 800 watts plus Photo Electric**  
Sunset "On" feature. Front plate fits standard box, £4.

### ECHO CHAMBER or REVERB

Good quality unit with end-  
less play tape cartridge.  
Stationary play heads ensure  
good reproduction and echo  
variance is achieved by  
changing tape speed. Input  
imp: 50k and 600 ohms.  
Power: 240 volts A.C.

£68. Post £2. Spare tape £5.

**RELAYS.** 12V DC £1.25. 6V DC 95p. 18V £1.25.  
**BLANK ALUMINIUM CHASSIS.** 6 x 4—£1.20; 8 x 6—£1.50;  
10 x 7—£1.90; 12 x 8—£2.20; 14 x 9—£2.50; 16 x 6—£2.40;  
16 x 10—£2.70. All 2 1/2 in. deep. 18 swg.

**ANGLE ALL.** 6 x 3 1/4 x 3 1/4 in. 18 swg. 25p.  
**ALUMINIUM PANELS.** 18swg. 6 x 4—36p; 8 x 6—60p;  
14 x 3—60p; 10 x 7—80p; 12 x 8—90p; 12 x 5—60p;  
16x6—90p; 14x9—£1.20; 12x12—£1.30; 16x10—£1.40.

**PLASTIC AND ALI BOXES IN STOCK. MANY SIZES**  
**ALUMINIUM BOXES.** 4 x 4 x 1 1/2 £1.4 x 2 1/2 x 2 £1.  
3 x 2 x 1 80p. 6 x 4 x 2 £1.30. 7 x 5 x 2 1/2 £1.45.  
8 x 6 x 3 £2.20. 10 x 7 x 3 £2.50. 12 x 5 x 3 £2.30.

12 x 8 x 3 £3. All 18swg.  
**BRIDGE RECTIFIER** 200V PIV 2a £1.4a £1.50. 8a £2.50.  
**TOGGLE SWITCHES** SP 30p. DPST 40p. DPDT 50p.

**RESISTORS.** 100 to 10M. 1/4W, 1/2W, 1W, 1p: 2W 10p.  
**HIGH STABILITY.** 1/2w 2% 10 ohms to 1 meg. 8p.  
Ditto 5%. Preferred values. 10 ohms to 10 meg. 3p.

**WIRE WOUND RESISTORS** 5 watt, 10 watt, 15 watt 20p  
**PICK-UP CARTRIDGES SONATONE 9TA £2.50. 9TAC £3.80**  
**BSR Stereo Ceramic SC7 Medium Output £2.**

**PHILIPS PLUG-IN HEAD.** AU1020 (G306 - GP310 - GP233 -  
AG3306 - AG3310) £2.

**LOCKTITE SEALING KIT DECCA 118.** Complete £1.  
**SOLDERING IRON** 240V 40W. 5mm bit £2.95.

**JACK PLUGS Mono Plastic 25p; Metal 30p.**  
**JACK PLUGS Stereo Plastic 30p; Metal 35p.**

**JACK SOCKETS Mono Open 20p; Closed 25p.**  
**JACK SOCKETS Stereo Open 25p; Closed 30p.**

**FREE SOCKETS** — Cable end 30p.  
2.5mm and 3.5mm JACK SOCKETS 20p.  
2.5mm and 3.5mm JACK PLUGS 20p.

**DIN TYPE CONNECTORS**  
Sockets 3-pin, 5-pin 10p. Free Sockets 3-pin, 5-pin 25p.  
Plugs 3-pin 20p; 5-pin 25p.

**PHONO PLUGS and SOCKETS** ea, 10p.  
Free Socket for cable and ea, 15p.  
Screened Phono Plugs ea, 15p.

**POTENTIOMETERS Carbon Track**  
5k1 to 2M. LOG or LIN. L/S 50p. DP 90p. Stereo L/S £1.10.  
DP £1.30. Edge Pot 5K, SP 45p.  
Sliders Mono 65p. Stereo 85p.

## RADIO COMPONENT SPECIALISTS

Radio Books and Components Lists 28p stamps. (Minimum post/packing charge 65p.) Access or Barclaycard Visa. Please Tel: 01-684 1665 for same day despatch. Cash prices include VAT.

WW — 009 FOR FURTHER DETAILS

### MINI-MULTI TESTER

Deluxe pocket size precision moving  
coil instrument. Impedance + Capacity  
— 2000 ohms. Battery included.  
11 instant ranges measure:  
DC volts 10, 50, 250, 1000.  
AC volts 10, 50, 250, 1000.  
DC amps 0-100mA.  
Continuity and resistance to 1 meg  
ohms in two ranges.

£6.50 Post 65p

**De-Luxe Range Doubler Model,**  
50,000 ohms. £18.50. 7 x 5 x 2 in. Post £1

### NEW PANEL METERS £4

50µa 100µa, 500µa,  
1ma, 5ma, 50ma, 100ma,  
25 volt, 50 volt, VU Meter.  
500ma, 1 amp, 2 amp  
Facia 2 3/8 x 1 3/4 x 1 1/2 in.

Lighting kit 6 or 12v 90p extra.  
1ma (240° scale) 2 1/4 in. sq. £5 Post 65p

**RCS SOUND TO LIGHT CONTROL KIT**  
Kit of parts to build a 3 channel sound to light unit  
1,000 watts per channel. Suitable for home or disco.  
Easy to build. Full instructions supplied. Cabinet Post 95p

£4.50 extra. Will operate from 200MV to 100 watt signal.  
200 Watt Rear Reflecting White Light Bulbs. Ideal for Disco  
Lights, Edison Screw. 6 for £4, or 12 for £7.50. Post 65p.

**"MINOR" 10 watt AMPLIFIER KIT £14**  
This kit is suitable for record players, guitars, tape playback,  
electronic instruments or small PA systems. Two versions  
available: Mono, £14; Stereo, £20. Post £1. Specification.  
10W per channel; input 100mV; size 9 1/2 x 3 x 2 in. approx.  
SAE details. Full instructions supplied. AC mains powered.  
Input can be modified to suit guitar.

**RCS STEREO PRE-AMP KIT.** All parts to build this pre-amp.  
Inputs for high, medium or low imp. per  
channel, with volume control and PC Board  
Can be ganged to make multi-way stereo mixers

£2.95 Post 65p

**MAINS TRANSFORMERS**  
250-0-250V 70mA, 6.5V, 2A £4.50 £2  
250-0-250V 80mA, 6.3V 3.5A, 6.3V 1A £5.00 £2  
350-0-350V 250mA, 6.3V 6a C.T. £12.00 £2  
300-0-300V 120mA, 2x6.3V 2A C.T.; 5V 2A £10.00 £2  
220V 45mA, 6.3V 2A £2.50 £1

**GENERAL PURPOSE LOW VOLTAGE**  
Tapped outputs available

2 amp, 3, 4, 5, 6, 8, 9, 10, 12, 15, 18, 25 and 30V £6.00 £2  
1 amp, 6, 8, 10, 12, 15, 18, 20, 24, 30, 36, 40, 48, 60 £6.00 £2  
2 amp, 6, 8, 10, 12, 15, 18, 20, 24, 30, 36, 40, 48, 60 £9.50 £2  
3 amp, 6, 8, 10, 12, 15, 18, 20, 24, 30, 36, 40, 48, 60 £12.50 £2  
5 amp, 6, 8, 10, 12, 15, 18, 20, 24, 30, 36, 40, 48, 60 £16.00 £2

12V, 100mA £1.30 80p 20V, 40V, 60V, 1a £4.00 £2  
12V, 750mA £2.00 80p 12V, 3a £3.50 £1  
10-0-10V 2a £3.00 £1 10V, 30V, 40V, 2a £3.50 £1  
30V, 5a and 2 of 28 volt 1a £5.00 £2  
17-0-17V 2a £4.50 £2 20V, 1a £3.00 £1  
0.5, 8, 10, 16V, 1/2a £2.50 80p 20V-0-20V, 1a £3.50 £1  
9V, 3a £3.50 £1 9-0-9V 50ma £1.50 80p  
25-0-25V 2a £4.50 £1 2 of 18V, 6a £11.00 £2  
30V, 1 1/2a £3.50 £1 12-0-12V, 2a £3.50 £1  
6V 1/2a £2.00 £1 9V, 1/4a £1.50 80p  
15-0-15V, 2a £3.75 £1 32-0-32V, 6 1/2a £11.00 £2

**AUTO WOUND 115V to 240V 150W £9.** 400W £11; 500W £12 £2

**CHARGER TRANS** Post  
6-12 volt 3a £4.00+£2  
6-12 volt 4a £6.50+£2

**RECTIFIERS** Post  
6-12 volt 2a £1.10+80p  
6-12 volt 4a £2.00+80p

**OPUS COMPACT SPEAKERS**  
FLUTED WOOD FRONTS  
TEAK VENEERED CABINET  
11x8 1/2 x 7 in 15 watts  
50 to 14,000 cps. 4 ohm or 8 ohm

£20 pair Post £2

**LOW VOLTAGE ELECTROLYTICS** ALL 10p  
1mf, 2mf, 4mf, 8mf, 10mf, 16mf, 25mf, 30mf, 50mf, 100mf, 250mf. All 15 volts. 22mf/6v/10v; 25mf/6v/10v; 47mf/10v; 50mf/10v; 68mf/10v; 82mf/10v; 100mf/10v; 150mf/10v; 200mf/10v/16v; 220mf/16v/10v/16v; 330mf/14v/10v; 500mf/16v/6v; 680mf/16v/10v/16v; 1000mf/12.5v/14v/10v; 1500mf/16v/10v/16v; 2200mf/6v/10v; 3300mf/6v/10v; 4700mf/4v/10v. All 10p.

**500mF 12V 15p; 25V 20p; 50V 30p.**  
1000mF 12V 20p; 25V 35p; 50V 50p; 100V 70p.  
2000mF 6V 25p; 25V 42p; 40V 60p; 1200mF 76V 80p.  
2500mF 50V 70p; 3000mF 50V 65p; 2000mF 100V £1.20.  
4500mF 64V £2. 4700mF 63V £1.20. 2700mF/76V £1.

**HIGH VOLTAGE ELECTROLYTICS**  
8/450V 45p 8+8/450V 75p 32+32+16/350V 90p  
8/800V £1.20 8+16/450V 75p 100+100/275V 65p  
16/350V 45p 20+20/450V 75p 150+200/275V 70p  
32/500V 75p 32+32/350V 50p 220/450V 95p  
32/350V 50p 32+32/500 1.80 80+40/500V £2  
50/500V £1.20 50+50/300V 50p

**VALVE OUTPUT Transformers (small) 90p.**  
TRIMMERS 10pF, 30pF, 50pF, 5p, 100pF, 150pF, 15p.  
CAPACITORS Various 10pF to 100,000pF 5p

**PAPER 500V-0.1 7p; 0.5 13p; 1mf 150V 20p; 2mf 150V 20p;**  
500V-0.001 to 0.05 12p; 0.1 15p; 0.25 25p; 0.47 35p.

**MICRO SWITCH SINGLE POLE CHANGEOVER 30p.**  
SUB-MIN MICRO SWITCH, 30p. Single pole changeover,  
TWIN GANG, 120pF 50p; 500pF £1.

**GEARED TWIN GANGS 25pF 95p, 365pF £1.**  
GEARED 365 + 365 + 25 + 25pF £1.

**TRANSISTOR TWIN GANG.** Japanese Replacement 50p.  
NEON PANEL INDICATORS 250V 30p.

**ILLUMINATED ROCKER SWITCH.** Single pple. Red 65p.  
CASSETTE MONO REPLAY. Complete wprking £12.50


**CASSETTE MOTOR.** 6 volt £1  
CASSETTE MECHANISM. 6 or 12v Stereo Heads £5  
U.H.F. COAXIAL CABLE SUPER LOW LOSS. 25p yd.  
COAX PLUGS 20p. COAX SOCKETS 20p.

## NEW baker Star sound

high power full range  
quality loudspeakers  
produced to give  
exceptional  
reproduction. Ideal for Hi-Fi,  
music P.A. or  
discotheques. These  
loudspeakers are  
recommended where  
high power handling is  
required with quality  
results. The high flux  
ceramic magnet ensures  
clear response.



MODEL	INCHES	OHMS	WATTS	TYPE	PRICE	POST
MAJOR	12	4-8-16	30	HI-FI	£14	£2
DELUXE MK II	12	8-16	15	HI-FI	£14	£2
SUPERB	12	8-16	30	HI-FI	£24	£2
AUDITORIUM	12	8-16	45	HI-FI	£22	£2
AUDITORIUM	15	8-16	80	HI-FI	£34	£2
GROUP 45	12	4-8-16	45	PA	£14	£2
GROUP 75	12	4-8-16	75	PA	£22	£2
GROUP 100	12	8-16	100	PA	£24	£2
GROUP 100	15	8-16	100	PA	£32	£2
DISCO 100	12	8-16	100	DISCO	£24	£2
DISCO 100	15	8-16	100	DISCO	£32	£2



### BAKER 150 WATT MIXER/POWER AMPLIFIER £89 Post £2 SLAVE VERSION £75

For Organs, Discotheque, Vocal, Public Address. Three loudspeaker  
outlets for 4, 8 or 16 ohms. Four high gain inputs, each 20 mv, 50K ohm.  
Individual volume controls "Four channel" mixing. 150 watts into 8  
ohms R.M.S. Music Power. Distortion less than 1%. Slave output 500  
M.V. 25K ohm. Frequency Response 25 Hz — 20kHz ± 3dB. Integral Hi-Fi  
pre-amp separate Bass & Treble. Compact — 16" x 8" x 5 1/2".  
Lightweight — 14lb. Master volume control. Made in England. 12  
months' guarantee. 200/250V A.C. mains or 120V to order. All transistor  
and solid state devices. 100 Volt Line £15 extra.

**BAKERS NEW PA150 MICROPHONE PA AMPLIFIER £129.** Post £3  
4 channel 8 inputs, dual impedance, 50K-600 ohm 4 channel mixing,  
volume, treble, bass. Presence controls, Master volume control,  
echo/send/return sockets. Slave input/output sockets.

### BAKER 50 WATT AMPLIFIER

£69 Post £2  
Ideal for Halls/PA systems, Discos and Groups. Two inputs.  
Mixer, Volume Controls, Master Bass, Treble and Gain.

**RCS offers MOBILE PA AMPLIFIERS.** Outputs 4-18-16 ohms £46 (PP £2).  
20-watt RMS 12v DC, AC 240v; 3 inputs. 50K £75 (PP £2).  
40-watt RMS 12v DC, AC 240v; 4 inputs. 50K £75 (PP £2).  
Mic 1; Mic 2; Phono; aux. outputs 4 or 8 or 16 and 100v lin.  
60-watt RMS. Mobile 24 volt DC & 240-volt AC mains. inputs 50K.  
3 mics + 1 music. Outputs 4-8-16 ohm + 100 volts line £95 (PP £2).



# WHAT PRICE PERFORMANCE FROM GROTECH? Not a lot - you'll like it!

NEW

## TYPE 3030

**DC-15MHz Bandwidth**  
**5mV/div sensitivity**  
**200ns - 200ms/div sweep speeds**  
**Rectangular CRT**  
**Compact and lightweight**  
**BUILT-IN COMPONENT TESTER**

**Triggered and automatic sweep**  
**Triggering to 20MHz**  
**Fully regulated high and low voltage supplies**  
**200mV Calibration signal**

**£145\***

## TYPE 3131

**DC-15MHz Bandwidth**  
**5mV/div sensitivity on both channels**  
**Algebraic addition and subtraction**  
**X-Y Operation**  
**BUILT-IN COMPONENT TESTER**

**200ns/div to 0.2s/div timebase**  
**5" CRT**  
**Triggering to 35MHz**  
**Z Modulation**  
**10 x 8 div display**  
**TV Frame trigger**

**£230\***

3030 and 3131 just two models in the range, reflect the Crotech philosophy of building-in extra performance. Both scopes offer the full specification you expect and demand. But now the extra: both feature a Component Tester which displays the characteristics of active and passive components either in or out of circuit. This benefit extends both instruments beyond the limits of a normal scope. The price?, well that speaks for itself.

For details telephone Reading (0734) 866945 and ask for our full catalogue.

\*U.K. LIST EXC VAT

**Crotech Instruments Limited**

5 Nimrod Way, Elgar Road, Reading, Berks. RG2 0EB.

WW - 045 FOR FURTHER DETAILS

## New KONTAKT Sprays

for the Electronics & Electrical Industries



### KALTRON 601

A new cleaner for Magnetic Recording Units. Kaltron 601 has an extremely low surface tension thereby enabling the cleaning of magnetic sound heads leaving no deposit or other traces. It is chemically pure (99.8%) - non conductive - non-flammable. It can be used on energised electrical installations and electronic equipment, e.g. video units, tape recorders, data processing systems etc.

Also NEW

### PRINTER 66

Spray cleaner for type wheel printers, matrix printers and chain printers. Can also be used for cleaning normal typewriters.

### SCREEN 99

Specialty for the cleaning of all types of screens, including data terminals and T.V. Screens.

### VASELINE SPRAY 701

For use in communications engineering and construction of antennae. Proved successful as corrosion inhibitor for cable clamps, connecting screw joints etc. Application from spray can with capillary tube is clean and simple. Distributed by:


**Special Products Distributors Ltd.**  
81 Piccadilly, London, W1V 0HL

Tel: 01-629 9556 : Cables: Specipro, London, W.1  
Telex: 265200 (answerback RACEN)

WW - 059 FOR FURTHER DETAILS

## METALFILM RESISTORS

1% Tolerance, 1/4 Watt



ONLY 3p EACH

Minimum order £10  
Minimum 5 pps per value  
89 Values (E24)

Special offer: 5 PCS OF EACH (445 RESISTORS) ONLY £11.50.  
High Quality High Stability. Huge Strength.  
VAT inclusive. Add £1.00 p&p all areas.

**ORION SCIENTIFIC PRODUCTS LTD.**  
4 Golden Square, London, W.1

WW - 046 FOR FURTHER DETAILS

## RADIATION DETECTORS

BE PREPARED

VIEW THRU LENS

- THIS DOSIMETER WILL AUTOMATICALLY DETECT GAMMA AND X-RAYS
- UNIT IS SIZE OF FOUNTAIN PEN & CLIPS ONTO TOP POCKET
- PRECISION INSTRUMENT
- MANUFACTURERS CURRENT PRICE OF A SIMILAR MODEL OVER £25 EACH

British design & manufacture  
Tested and fully guaranteed. Ex-stock delivery.

**HENRY'S**

01-723 1008/9

404 EDGWARE ROAD, LONDON W2 1ED

FREE RECHARGE SERVICE AFTER PURCHASE  
**£6.95**  
inc. VAT Post & Pack 60p  
COMPLETE WITH DATA



<b>TTLs by TEXAS</b> 7400 11p 74LS00 12p 4023 20p 7401 11p 74LS01 14p 4024 20p 7402 12p 74LS02 14p 4025 20p 7403 14p 74LS03 15p 4026 20p 7404 14p 74LS04 15p 4027 20p 7405 14p 74LS05 15p 4028 20p 7406 14p 74LS06 15p 4029 20p 7407 14p 74LS07 15p 4030 20p 7408 14p 74LS08 15p 4031 20p 7409 14p 74LS09 15p 4032 20p 7410 14p 74LS10 15p 4033 20p 7411 14p 74LS11 15p 4034 20p 7412 14p 74LS12 15p 4035 20p 7413 14p 74LS13 15p 4036 20p 7414 14p 74LS14 15p 4037 20p 7415 14p 74LS15 15p 4038 20p 7416 14p 74LS16 15p 4039 20p 7417 14p 74LS17 15p 4040 20p 7418 14p 74LS18 15p 4041 20p 7419 14p 74LS19 15p 4042 20p 7420 14p 74LS20 15p 4043 20p 7421 14p 74LS21 15p 4044 20p 7422 14p 74LS22 15p 4045 20p 7423 14p 74LS23 15p 4046 20p 7424 14p 74LS24 15p 4047 20p 7425 14p 74LS25 15p 4048 20p 7426 14p 74LS26 15p 4049 20p 7427 14p 74LS27 15p 4050 20p 7428 14p 74LS28 15p 4051 20p 7429 14p 74LS29 15p 4052 20p 7430 14p 74LS30 15p 4053 20p 7431 14p 74LS31 15p 4054 20p 7432 14p 74LS32 15p 4055 20p 7433 14p 74LS33 15p 4056 20p 7434 14p 74LS34 15p 4057 20p 7435 14p 74LS35 15p 4058 20p 7436 14p 74LS36 15p 4059 20p 7437 14p 74LS37 15p 4060 20p 7438 14p 74LS38 15p 4061 20p 7439 14p 74LS39 15p 4062 20p 7440 14p 74LS40 15p 4063 20p 7441 14p 74LS41 15p 4064 20p 7442 14p 74LS42 15p 4065 20p 7443 14p 74LS43 15p 4066 20p 7444 14p 74LS44 15p 4067 20p 7445 14p 74LS45 15p 4068 20p 7446 14p 74LS46 15p 4069 20p 7447 14p 74LS47 15p 4070 20p 7448 14p 74LS48 15p 4071 20p 7449 14p 74LS49 15p 4072 20p 7450 14p 74LS50 15p 4073 20p 7451 14p 74LS51 15p 4074 20p 7452 14p 74LS52 15p 4075 20p 7453 14p 74LS53 15p 4076 20p 7454 14p 74LS54 15p 4077 20p 7455 14p 74LS55 15p 4078 20p 7456 14p 74LS56 15p 4079 20p 7457 14p 74LS57 15p 4080 20p 7458 14p 74LS58 15p 4081 20p 7459 14p 74LS59 15p 4082 20p 7460 14p 74LS60 15p 4083 20p 7461 14p 74LS61 15p 4084 20p 7462 14p 74LS62 15p 4085 20p 7463 14p 74LS63 15p 4086 20p 7464 14p 74LS64 15p 4087 20p 7465 14p 74LS65 15p 4088 20p 7466 14p 74LS66 15p 4089 20p 7467 14p 74LS67 15p 4090 20p 7468 14p 74LS68 15p 4091 20p 7469 14p 74LS69 15p 4092 20p 7470 14p 74LS70 15p 4093 20p 7471 14p 74LS71 15p 4094 20p 7472 14p 74LS72 15p 4095 20p 7473 14p 74LS73 15p 4096 20p 7474 14p 74LS74 15p 4097 20p 7475 14p 74LS75 15p 4098 20p 7476 14p 74LS76 15p 4099 20p 7477 14p 74LS77 15p 4100 20p 7478 14p 74LS78 15p 4101 20p 7479 14p 74LS79 15p 4102 20p 7480 14p 74LS80 15p 4103 20p 7481 14p 74LS81 15p 4104 20p 7482 14p 74LS82 15p 4105 20p 7483 14p 74LS83 15p 4106 20p 7484 14p 74LS84 15p 4107 20p 7485 14p 74LS85 15p 4108 20p 7486 14p 74LS86 15p 4109 20p 7487 14p 74LS87 15p 4110 20p 7488 14p 74LS88 15p 4111 20p 7489 14p 74LS89 15p 4112 20p 7490 14p 74LS90 15p 4113 20p 7491 14p 74LS91 15p 4114 20p 7492 14p 74LS92 15p 4115 20p 7493 14p 74LS93 15p 4116 20p 7494 14p 74LS94 15p 4117 20p 7495 14p 74LS95 15p 4118 20p 7496 14p 74LS96 15p 4119 20p 7497 14p 74LS97 15p 4120 20p 7498 14p 74LS98 15p 4121 20p 7499 14p 74LS99 15p 4122 20p 7500 14p 74LS100 15p 4123 20p 7501 14p 74LS101 15p 4124 20p 7502 14p 74LS102 15p 4125 20p 7503 14p 74LS103 15p 4126 20p 7504 14p 74LS104 15p 4127 20p 7505 14p 74LS105 15p 4128 20p 7506 14p 74LS106 15p 4129 20p 7507 14p 74LS107 15p 4130 20p 7508 14p 74LS108 15p 4131 20p 7509 14p 74LS109 15p 4132 20p 7510 14p 74LS110 15p 4133 20p 7511 14p 74LS111 15p 4134 20p 7512 14p 74LS112 15p 4135 20p 7513 14p 74LS113 15p 4136 20p 7514 14p 74LS114 15p 4137 20p 7515 14p 74LS115 15p 4138 20p 7516 14p 74LS116 15p 4139 20p 7517 14p 74LS117 15p 4140 20p 7518 14p 74LS118 15p 4141 20p 7519 14p 74LS119 15p 4142 20p 7520 14p 74LS120 15p 4143 20p 7521 14p 74LS121 15p 4144 20p 7522 14p 74LS122 15p 4145 20p 7523 14p 74LS123 15p 4146 20p 7524 14p 74LS124 15p 4147 20p 7525 14p 74LS125 15p 4148 20p 7526 14p 74LS126 15p 4149 20p 7527 14p 74LS127 15p 4150 20p 7528 14p 74LS128 15p 4151 20p 7529 14p 74LS129 15p 4152 20p 7530 14p 74LS130 15p 4153 20p 7531 14p 74LS131 15p 4154 20p 7532 14p 74LS132 15p 4155 20p 7533 14p 74LS133 15p 4156 20p 7534 14p 74LS134 15p 4157 20p 7535 14p 74LS135 15p 4158 20p 7536 14p 74LS136 15p 4159 20p 7537 14p 74LS137 15p 4160 20p 7538 14p 74LS138 15p 4161 20p 7539 14p 74LS139 15p 4162 20p 7540 14p 74LS140 15p 4163 20p 7541 14p 74LS141 15p 4164 20p 7542 14p 74LS142 15p 4165 20p 7543 14p 74LS143 15p 4166 20p 7544 14p 74LS144 15p 4167 20p 7545 14p 74LS145 15p 4168 20p 7546 14p 74LS146 15p 4169 20p 7547 14p 74LS147 15p 4170 20p 7548 14p 74LS148 15p 4171 20p 7549 14p 74LS149 15p 4172 20p 7550 14p 74LS150 15p 4173 20p 7551 14p 74LS151 15p 4174 20p 7552 14p 74LS152 15p 4175 20p 7553 14p 74LS153 15p 4176 20p 7554 14p 74LS154 15p 4177 20p 7555 14p 74LS155 15p 4178 20p 7556 14p 74LS156 15p 4179 20p 7557 14p 74LS157 15p 4180 20p 7558 14p 74LS158 15p 4181 20p 7559 14p 74LS159 15p 4182 20p 7560 14p 74LS160 15p 4183 20p 7561 14p 74LS161 15p 4184 20p 7562 14p 74LS162 15p 4185 20p 7563 14p 74LS163 15p 4186 20p 7564 14p 74LS164 15p 4187 20p 7565 14p 74LS165 15p 4188 20p 7566 14p 74LS166 15p 4189 20p 7567 14p 74LS167 15p 4190 20p 7568 14p 74LS168 15p 4191 20p 7569 14p 74LS169 15p 4192 20p 7570 14p 74LS170 15p 4193 20p 7571 14p 74LS171 15p 4194 20p 7572 14p 74LS172 15p 4195 20p 7573 14p 74LS173 15p 4196 20p 7574 14p 74LS174 15p 4197 20p 7575 14p 74LS175 15p 4198 20p 7576 14p 74LS176 15p 4199 20p 7577 14p 74LS177 15p 4200 20p 7578 14p 74LS178 15p 4201 20p 7579 14p 74LS179 15p 4202 20p 7580 14p 74LS180 15p 4203 20p 7581 14p 74LS181 15p 4204 20p 7582 14p 74LS182 15p 4205 20p 7583 14p 74LS183 15p 4206 20p 7584 14p 74LS184 15p 4207 20p 7585 14p 74LS185 15p 4208 20p 7586 14p 74LS186 15p 4209 20p 7587 14p 74LS187 15p 4210 20p 7588 14p 74LS188 15p 4211 20p 7589 14p 74LS189 15p 4212 20p 7590 14p 74LS190 15p 4213 20p 7591 14p 74LS191 15p 4214 20p 7592 14p 74LS192 15p 4215 20p 7593 14p 74LS193 15p 4216 20p 7594 14p 74LS194 15p 4217 20p 7595 14p 74LS195 15p 4218 20p 7596 14p 74LS196 15p 4219 20p 7597 14p 74LS197 15p 4220 20p 7598 14p 74LS198 15p 4221 20p 7599 14p 74LS199 15p 4222 20p 7600 14p 74LS200 15p 4223 20p 7601 14p 74LS201 15p 4224 20p 7602 14p 74LS202 15p 4225 20p 7603 14p 74LS203 15p 4226 20p 7604 14p 74LS204 15p 4227 20p 7605 14p 74LS205 15p 4228 20p 7606 14p 74LS206 15p 4229 20p 7607 14p 74LS207 15p 4230 20p 7608 14p 74LS208 15p 4231 20p 7609 14p 74LS209 15p 4232 20p 7610 14p 74LS210 15p 4233 20p 7611 14p 74LS211 15p 4234 20p 7612 14p 74LS212 15p 4235 20p 7613 14p 74LS213 15p 4236 20p 7614 14p 74LS214 15p 4237 20p 7615 14p 74LS215 15p 4238 20p 7616 14p 74LS216 15p 4239 20p 7617 14p 74LS217 15p 4240 20p 7618 14p 74LS218 15p 4241 20p 7619 14p 74LS219 15p 4242 20p 7620 14p 74LS220 15p 4243 20p 7621 14p 74LS221 15p 4244 20p 7622 14p 74LS222 15p 4245 20p 7623 14p 74LS223 15p 4246 20p 7624 14p 74LS224 15p 4247 20p 7625 14p 74LS225 15p 4248 20p 7626 14p 74LS226 15p 4249 20p 7627 14p 74LS227 15p 4250 20p 7628 14p 74LS228 15p 4251 20p 7629 14p 74LS229 15p 4252 20p 7630 14p 74LS230 15p 4253 20p 7631 14p 74LS231 15p 4254 20p 7632 14p 74LS232 15p 4255 20p 7633 14p 74LS233 15p 4256 20p 7634 14p 74LS234 15p 4257 20p 7635 14p 74LS235 15p 4258 20p 7636 14p 74LS236 15p 4259 20p 7637 14p 74LS237 15p 4260 20p 7638 14p 74LS238 15p 4261 20p 7639 14p 74LS239 15p 4262 20p 7640 14p 74LS240 15p 4263 20p 7641 14p 74LS241 15p 4264 20p 7642 14p 74LS242 15p 4265 20p 7643 14p 74LS243 15p 4266 20p 7644 14p 74LS244 15p 4267 20p 7645 14p 74LS245 15p 4268 20p 7646 14p 74LS246 15p 4269 20p 7647 14p 74LS247 15p 4270 20p 7648 14p 74LS248 15p 4271 20p 7649 14p 74LS249 15p 4272 20p 7650 14p 74LS250 15p 4273 20p 7651 14p 74LS251 15p 4274 20p 7652 14p 74LS252 15p 4275 20p 7653 14p 74LS253 15p 4276 20p 7654 14p 74LS254 15p 4277 20p 7655 14p 74LS255 15p 4278 20p 7656 14p 74LS256 15p 4279 20p 7657 14p 74LS257 15p 4280 20p 7658 14p 74LS258 15p 4281 20p 7659 14p 74LS259 15p 4282 20p 7660 14p 74LS260 15p 4283 20p 7661 14p 74LS261 15p 4284 20p 7662 14p 74LS262 15p 4285 20p 7663 14p 74LS263 15p 4286 20p 7664 14p 74LS264 15p 4287 20p 7665 14p 74LS265 15p 4288 20p 7666 14p 74LS266 15p 4289 20p 7667 14p 74LS267 15p 4290 20p 7668 14p 74LS268 15p 4291 20p 7669 14p 74LS269 15p 4292 20p 7670 14p 74LS270 15p 4293 20p 7671 14p 74LS271 15p 4294 20p 7672 14p 74LS272 15p 4295 20p 7673 14p 74LS273 15p 4296 20p 7674 14p 74LS274 15p 4297 20p 7675 14p 74LS275 15p 4298 20p 7676 14p 74LS276 15p 4299 20p 7677 14p 74LS277 15p 4300 20p 7678 14p 74LS278 15p 4301 20p 7679 14p 74LS279 15p 4302 20p 7680 14p 74LS280 15p 4303 20p 7681 14p 74LS281 15p 4304 20p 7682 14p 74LS282 15p 4305 20p 7683 14p 74LS283 15p 4306 20p 7684 14p 74LS284 15p 4307 20p 7685 14p 74LS285 15p 4308 20p 7686 14p 74LS286 15p 4309 20p 7687 14p 74LS287 15p 4310 20p 7688 14p 74LS288 15p 4311 20p 7689 14p 74LS289 15p 4312 20p 7690 14p 74LS290 15p 4313 20p 7691 14p 74LS291 15p 4314 20p 7692 14p 74LS292 15p 4315 20p 7693 14p 74LS293 15p 4316 20p 7694 14p 74LS294 15p 4317 20p 7695 14p 74LS295 15p 4318 20p 7696 14p 74LS296 15p 4319 20p 7697 14p 74LS297 15p 4320 20p 7698 14p 74LS298 15p 4321 20p 7699 14p 74LS299 15p 4322 20p 7700 14p 74LS300 15p 4323 20p 7701 14p 74LS301 15p 4324 20p 7702 14p 74LS302 15p 4325 20p
---



## MICRO TIMES

19 Mill St., Bideford, North Devon  
EX39 2JR, England (WVN)  
Telephone Bideford (023 72) 79798

### INTRODUCING CMOS AND TTL

see below for micro prices

CMOS	74LS	TTL	VOLTAGE REGULATORS	LM3900N	46p
4001	12p	74LS00	1A	LM3914	22.00
4002	12p	74LS01	1A	LM3915	22.00
4006	68p	74LS02	13p	LM13600	£1.20
4007	13p	74LS03	13p	SN76477N	£1.75
4008	60p	74LS04	13p	LM741	15p
4010	35p	74LS05	13p	UA703	85p
4011	12p	74LS10	13p	UA747	58p
4012	18p	74LS14	50p	UA748	26p
4013	33p	74LS20	13p	TL074CN	£1.20
4014	60p	74LS26	18p	TL081CP	38p
4015	62p	74LS30	14p	TL082CP	60p
4016	62p	74LS32	14p	TL084CN	98p
4017	53p	74LS38	16p	LM3302	85p
4018	58p	74LS42	39p	TL490	£1.10
4019	38p	74LS47	41p	1488	70p
4020	65p	74LS73	21p	1489	70p
4023	18p	74LS74	19p	8726	£1.50
4024	38p	74LS75	29p	8728	£1.50
4025	14p	74LS86	39p	8795	£1.50
4026	£1.28	74LS90	35p	ICM7555	80p
4027	35p	74LS93	39p		
4028	62p	74LS107	40p		
4029	70p	74LS112	70p		
4030	48p	74LS123	45p		
4031	£1.95	74LS125	29p		
4040	66p	74LS132	50p		
4042	55p	74LS138	39p		
4044	60p	74LS151	75p		
4046	74p	74LS155	48p		
4047	78p	74LS157	35p		
4048	44p	74LS161	42p		
4049	27p	74LS163	42p		
4050	27p	74LS164	50p		
4051	60p	74LS173	75p		
4052	60p	74LS174	77p		
4056	£1.50	74LS175	59p		
4060	86p	74LS221	63p		
4063	£1.18	74LS244	83p		
4066	38p	74LS245	£1.20		
4068	18p	74LS251	45p		
4069	15p	74LS257	55p		
4070	22p	74LS261	£3.10		
4071	18p	74LS366	38p		
4075	20p	74LS373	78p		
4077	20p	74LS374	78p		
4078	20p	74LS393	60p		
4081	18p				
4093	42p				
4503	65p				
4510	51p				
4518	70p				
4520	70p				
4560	£2.20				
4572	30p				

### KITS FOR BEGINNERS

ELECTRONIC  
WHEEL OF FORTUNE  
Fun kit.  
£5.00

### ULTRONIC FLY REPELLER

A must for campers  
£4.50

### S-100 KLUGE CARD

**SIMPLIFY YOUR PROJECTS WITH A PROTOTYPE BREADBOARD WITH EXTRAS!**  
★ 4 On-Board Pwr. Supplies up to 3 of which can be +5, 0, or -5, ±12.  
★ Switch Selectable Memory or Device Address.  
★ On-Board Address/Device Decoding.  
★ Bi-Directional Data Bus Buffering.  
★ On-Board Wait States.  
★ Large Breadboard Area.  
Bare Board & Manual. £33.00. Delivery: 2 weeks.

### S-100 PROM BLASTER

**PROGRAMS MOST FAMILIES OF EPROMS!**  
★ Accepts 1K/2K/4K or 8K EPROMs.  
★ Extended Device Option.  
★ Phantom Slave Option.  
★ All Programming Characteristics. Software Controlled!  
★ Accepts Single or 3 Supply parts.  
★ Device Address Switch Selectable.  
★ On-Board Wait States.  
Put your frequently used routines into EPROM!  
BREADBOARD PROMWRITER  
KIT  
Incl. all parts, sockets and Promwriter. Del: 2 weeks.

### FLOPPY DISC CONTROLLERS

FD1771 £21.00  
FD1791-2 £32.00  
WD1691D £14.50  
WD2143-01 £5.00  
★ SPECIAL ★ Complete Pkg. £50.  
Includes FD1791-2 + WD1691D + WD2143-01.  
Set data available £3.00 (20p SAE please).

### EPROMS

2708 450ns £2.55  
2716 5v 450ns £2.65  
2732 Intel type £9.90  
Buy 5 off for £43.00

### 6809 SINGLE BOARD COMPUTER

Uses Motorola's powerful MC 6809 CPU  
4K/8K/16K ROM 2K RAM, ACIA, PIA, 8080 simulated I/O, RS-232 Handshake, 8 sel. Baud Rates.  
BARE BOARD £49.99  
Uses 6809, 6850, 6821 - Buy set for £118.40.  
COMPLETE KIT £175 + 15% VAT + £1 P&P.  
Manual includes: 11x17in. Schematic Parts List, user notes, Software listings and more!  
ADMONS (2716)  
DATA AVAILABLE ON 6809. SAE please. £24.00

### MEMORIES

2114 450ns 1+ 25+  
2114 300ns £1.30 £1.25  
TC5514P £3.65 £3.45  
(4K CMOS RAM (1Kx4) 450ns.)  
4116 200ns £1.20 £1.18  
4116 150ns £1.70 £1.65  
CMOS RAM 5101 £3.45 £3.40  
HM 6116-3 (16K 150ns) £15.50 £15.25

### CPUs

8502 £5.45 8080A £4.15  
8504 £7.25 8085A £5.45  
8802 £5.70 Z80 £4.00  
8809 £15.00 Z80A £5.85

### SUPPORT DEVICES

6520 £3.10 Z80 CTC £4.25  
6522 £5.55 Z80 PIO £4.25  
6532 £7.70 Z80ACTC £5.40  
6810 £2.50 Z80APIO £5.40  
6821 £1.90 Z80DMA £14.95  
6845 £15.00 Z80ADMA £18.00  
6850 £1.90 Z80SIO/0 £17.50  
6852 £3.25 Z80ASIO/0 £22.50  
8212 £1.75 Z80SIO/1 £17.50  
8216 £1.75 Z80ASIO/1 £22.50  
8228 £3.95 Z80SIO/2 £17.50  
8255 £4.10 Z80ASIO/2 £22.50

### Z80 COMBO CHIP

MK3886 2 1/2 meg. £19.50  
Data £1.00 plus 51p SAE.

### AY-3-8910 GI SOUND COMPUTER CHIP

Features:  
- Full software control of sound generation.  
- Interfaces with most 8-bit and 16-bit microprocessors.  
- 3 independently programmed analog outputs.  
- Two 8-bit general purpose I/O ports.  
- Single +5 volt supply.  
SPECIAL PRICE £6.95  
Data £1. Large SAE please

### EPROM ERASER

FAST ERASE TIME  
EPOXY COATED STEEL CASE  
HOLDS UP TO SIX EPROMS  
SAFETY  
INTERLOCKED U.V. SOURCE  
Data available £48.50 each

### VEROBLOC SOLDERLESS BREADBOARD

360 reliable contacts. Will accommodate any size IC. Can be full interlocked one with another. £3.55 each

### S100 Prototyping Boards:

Microboard Pattern 06-2175L £16.40  
Sq. Pad Universal Pattern £16.40  
Prototyping Board for your APPLE /ITT 2020 £9.37

### ANTEX SOLDERING IRONS


Model CX.17W £4.25  
Kit SK1.15W £6.00  
Incl. base/stand + solder.  
Kit SK3.17W £6.00  
Kit SK4.25W £6.00  
SK3 and SK4 complete with stand.  
MLX Repair Kit £4.80  
Can be used where no mains elec. is available.  
Spare Bits 50p

### ORDERING INFORMATION

Please add 50p P&P.  
Plus 15% VAT to all orders.  
EXPORT ORDERS ACCEPTED.  
Add 15% P&P on total order. VAT not applicable.  
ACCESS/BARCLAYCARD WELCOME.  
Please add 15% VAT after P&P.  
Schools, Univ. Official Orders welcome.  
It is our policy to offer you brand new, full-spec. devices. Prices subject to change without notice.

## TRANSCENDENT 2000 single-board synthesizer

### Complete Kit £159



Designed by consultant Tim Orr (formerly synthesizer designer for EMS Ltd.) and featured as a constructional article in ETI, this live performance synthesizer is a 3-octave instrument transposable 2 octaves up or down giving sweep control, a noise generator and an ADSR envelope shaper. There is also a slow oscillator, a new pitch detector, ADSR repeat, sampe and hold, and special circuitry with precision components to ensure tuning stability amongst its many features.

The kit includes fully-finished metalwork, fully assembled solid teak cabinet, filter sweep pedal, professional quality components (all resistors either 2% metal oxide or 1/2% metal film), and it really is complete - right down to the last nut and bolt and last piece of wire! There is even a 13A plug in the kit - you need buy absolutely no more parts before plugging in and making great music! Virtually all the components are on the one professional quality fibreglass PCB printed with component locations. All the controls mount directly on the main board, all connections to the board are made with connector plugs and construction is so simple it can be built in a few evenings by almost anyone capable of neat soldering! When finished you will possess a synthesizer comparable in performance and quality with ready-built units selling for many times the price.

Comprehensive handbook fully describes construction and tells you how to set up your synthesizer with nothing more elaborate than a multi-meter and a pair of ears!

## DE LUXE LINSLEY HOOD 75 watts/channel Amplifier



### Complete Kit £85

This easy-to-build version of our world-wide acclaimed 75W amplifier kit based upon circuit boards interconnected with gold plated contacts (resulting in minimal wiring and construction) delightfully straightforward. The design was published in Hi-Fi News and Record Review and features include rumble filter, variable scratch filter, versatile tone controls and tape monitoring while distortion is less than 0.01%.

## PORTWAY INDUSTRIAL EST. ANDOVER, HANTS, SP10 3MM


## MPA 200 100W. (rms into 8 ohms) MIXER/AMPLIFIER



### COMPLETE KIT £49.90


Featured as a constructional article in ETI, the MPA 200 is an exceptionally low priced - but professionally finished - general purpose high power amplifier. It features adaptable input mixer which accepts a wider range of sources such as microphone, guitar, etc. There are wide range tone controls and a master volume control. Mechanically the MPA 200 is simplicity itself with minimal wiring needed making construction very straightforward. The kit includes fully finished metalwork, fibreglass PCBs, controls, wire, etc. - complete down to the last nut and bolt.

## 1024 COMPOSER Complete Kit £85



Programmed from a synthesizer, our latest design to be featured in ELECTRONICS TODAY INTERNATIONAL, the 1024 COMPOSER controls the synth. with a sequence of up to 1024 notes or a large number of shorter sequences e.g. 64 of 16 notes all with programmable note length. In addition a rest or series of rests can be entered. It is mains powered but an automatically trickle charged Nickel-Cadmium battery supplying the memory, preserves the program after switch off. The kit includes fully finished metalwork, fibreglass PCB, controls, wire, etc. - Complete down to the last nut and bolt!

## TRANSCENDENT DPX MULTI-VOICE SYNTHESIZER Complete Kit £295




The Transcendent DPX is a really versatile 5 octave keyboard instrument. These are two audio outputs which can be used simultaneously. On the first there is a beautiful harpsichord or reed sound - fully polyphonic, i.e. you can play chords with as many notes as you like. On the second output there is a wide range of different voices, still fully polyphonic. It can be a straightforward piano or a honky tonk piano or even a mixture of the two! Alternatively you can play strings over the whole range of the keyboard or brass over the whole range of the keyboard or should you prefer - strings on the top of the keyboard and brass on the lower end (the keyboard is electronically split after the first two octaves) or vice versa or even a combination of strings and brass sounds simultaneously. And on all voices you can switch in circuitry to make the keyboard touch sensitive! The harder you press down a key the louder it sounds - just like an acoustic piano. The digitally controlled multiplexed system makes practical touch sensitivity with the complex dynamics law necessary for a high degree of realism. There is a master volume and tone control, a separate control for the brass sounds and also a vibrato circuit with

## TRANSCENDENT POLYSYNTH

expandable polyphonic synthesizer

### Complete Kit £275 (single voice)

Plug-in extra voices £43.50 (or £40 - if ordered with kit)



By brilliant design work and the use of high technology components the Polysynth brings to the reach of the home constructor a machine whose versatility and range of sounds is matched only by ready-built equipment costing thousands of pounds. Designed by synthesizer expert Tim Orr and published in Electronics Today International, this latest addition to the famous Transcendent family is a 4-octave transposable over 7 1/2 octaves) polyphonic synthesizer with internally up to 4 voices making it possible to play simultaneously up to 4 notes, whereas conventional synthesizers handle only one at a time.

The basic instrument is supplied with 1 voice and up to 3 more may be plugged in. A further 4 voices may be added by connecting to an expander unit, the metalwork and woodwork of which is designed for side-by-side matching with the main instrument. Each voice is a complete synthesizer in itself, with 2 VCOs, 2 ADSRs, a VCA and a VCF (requiring only control voltages and power supply, the voice boards are also very suitable for modular systems). One of these voices is automatically allocated to a key as it is operated. There are separate tuning controls for each VCO of each voice. All other controls are common to all the voices for ease of control and to ensure consistency between the voices.

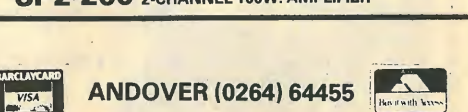
Although using very advanced electronics the kit is mechanically very simple with minimal wiring, most of which is with ribbon cable connectors. All controls are PCB mounted and the voice boards fit with PCB mounted plugs and sockets. The kit includes fully finished metalwork, solid teak cabinet, professional quality components (resistors 2% metal oxide or metal film of 0.5% and 0.1%), nuts, bolts, etc.



## T20 + 20 20W STEREO AMPLIFIER £29.50

This kit, based upon a design published in Practical Wireless, uses a single printed circuit board and offers at very low cost, ease of construction and all the normal facilities found on quality amplifiers. A 30 watt version of this kit (T30 + 30) is also available for £34.50 + VAT.

## SP2-200 2-CHANNEL 100W. AMPLIFIER



ANDOVER (0264) 64455

WW - 019 FOR FURTHER DETAILS

## CHILTERN ELECTRONICS

B.C.M. Box 8085 London WC1N 3XX Tel: 0494 714483

### VIDEO MONITORS

We still have a few of these professional Video Monitors available brand new, at less than a quarter of list price.  
12 inch screen, green phosphor with anti-glare shield.  
Ideal for graphics or alphanumeric.  
Standard composite video in, 240 volts.  
Extremely attractive anodised aluminium case  
Resolution better than 600 lines : 15 Mhz bandwidth.  
Ideal for home use - just plug into your micro system.

We believe these are the finest monitors available at any price. Full data and cables included. Only £75 plus VAT - please phone for cost of carriage.

### WORD PROCESSOR PRINTERS

ICL Termini-printer (GE Termini). Modern micro-controlled printer giving full ASCII upper and lower case correspondence quality print. RS232 input up to 60 ch/sec print speed. Compact, modern design and whisper-quiet - ideal for home use. Original cost around £1,500. Sold in used condition without guarantee, but can be demonstrated working if you collect. Only £170 plus VAT & carriage. Manual/spares available.

### MAGTAPE BARGAIN

Complete Industry Standard top quality 9-Track Magnetic Tape units - less than two years old, and cost over £4,000 each. Standard Pertec interface, 9-level parallel TTL in/out, very easy to interface to an 8-bit micro. Rack mounting, units are 2ft high taking full size computer spools. Highest quality engineering and electronics. Offered at the price of only £200 plus VAT/carriage.

### OTHER COMPUTER BARGAINS

DRI series 30 2.5 Mbyte disk drives £450  
DRI 400 5+5 Mbyte disk drives as new £750  
PDP8A Computers 16K Core £800  
Dataproducts 2230 Line Printers £1,000  
Centronics 101A 160 cps Matrix heavy duty printers £250  
Qume sprint 55 Daisy Wheel printer £650

### PDP11 RT11 COMPUTER SYSTEM

We have a few complete DEC systems with 2.5 MByte hard disk drive as system device plus LSI-11 processors - and we are selling the complete RT11 systems for under £2,000. Please phone for details.

We stock a huge amount of DEC PDP8/11 spares - please phone for details. Prices exclude VAT and carriage. All equipment may be viewed at our office near High Wycombe.

WW - 038 FOR FURTHER DETAILS

## Carbon Film Resistors

(Send for lists of values available)

1/w 5% £2 per 1,000

Carriage & VAT extra

Cable Sleeves and Markers from £1.38 per 1,000.  
Crimp Terminals from £9.60 per 1,000.  
Audible Warning Devices. Buzz-tone, Bleep-tone, Banshee, Bed-lam, etc. from £1.14 each.  
Self-adhesive Pcb guides from £5.04 per 100.

## QUICK ACTING & ANTI SURGE CARTRIDGE FUSES

FROM £3.15 per 100

## NOVAPRODUCTS

Golden Green, Tonbridge Kent TN11 0LH

Member Crystalate Group

Hadlow (0732) 851345

WW - 113 FOR FURTHER DETAILS

ONLY £48.50 Post free, inc VAT



## LOW COST EPROM ERASURE

- ☐ HOLDS UP TO SIX EPROMS
- ☐ SAFETY INTERLOCKED TRAY
- ☐ FAST ERASE TIME
- ☐ QUALITY STEEL CASE
- ☐ MONEY-BACK GUARANTEE

Send cheque or official order for prompt delivery. Telephone orders will be despatched C.O.D. at no extra charge.  
Also available in London from: Technomatic Ltd.  
Transam and in Aberdeen from: Granite Chip.

NORTHERN ELECTRONICS

51 Arundel Street, Mossley, Lancashire Tel: Mossley (04575) 4119

WW - 055 FOR FURTHER DETAILS

PRICE STABILITY! Order with confidence! Irrespective of any price changes we will honour all prices in this advertisement until December 31, 1981, if this month's advertisement is mentioned with your order. Errors and VAT rate change excluded.

EXPORT ORDERS: No VAT. Postage charges at actual cost plus £1 handling and postal documentation.  
U.K. ORDERS: Subject to 15% surcharge for VAT. NO charge is made for carriage.

SECURICOR DELIVERY: For this optional service (U.K. mainland only) add £2.50 (VAT inclusive) per kit.  
SALES COUNTER: If you prefer to collect your kit from the factory. Call at Sales Counter. Open 9 a.m. to 12 noon, 1 to 4.30 p.m. Monday to Thursday.







# BUY BRITISH — BUY DOUGLAS TRANSFORMERS

MAIL ORDER FROM **TITAN TRANSFORMERS & COMPONENTS**  
CENTRAL HALL CHAMBERS, DUNCOMBE STREET, GRIMSBY, SOUTH HUMBERSIDE  
DN37 7EG



Prices include 15% VAT. Send for our catalogue

TYPE	AMPS	PRICE	P/P
242	12v 24v	1.70	0.40
213	10.50	2.65	0.87
71	2 1	2.77	1.10
18	4 2	3.98	1.43
68	3 2.5	3.46	1.43
85	5 2.5	6.06	1.43
70	6 3	6.67	1.43
108	8 4	8.03	1.43
72	12 6	8.66	1.73
116	12 6	9.31	1.90
17	16 8	11.46	2.05
115	20 10	13.69	2.05
187	30 15	19.23	2.35
232	40 20	27.61	4.50
226	60 30	35.35	4.00

TYPE	AMPS	PRICE	P/P
112	15v 30v	2.84	1.10
79	1 0.50	3.29	1.10
3	2 1.0	6.18	1.43
20	6 3	7.19	1.73
21	8 4	8.52	1.73
51	10 5	10.57	1.90
117	12 6	11.94	2.05
88	16 8	16.14	2.20
89	20 10	18.54	2.35
90	24 12	20.57	2.55
91	30 15	23.63	2.65
92	40 20	33.21	4.50

TYPE	AMPS	PRICE	P/P
102	25v 50v	3.29	1.43
103	2 1.0	4.09	1.43
104	4 2	7.65	1.73
105	6 3	9.09	1.90
106	8 4	12.24	1.90
107	10 5	11.94	2.20
118	16 8	22.46	2.55
119	20 10	27.05	2.55
109	24 12	32.44	4.50

TYPE	AMPS	PRICE	P/P
124	30v 60v	3.30	1.43
126	2 1	6.36	1.43
127	4 2	7.86	1.73
125	6 3	11.78	1.90
123	8 4	14.72	2.20
120	10 5	17.10	2.20
121	16 8	27.70	2.65
122	20 10	32.05	4.00
189	24 12	37.02	5.00

TYPE	AMPS	PRICE	P/P
430	48v 96v	4.69	1.43
431	1 0.5	7.84	1.43
432	2 1	12.94	2.05
433	3 2	14.62	2.20
434	4 3	20.04	2.45
435	10 5	28.75	2.65
436	12 6	36.16	4.00
437	16 8	39.47	5.00

TYPE	VA	PRICE	P/P
25	65	3.90	1.10
64	80	4.82	1.10
4	150	6.21	1.43
69	250	7.54	1.43
53	350	9.73	1.90
67	500	11.70	2.20
83	750	13.51	2.05
84	1000	18.31	2.35
95	2KVA	34.36	5.00
73	3	64.74	5.00
57	5	97.85	6.50
101	10	179.05	10.00

TYPE	VA	PRICE	P/P
56W	20	6.60	0.87
64W	80	8.43	1.43
4W	150	10.86	1.73
69W	250	13.17	1.90
67W	500	20.46	2.20
84W	1000	30.24	2.55
95W	2000	54.83	5.00
73W	3000	78.67	6.50

TYPE	VA	PRICE	P/P
415C	50	2.31	0.87
416C	100	3.46	0.87
417C	200	4.00	1.10
418F	350	6.26	1.43
419F	500	6.74	1.73
420E	750	8.33	1.90
421F	1000	11.64	2.05

MAINS ISOLATORS (SAFETY SCREEN)  
PRI 380/415/480V SEC 80V 55V 55V 55V 55V 55V 55V 55V

TYPE	VA	PRICE	P/P
149F	60	8.40	1.73
150F	100	9.71	1.73
151F	200	13.84	2.05
152F	250	16.69	2.20
153F	350	20.77	2.55
154F	500	26.03	2.65
155F	750	36.75	5.00
156F	1000	47.42	6.00

TYPE	VA	PRICE	P/P
243F	60	8.40	1.43
244F	100	9.76	1.73
245F	200	13.93	2.05
246F	250	16.69	2.20
247F	350	20.77	2.55
248F	500	26.03	2.65
249F	750	36.75	5.00
250F	1000	47.42	6.00

INVERTER	PRICE	P/P
Inv. 1	49.95	2.65
Inv. 2	39.95	2.65

P.C.B.	PRICE	P/P
120/220/240V	1.89	0.58
0-12-0-12V	2.24	0.58
6VA	467 PCB	2.39
9VA	468 PCB	2.52
12VA	470 PCB	2.52
25VA	471 PCB	4.63
50VA	472 PCB	1.43

WW - 077 FOR FURTHER DETAILS

## JUMP TO IT!

Climb aboard the breadboarding bandwagon with GSC's new WK-1 wire jumper kit — just what you've always wanted to make breadboarding easier and quicker than ever before. Here, in one neatly compartmented box, are all those different lengths of insulated hook-up wire you need — 25 pieces of each, in 14 lengths ranging from 0.1 inch to 4 inches. What's more, the GSC kit makes your job even easier by colour-coding all the different lengths and providing a quarter-inch length at each end with the insulation stripped off and bent through 90°. So GSC jumper wires come ready to plug straight into your quick-test sockets, bus strips or breadboard system. No more fiddling around with wire cutters, strippers or pliers — everything you need in one box. Take the plunge right now by filling in the GSC coupon.

GSC (UK) Ltd., Unit 1, Shire Hill Industrial Estate, Saffron Walden, Essex CB11 3AQ.  
Telephone: (0799) 21682. Telex: 817477.

WK-1 Jumper Kit £5.00 Nett. Unit price inc. P&P 15% VAT £6.90  
Please deduct £1 postage from each additional order.

I enclose cheque/PO for £ .....  
or debit my Barclaycard, Access, American Express card  
No ..... Exp. date .....  
or Tel: (0799) 21682 with your card number and your order  
will be in the post immediately.

NAME .....  
ADDRESS .....

GLOBAL SPECIALTIES CORPORATION  
**GSC** FREE catalogue tick box ☐

Global Specialties Corporation (UK) Limited, Dept. 7RR  
Unit 1, Shire Hill Industrial Estate, Saffron Walden, Essex, CB11 3AQ

**TOMORROW'S TOOLS TODAY**

WW - 025 FOR FURTHER DETAILS

## Laboratory Manual for the Art of Electronics

PAUL HOROWITZ and IAN ROBINSON

This laboratory manual is designed to accompany the highly successful text/reference book on circuit design *The Art of Electronics* by Horowitz and Hill (CUP, 1980). It consists of 23 lab exercises which utilise commonly available general-purpose lab instrumentation and standard electronic parts, and should therefore be adaptable to an electronics lab anywhere where the text is used.

Hard covers £12.00 net  
Paperback £4.95 net

CAMBRIDGE UNIVERSITY PRESS

WW - 053 FOR FURTHER DETAILS

ANY MAKE-UP  
OR COPY  
QUERIES CONTACT  
BRIAN BANNISTER  
01-661 3500  
extension 3561

**Henry's**

COMPUTER KIT  
DIVISION

**TANGERINE** COMPUTER  
SYSTEMS  
LONDON & HOME COUNTIES STOCKISTS

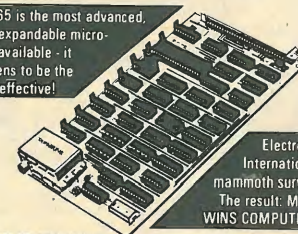
ALL PRE-PAID  
ORDERS  
POST FREE

RETAIL SALES AND DEMONSTRATIONS 404 EDGWARE RD. LONDON, W2 1ED TEL: 01-402 6822

**TANGERINE • TANGERINE • TANGERINE • TANGERINE • TANGERINE**

## MICROTAN 65

Microtan 65 is the most advanced, powerful, expandable micro-computer available - it also happens to be the most cost effective!



Electronic Today International held a mammoth survey of kits. The result: Microtan 65 WINS COMPUTER CLASS!

### MICROTAN 65 CONTENTS

High quality, plated thru hole printed circuit board, solder resist and silk screened component identification. 6502 microprocessor. 1K monitor. TANBUG. Now with 'V' Bug. 1K RAM for user programme, stack and display memory. VDU alphanumeric display of 16 rows by 32 characters. MICRO-TAN 65 system file binder. 136 page, bound, users hardware/software manual with constructional details and sample programmes. Logic and discrete components to fully expand MICRO-TAN 65.

The MICRO-TAN 65 kit has won widespread acclaim for its superb presentation. We pay attention to detail!

KIT FORM £69.00 + £10.35 V.A.T., total £79.35.

MICROTAN 65 assembled and tested.

Specification as above, but assembled and fully bench tested by ourselves.

£79.00 + £11.85 V.A.T., total £90.85.

TANBUG V2.3 Kit £21.85 incl.

### MICROTAN 65 OPTIONS

#### LOWER CASE PACK

Two integrated circuits which connect into locations on MICRO-TAN allowing 128 displayable characters.

£9.48 + £1.42, total £10.90.

#### GRAPHICS PACK

Five integrated circuits which connect into locations on MICRO-TAN allowing the display of chunky graphics (64 x 64 pixels). What are chunky graphics? Well, imagine a piece of graph paper with 64 squares vertically and 64 squares horizontally, a total of 4096. Each square can be made black on white.

£6.52 + V.A.T. 98p, total £7.50.

#### 20 WAY KEYPAD

Inexpensive means of getting up and running. Uses 'Schoeller' key-switches, and connects to MICRO-TAN through a 16 pin D.I.L. plug on ribbon cable. Black anodised escutcheon, with TANGERINE legends, finishes off what must be the best value for money keypad available. Available assembled and tested.

£10.00 + V.A.T. £1.50, total £11.50.

\*Space Invaders game (for use with keypad only)

£15.22 + V.A.T. £2.28 total £17.50.

#### POWER SUPPLIES

MPS 1: Input 120 or 240V AC. Output 5 Volts at 3 Amps Regulated. MPS 1 will power both MICRO-TAN and TANEX fully expanded. Built on the same size printed circuit board as MICRO-TAN etc. Available as a fully built and tested unit.

£23.00 = V.A.T. £3.45, total £26.45.

X MPS2 +5V 6A, +12V, -5 and -12V switch mode system PSU

£69.13 + V.A.T.

#### MINI-SYSTEM RACK

We have produced a mini-system rack which accepts MICRO-TAN 65, TANEX and our mini-mother board. It has an integral power supply, just plug it into the mains and away you go! Finished in TANGERINE/BLACK, it gives your system the professional finish. Front panel access for I/O cables. AVAILABLE AS AN ASSEMBLED UNIT.

£56.35 incl.

#### FULL SYSTEM RACK

For the man that has everything! 19 inch wide system rack which accepts: MICRO-TAN 65, TANEX, TANRAM, SEVEN FURTHER EXPANSION BOARDS, TANDOS and THE SYSTEM POWER SUPPLY. Available in many formats, e.g. individual front panels, full width hinged front panel, back panel with or without connectors.

£49.00 + V.A.T. £7.35, total £56.35.

#### NEW PRODUCTS (all V.A.T. incl.)

SYSTEM MOTHERBOARD (4 CONNECTOR) £44.85

SYSTEM MOTHERBOARD (12 CONNECTOR) £72.85

EXTRA EDGE CONNECTORS £2.50

SYSTEM RACK FRONT PANEL £15.64

SERIAL I/O BOARD MIN. (2 PORTS) £56.70

SERIAL I/O BOARD MAX. (8 PORTS) £135.70

PARALLEL I/O BOARD MIN. (6 LINES) £54.63

PARALLEL I/O BOARD MAX. (128 LINES) £99.48

32K RAMCARD 16K VERSION £87.40

32K RAMCARD 32K VERSION £115.00

32K ROMBOARD (EXCL. ROM) £54.65

AIR/KIM BUFFER £34.64

CONTROLLER CARD FULL £138.00

CONTROLLER CARD MIN. £69.00

CBUG, COMBINED TANBUG & X BUG T.B.A.

2 PORT SERIAL I/O KIT T.B.A.

HIGH RESOLUTION GRAPHICS £90.85

AIM TV INTERFACE £79.35

**TANGERINE • TANGERINE • TANGERINE • TANGERINE • TANGERINE • TANGERINE • TANGERINE • TANGERINE**

Stockist Enquiries on headed notepaper to:

COMPUTER KIT LTD. (Principal Distributors in U.K.)

11/12 Paddington Green, London, W2. Tel: 01-723 5095

Telex: 262284 Ref. 1400 TRANSONS

All orders pre-paid and official advertised here to be

forwarded DIRECTLY to:

COMPUTER DEPT., 11/12 PADDINGTON GREEN, LONDON W2

WW - 087 FOR FURTHER DETAILS



## Superior Quality Precision Made NEW POWER RHEOSTATS

New ceramic construction, heavy duty brush assembly, continuously rated.  
**25 WATT** 10/25 50 100/150/250/500/1kΩ 1.5kΩ  
**£2.80** Post 30p (£3.56 inc. VAT & P).  
**50 WATT** 250/1kΩ 500/2kΩ 1kΩ/1.5kΩ/2.5kΩ/5kΩ/10kΩ 100/150/250/500/1kΩ 1.5kΩ/2.5kΩ/5kΩ/10kΩ  
**£8.90** Post 75p (£9.65 inc. VAT & P).  
**100 WATT** 1/5/10/25/50/100/250/500/1kΩ/1.5kΩ/2.5kΩ/5kΩ/10kΩ  
**£18.90** Post 1.50p (£20.40 inc. VAT & P).  
 Black Silver Skinned Knob calibrated in Nos. 1-9, 1/2in dia. brass bush. Ideal for above Rheostats 24p ea.

**GOLD STATE E.H.T. UNIT**  
 Input 230V A.C. Fully isolated. Approx. 15kV. Built-in 10 sec. Timer. Easily modified for 20 sec. 30 sec. to continuous operation. Size 155x85x50mm. Price £5 + 75p P&P (Total inc. VAT £6.61).

**MINIATURE SOLENOID FLUID VALVE**  
 12V DC 150mm coil normally closed. Stainless steel body with variable flow adjuster 1/8" B.S.T. inlet and outlet. Size: 58x27x25mm. Weight: 130gr. Price: £2.60 + 35p P&P (Total inc. VAT £3.39).

**METERS (New) - 90mm DIAMETER**  
 AC Amp. Type 6272: 0, 1A, 0-5A, 0-10A, 0-20A, 50A.  
 AC Volt. 0-15V, 0-150V, 0-300V.  
 DC Amp. Type 65C5 0-5A, 0-10A, 0-50A. DC Volt. 15V, 30V.  
 All types £3.80 ea + P&P 75p (£5.00 inc. VAT) except 0-50A DC, 0-100A DC. Price £5.00 plus 75p P&P (£6.61 inc. VAT).

**ULTRA VIOLET BLACK LIGHT FLUORESCENT TUBES**  
 4ft 40 watts £8.70 inc. VAT £10 (callers only).  
 2ft 20 watts £5.20. Post £1.25 (£6.57 inc. VAT & P).  
 (For use in standard pin fittings).  
 12in 8 watt £2.80. Post 45p (£3.76 inc. VAT & P).  
 9in 8 watt £2.25. Post 45p (£3.10 inc. VAT & P).  
 6in 4 watt £2.25. Post 45p (£3.10 inc. VAT & P).  
 Complete ballast unit for either 9V, 9V or 12V tube 230V AC op.  
 £5.50 Post 55p (£6.96 inc. VAT & P). Also available for 12V DC £5.50 Post 55p (£6.96 inc. VAT & P).

**BLACK LIGHT**  
 Self-ballasted Mercury U.V. 175W Bulbs. Available for either B.C. or E.S. fitting. Price incl. p&p & VAT £11.50.  
 Black Light U.V. Tubes from 6in to 4ft from stock. Foolscap s.a.e. for details.  
**VEEDER-ROOT PRE-SET COUNTER**  
 Type MG 1636 3 fig. countdown any number from 999 to 001 230V AC. 2 Wheel setting Changeover Microswitch to inform external circuitry on completion of countdown. Size: Width 85mm, Ht. 65mm, Dpth. 70mm. Price £4.00 + 75p P&P (Total incl. VAT £5.46).  
 175 Watt U.V. Bulb, either ES or BC fitting (state which required). Price £9.00 + £1.00 p.p. (total incl. VAT & p.p. £11.50).

**FROM STOCK AT PRICES THAT DEFY COMPETITION!**  
 TIMERS AC GEARED MOTORS  
 C.F. BLOWERS DC MOTORS  
 AC CAPACITORS MICROSWITCHES  
 STROBE KITS RELAYS  
 FLASHTUBES REED SWITCHES  
 CONTACTORS SOLENOIDS  
 PROGRAMME  
**Phone in your enquiries**

## VARIABLE VOLTAGE TRANSFORMERS

INPUT 230/240V a.c. 50/60 OUTPUT 0-260V

200W 1 amp inc. a.c. voltage £14.50  
 0.5 KVA (2 1/2 amp MAX) £18.00  
 1 KVA (5 amp MAX) £24.00  
 2 KVA (10 amp MAX) £39.00  
 3 KVA (15 amp MAX) £47.00  
 5 KVA (25 amp MAX) £76.00  
 10 KVA (50 amp MAX) £183.00  
 15 KVA (75 amp MAX) £280.00

## 3-PHASE VARIABLE VOLTAGE TRANSFORMERS

Dual input 200-240V or 380-415V. Star connected  
 3 KVA 5 amp per phase max £106.43  
 6 KVA 10 amp per phase max £159.37 Carriage, packing & VAT extra  
 10 KVA 16 amp per phase max £327.43

## LT TRANSFORMERS

13.0 13V at 1 amp £2.80 P&P 75p (£4.08 inc. VAT).  
 0.15V at 12 amp. 0.30V at 12 amp £20.40 P&P £2.3 (£26.11 inc. VAT & P).  
 0.6V/12V at 20 amp £16.20 P&P £2.00 (inc. VAT £20.93).  
 0.12V at 20 amp or 0.24V at 10 amp £14.90 P&P £2.00 (£19.43 inc. VAT & P).  
 0.6V/12V at 10 amp £9.10 P&P £2.00 (inc. VAT £12.78).  
 0.6V/12V/17V/18V/20V at 20 amp £20.90 P&P £2.00 (£26.68 inc. VAT & P).  
 0.10V/17V/18V at 10 amp £11.55 P&P £2.00 inc. P&P (£15.58 inc. VAT).

**SNIP OF THE MONTH! 220-240V. Primary, 0.24V. Secondary at 4 amp. Fully shrouded. New Price £5.50 + £1 P&P. (Total inc. VAT £7.48).**  
 Other types in stock, phone for enquiries or send SAE for leaflet.

**FROM STOCK AT PRICES THAT DEFY COMPETITION!**  
 TIMERS AC GEARED MOTORS  
 C.F. BLOWERS DC MOTORS  
 AC CAPACITORS MICROSWITCHES  
 STROBE KITS RELAYS  
 FLASHTUBES REED SWITCHES  
 CONTACTORS SOLENOIDS  
 PROGRAMME  
**Phone in your enquiries**

## INCREDIBLE OFFER

Geared Motor 120 r.p.m. 1/10 h.p. approx. 15lb in. 230V AC. Cont. Rating. Non-reversible. Size 150mm by 90mm by 85mm. Spindle 8mm dia. 30mm long. Complete with capacitor and relay for max. load starting. Offered at mere fraction of mfrs. price. £11.50 incl. P&P and VAT.

**N.E.C. GEARED MOTOR. 152 R.P.M. 200lb.** Inch 230 AC 50 Hz. Ratio 9.2 to 1. Non-reverse incl. capacitors. Fraction of maker's price £35 P&P £4 (£44.85 inc. VAT). Also available 230 AC 60Hz 182 R.P.M. 200lb. in as above N.M.S.

**REVERSIBLE MOTOR. 42 RPM 110V A.C. 100lb in.** Will operate on 230V A.C. Speed remains at 42 rpm but torque reduces by 50%. Price £16.50 + £2.50 P&P (Total incl. VAT £21.28).

**ROTARY CARBON VANE VACUUM & COMPRESSOR**  
 Direct coupled to 1/3 h.p. 110/115V AC Motor 4.2 amp. 1380 rpm. Motor manuf. by A.E.I. Pump by Williams. Max. Vac. 2566 H.G. Max. pressure cont. 10 p.s.i. int. 15 p.s.i. Max. airflow 3 c.f.m. at 66066 H.G. Price £30.00 + P&P £4.00 (£39.10 inc. VAT). N.M.S.

**WATER PUMP**  
 Mfg. by S.P.A. Astaldi of Italy. 220/240V AC 50 Hz. 2800 R.P.M. approx. 1/3hp. Centrifugal pump with 1 1/2" inlet/outlet. Delivery approx. 40 gals per min. at 10lbs head. (Non-self-priming). Price £16.50. P&P £2.50 (£21.85 inc. VAT). N.M.S.

**HY-LIGHT STROBE KIT MK IV**  
 Approx. 4 joules. Adjustable speed. Price £27 + £2 P&P. (Total inc. at £33.36). Case and reflector price £11 + £2 P&P (Total inc. VAT £14.95). Foolscap s.a.e. for further details including Super Hi-Light.

**INSULATION TESTERS NEW**  
 500 VOLTS 500 megohms £49.00 P&P £2.00 (£58.65 inc. VAT & P). 1000 VOLTS 1000Ω £55.00 P&P £2.00 (£65.55 inc. VAT & P). SAE for leaflet.

**TIME SWITCH VENNER TYPE ERD**  
 Time switch 200-250V a.c. 30 amp contact 2 on/2 off every 24 hrs. at any manually pre-set time 36 hour spread reserve and day omitting device. Built to highest Electricity Board Specification. Price £10.00 P&P £1.50 (£13.23 inc. VAT). R&T.

**SANGAMO WESTON TIME SWITCH**  
 Type S251 200/250 AC 2 on/2 off every 24 hours. 20 amps contacts with override switch. Diameter 4" x 3". Price £8.50 P&P £1.00 (£10.93 inc. VAT & P). Also available with solar dia. R&T.

**SUB-MINIATURE PRECISION BUILT GEARED MOTOR**  
 3-9V. D.C. Operation. Speed 2-6 rpm. Current consumption incredibly ONLY 2 MA. Ratio 1670-1. Torque approx 2lb inch plus. Motor German. Gearbox Swiss. Size: L. 48mm. Dia. 16mm. Shaft: L. 5 mm. Shaft dia. 2mm. Weight 30gm. Price £8.50 inc. P&P (Total inc. VAT £9.78). N.M.S.

N.M.S. - New Manufacturers' Surplus.  
 R&T - Reconditioned and Tested.

Personal callers only. Open Saturdays

9 Little Newport Street  
 London WC2H 7JJ  
 Tel: 01-437 0576

## SERVICE TRADING CO

57 BRIDGMAN ROAD, CHISWICK, LONDON W4 5BB, 01-995 1560  
 ACCOUNT CUSTOMERS MIN. ORDER £10

WW - 108 FOR FURTHER DETAILS

## Britain's No.1 magazine for the radio enthusiast

From the June issue, Practical Wireless becomes an "all radio" magazine, covering all the techniques and applications of radio, including licensed amateur radio, short-wave listening, DX (long-distance) broadcast listening and viewing, radio control, etc., plus the latest developments on the CB scene.

**Practical Wireless**

## Thurlby 1503 multimeter - outstanding performance £149 +VAT

- 4 1/2 digits (±32,768 counts)
- 10μV, 10mΩ, 1nA resolution
- 0.03% dcV accuracy (1503-HA)
- Current measurement to 25A
- 7 functions including frequency
- LCD, fully field portable
- Outstanding price/performance ratio

**Thurlby**  
 designed and built in Britain

Full data from Thurlby Electronics Ltd.  
 Coach Mews, St. Ives, Huntingdon, Cambs. PE17 4BN.  
 Tel. 0480 63570

Thurlby 1503 (0.05% acc.) - £149 + VAT  
 1503-HA (0.03% acc.) - £165 + VAT

WW - 078 FOR FURTHER DETAILS

## REGULATED POWER SUPPLIES

Protection:  
 All models internal foldback, overload, thermal and short circuit protected.  
 Fully fused.

Type AD12-AD24 (illustrated)  
 TYPES AVAILABLE

MODEL NO.	AD12	AD24	AD2412	ADV030
OUTPUT CURRENT	8 amp	8 amp	16 amp	5 amp
NOMINAL OUTPUT VOLTS	12	24	12	0 to 30
INPUT VOLTS	115-230-250	115-230-250	24 DC	Fully variable and metered
TOLERATED INPUT VARIATION	50 cycles a/c	50 cycles a/c		115-230-250
MAINS VARIATION	15%	15%		50 cycles a/c

PRICES  
 1 off - AD 12-AD24 £58.50  
 1 off - AD 2412 £54.00  
 1 off - ADV030 £118.00  
 All subject to VAT @ 15%

## SOUTHERN ELECTRONICS

6 WESTCLIFF ARCADE, RAMSGATE, KENT  
 TEL. THANET (0843) 57888

WW - 071 FOR FURTHER DETAILS

## PORTABLE MAINS DISTRIBUTION NOW WITH EARTH LEAKAGE

# OLSON



Portable unit with earth leakage  
**Type PEL 3**

£59 + £2 pp + VAT



Wall unit with earth leakage  
**Type WEL2 £48**  
 + pp £2 + VAT




3 1/2" x 19" Rack Mounting  
**Type 13A/4SW/R**  
 £23.65 + pp £1.25 + VAT



Bench unit with earth leakage  
**Type BEL5SW**  
 £55 + pp £2 + VAT

**NEW!**  
 Internal Power for racks 8 types from 3-10 sockets. All fitted with illuminated switch  
**Type T13A/10**  
 50mm x 890mm  
 £34.25  
 + £2 pp & VAT



7" x 19" rack mounting with earth leakage  
**Type REL 7**  
 £69 + pp £2 + VAT



4 feet LG. 30 amp total load Instant Trunking System for Wall or Bench Mounting

**TR6** - 6 sockets switched £29.70. or **TR9** - 9 sockets switched £35.20 + PP £2.25 + VAT

10 sockets switched in sloping box

**Type 13A/10SW £36.30**  
 + PP £2.25 + VAT



**Type 13A/6SW**



**TYPE 13A/4SW/10M**

10mA earth leakage UNIT  
 £68.00  
 + £2 pp & VAT

Type	Price	PP
13A/4 not switched	£17.00	£1.25
13A/6 not switched	£20.60	£1.25
13A/4SW switched	£20.35	£1.25
13A/6SW switched	£23.65	£1.25

ALL PRICES PLUS VAT

These four types in sloping or flat boxes

● All units are in metal boxes complete with 6ft cable and 13 amp fused plug, ready for use. Only MK sockets and plugs are used. Trade counter open 9-5 Mon.-Fri.

**OLSON Electronics Ltd.**

FACTORY NO. 8, 5-7 LONG STREET  
 LONDON E2 8HJ Tel: 01-739 2343

WW - 051 FOR FURTHER DETAILS



## EPROM PROGRAMMER

with master to slave copying facilities  
PKW-5000



CPU	Z-80
RAM	16k byte
Programmable EPROMs	2704, 2708, 2758, 2516, 2716, 2732, 2532.
PROM Selection	By combination of switching 2 slide switches.
Display	16-digit 7 segment LEDs.

The PKW-5000 is covered by a full 1 year warranty, backed by the skilled U.K. service staff of Sinclair Electronics Ltd.

# thandar


## SINCLAIR ELECTRONICS LTD

London Road, St. Ives, Huntingdon, Cambs. PE17 4HJ, England.  
Tel: St. Ives (0480) 64646. Telex: 32250

WW 065 FOR FURTHER DETAILS

## CLEF ELECTRONIC MUSIC

### PIANOS



SPECIALISTS SINCE 1972  
DOMESTIC & STAGE TYPES  
KITS OR MANUFACTURED

The most advanced form of Touch Sensitive action simulating piano key inertia by patented technique. Four mixable voices for serious tone variation plus electronic chorus and flanger effects. See lists for Cabinets, P.A. and Manufacture.

SIX OCTAVES £207  
7 1/4 OCTAVES £232

Component Kits

£79 KIT



### MASTER RHYTHM

User Programmable. Twenty-four patterns. Eight parallel tracks. Twelve instruments. Sequence operation.

£114 Built

Write or Phone for full details of our range of high quality Kit and manufactured Electronic Musical Instruments. Prices include V.A.T., Carr. & Ins. and we operate Telephone BARCLAY CARD. Visit our Showroom.

### CLEF PRODUCTS (ELECTRONICS) LIMITED

Dept. W, 44a Bramhall Lane South  
Bramhall, Stockport, Cheshire SK7 1AH  
061-439 3297

**INSTRUMENT FANS:** 4.5-inch square Rotron Papst, etc., used but cleaned, tested and boxed. 115V. £4.50 P. and P. 90p. 240V. £5 P. and P. 90p.

**D.C. SERVO MOTORS,** 12/24 and 48 volt. Ex. equipment and new. S.A.E. for specs.; prices £5-£20.

**SWITCHING POWER SUPPLIES:** New, unused; mfr. Gould, Farnell, etc. Mostly 5V., 20A., 40A., etc. Prices from £15.

**TEMPERATURE CONTROLLERS** made by Eurotherm. Range 0-200°C for use with thermocouple input. Relay contact rating 2A. at 250V. Brand new. £25 each. P. and P. £3.

**TELETYPES ASR 33 + KSR33,** as is, in various conditions, from £25. ASR33, reconditioned from £150. ASR33, new, unused from £250.

Large quantity of spare parts for Cosser V.D.U., D.R.I. Disc Heads, Tape Heads, ICL 1900 + 2900. Phone for details.

### VESCO ELECTRICAL LTD.

28 PEROWNE STREET, CAMBRIDGE  
Telephone: 0223 68990 Telex: 817672 VESCOL

WW - 080 FOR FURTHER DETAILS

## PROFESSIONAL 100,000 OHM/VOLT MULTIMETER



SAVE  
£35

• Exclusive offer for limited period of this versatile, professional, top quality multimeter.

• 30 Ranges • 15 AMP AC/DC  
This special offer includes leather carry case (normally £16.50 extra)

As advertised by us at £67.50 + case i.e. £84.00

WHILST STOCKS LAST  
including VAT (UK c/p £1.50)  
**£49**

WITH LEATHER CARRY CASE AND BATTERIES

### MODEL M1200 SPECIFICATIONS

DC Voltage: 0.15-0.5-1.5-5-15-50-150-500-1,500V (100k ohms per volt)

AC Voltage: 1.5-5-15-50-150-250-500-1,500V (31.6k ohms per volt)

DC Current: 10-15-5000uA-15-500mA

-1.5-15A AC Current: 0-15A

Resistance: 20k ohms-200k ohms-2-20-200Mohms (100 ohms-1-10-100k ohms-1Mohms midscale)

Accuracy:

DC Volts: ±2% of full scale

Amps/AC Volts: ±3% of full scale

Dimensions: LWD 180 x 125 x 65mm

Approximate Weight: 650g

Supplied with test leads, batteries, handbook and leather case.

### OTHER FEATURES

- Mirror scale
- dBm Ranges
- Polarity
- Reverse switch
- Electronic Overload Protection
- Taut band suspension

Exclusive Limited Quantity

ORDER BY POST (OR PHONE) OR CALL IN

Open 6 Days a Week

Cubegate Limited  
**AUDIO ELECTRONICS**  
301 Edgware Rd. London W2 1BN  
Tel: 01-724 3564  
Also at Henrys Radio 404 Edgware Rd. W2

WW - 074 FOR FURTHER DETAILS

## TRANSFORMERS CONTINUOUS RATINGS

MAINS ISOLATORS (screened)			
Pri 0-120V	0-100-120V (120, 220, 240V) Sec 60		
55-55-55	60 twice to give 55, 60, 110, 115, 120, 125, 175, 180, 220, 225, 230, 235, 240V		
Ref. VA (Watts)	£	P&P	
07★	20	4.84	1.20
149	60	7.37	1.20
150	100	8.38	1.44
151	200	12.28	1.72
152	250	14.61	2.04
153	350	18.07	2.12
154	500	22.52	2.20
155	750	32.03	OA
156	1000	40.92	OA
157	1500	56.52	OA
158	2000	67.99	OA
159	3000	95.33	OA
161	6000	203.65	OA

\*115 or 240V sec only. State volts required.

Pri 0-220-240V.

50 VOLT RANGE

Pri 220-240V. Volt available 5, 7, 8, 10, 13, 15, 17, 20, 25, 30, 33, 40 or 20V-0-20V or 25V-0-25V			
Ref. 50v	25v	£	P&P
102	5	1	3.75
103	1	2	4.57
104	2	4	7.88
105	3	6	9.42
106	4	8	12.82
107	6	12	16.37
108	8	16	22.29
109	10	20	27.48
119	12	24	32.89

60 VOLT RANGE

Pri 220-240V (Split Sec)

Volts available 6, 8, 10, 12, 16, 18, 20, 24, 30, 36, 40, 48, 60V, or 24V-0-24V or 30V-0-30V

Ref. 60v	30v	£	P&P
124	5	1	4.27
126	1	2	6.50
127	2	4	8.36
128	3	6	12.10
129	4	8	13.77
130	5	10	17.42
131	6	12	19.87
132	8	16	27.92
133	10	20	32.51
134	12	24	37.47

400/440V ISOLATORS

400/440 to 200/240

VA	Ref.	£	P&P
60	243	7.37	1.20
250	246	4.61	2.04
350	247	18.07	2.04
500	248	22.52	OA
1000	250	45.94	OA
2000	252	67.99	OA
3000	253	95.32	OA
6000	254	189.02	OA

CASED AUTOS

240V cable input USA 115V outlets

VA	Price	P&P	Ref
20	£6.55	95	58W
75	£8.50	1.20	64W
150	£11.00	1.44	4W
200	£12.02	1.44	65W
250	£13.38	1.44	69W
500	£20.13	2.04	67W
1000	£30.67	2.20	84W
2000	£54.97	OA	95W

0-15 V CT (7.5-0-7.5V)

Ref.	Amp	Price	P&P
171	500MA	2.30	.52
172	1A	3.26	.90
173	2A	3.95	.90
174	3A	4.13	.99
175	4A	6.30	1.10

OTHER PRODUCTS

MAINS BATTERY ELIMINATORS

No wiring, ready to plug into 13A socket. 3, 6, 7.5, 9, 12V DC 400mA £5.10 + VAT. 6, 7.5, 9V DC 300mA £4.60 + P&P 60p + VAT

ANTEX SOLDERING IRONS 15W. CCN240 or CE4.50

Safety stand ..... £1.75 25W X25 ..... £4.80

12V 25W car soldering kit ..... £5.30

P&P 50p + VAT

PANEL METERS £6.70 ea + 76p P/P + VAT

43 x 43mm or 82 x 78mm

50uA, 500uA, 1mA, 30V d.c. £1.95 + 30p P&P + VAT

Educational Meter 10A8 30V £4.50 + VAT

Avo Cases and Accessories P&P £1.32 + VAT 15%

BRIDGE RECTIFIERS

200v 2A 45p

400v 2A 55p

100v 5A £2.10

100v 25A £2.60

200v 4A 65p

400v 4A 85p

400v 6A £1.40

500v 12A £2.85

P&P 20p. VAT 15%

Send 20p for catalogue. Prices correct at 20/3/81

Barrie Electronics Ltd.

3, THE MINORIES, LONDON EC3N 1BJ

TELEPHONE: 01-488 3316/8

NEAREST TUBE STATIONS: ALDgate & LIVERPOOL ST.

WW - 035 FOR FURTHER DETAILS

## HOW TO SUCCEED IN THE ELECTRONICS BUSINESS:

Available at your  
newsagent or  
direct for  
60p p&p  
inc

## INVEST 60p AND MAKE £2.40 net profit

Buy Ambit's new concise component catalogue and get £1 vouchers. Use them for a £1 discount per £10 spent. But even without this, you will still find WR&E offers the low prices, fast service and technical support facility second to none.

Here are some examples from the current issue:

Z80 SERIES			
280A	4.99		
280ADRT	7.50		
280APIO	4.10		
280ASIO/1	14.00		
280ASIO/2	14.00		
280ASIO/9	14.00		
280CTC	4.00		
280ACTC	4.00		
28001	65.00		
I.C. SOCKETS			
A range of high quality, low cost, low profile DIL sockets ideally suited for both the OEM and hobbyist. All types feature double sided phosphor bronze contacts, tin-plated for low contact resistance.			
8 x 0.3" 12p	22 x 0.3" 20p		
14 x 0.3" 13p	22 x 0.4" 20p		
16 x 0.3" 13p	24 x 0.6" 22p		
18 x 0.3" 18p	28 x 0.6" 25p		
20 x 0.3" 19p	40 x 0.6" 35p		
20 x 0.4" 19p	42 x 0.6" 38p		
DISCRETES			
BC237	8p	BC556	12p
BC238	8p	BC550	12p
ZTX238	9p	BC560	12p
BC239	8p	BC639	22p
BC307	8p	BC640	23p
BC308	8p	2SC1775A	22p
BC309	8p	2SA872A	18p
BC413	10p	2SD666A	30p
BC414	11p	2SB646A	30p
BC415	10p	2SD668A	30p
BC416	11p	2SB648A	40p
BC546	12p	BF256	38p
		2SK55	28p
		BF961	70p
		BF963	99p
XTALS			
1MHz	3.00		
3.2768MHz	2.00		
4MHz	1.70		
4.194MHz	1.70		
4.43MHz	1.25		
5MHz	2.00		
6.5536MHz	2.00		
7MHz	2.00		
8MHz	2.00		
9MHz	2.00		
10MHz	2.00		
11MHz	2.00		
VOLTAGE REGULATORS			
78XX1A TO-220 pos	0.58		
78XX1A TO-220 neg	0.60		
78G 1A TO-3 adj pos	1.10		
78G 1A TO-3 adj pos	3.95		
78H5A TO-3 5v pos	4.25		
78H5A TO-3 12v pos	5.45		
78H5A TO-3 adj pos	7.45		
79H5A TO-3 adj neg	7.45		
LM317.5A adj pos	1.30		
LM337.5A adj neg	1.75		
78S401.5A adj pos sw reg	1.20		
RAM			
2102	1.70		
2112	3.40		
2114/2	1.49		
4027	5.78		
4116/2	1.49		
4116/3	1.49		
4864P	12.50		
6116P-3	12.50		
6116P-4	11.25		
8264	12.50		

Prices shown exclude VAT. Postage 50p per order (UK). ACCESS/ BARCLAYCARD may be used with written or telephone orders - official MA details on application, and a special prize for those who read our ads carefully - a free 4 or 8MHz crystal filter with every CPU IC you buy - just clip out the paragraph and attach it to your order. E&OE.

**AMBIT international** 200 North Service Road, Brentwood, Essex

WW - 111 FOR FURTHER DETAILS



# TAKE IT UP A CHANNEL

write for details of our CLUB DISCOUNT CARD

27 FM/LEGAL-RIG DEMONSTRATIONS BY APPOINTMENT ONLY

With J.W.R.'s Big Range for Breakers. Over 450 listed items

Send £1 for Accessory Catalogue



John Woolfe Racing Ltd., Woolfe House, Norse Road, Bedford, MK41 0LF England. Telephone: 0234 41441. Telex: 825483.

WW - 018 FOR FURTHER DETAILS

## DUAL CHANNEL KIKUSUI 5520 20MHz SCOPE ONLY £245+VAT - FREE DELIVERY



- 20MHz. 5mV 5X MAG
- 1mV. 10MHz
- One Touch X-Y Operation
- TV Sync. Separator (Trigger)
- Single Sweep Function
- High Brightness CRT

VERTICAL AXIS 1-2-5 sequence 11 ranges  
SENSITIVITY 5mV ~ 10V/DIV (within ± 5%)  
(WITH 5X MAG.) 1mV ~ 2V/DIV (within ± 5%)  
FREQUENCY RESPONSE DC (AC: 2Hz) ~ 20MHz (-3dB, 8DIV) (WITH 5X MAG.) DC (AC: 2Hz) ~ 10MHz (-3dB, 8 DIV)  
RISE TIME Approx 17.5n sec (20MHz) Approx 35n sec (10MHz)  
INPUT IMPEDANCE 1M Ω ± 2%, 30pF ± 2pF  
INPUT COUPLING AC, DC or GND  
OPERATION MODE CH1, CH2, DUAL X-Y (DUAL, automatic switching ALT and CHOP)  
CHOP FREQUENCY Approx. 200 kHz  
\*HORIZONTAL AXIS 1-2-5 sequence, 20 ranges

SWEPT TIME 0.4μsec 0.5 sec/DIV (within ± 5%)  
(WITH 5X MAG.) 0.04μsec 0.1 sec/DIV (within ± 5%)  
Approx. 1kHz  
\*EXTERNAL SWEEP MODE X-Y mode (CH1: X axis) SENSITIVITY 5mV ~ 10V/DIV (within ± 5%)  
FREQUENCY RESPONSE DC (AC: 2Hz) ~ 1MHz  
INPUT IMPEDANCE 1 MΩ ± 2%, 30pF ± 2pF  
X-Y PHASE DIFFERENCE within 3° at 50kHz  
\* TRIGGERING TRIGGER MODE AUTO, NORM, SINGLE, TV TRIGGER SOURCE INT. EXT. COUPLING AC and DC POLARITY "±" and "-"

\*Z AXIS SENSITIVITY 3 Vp-p (Trace becomes brighter with negative input signal)  
FREQUENCY RESPONSE DC ~ 5MHz

INPUT RESISTANCE Approx. 10kΩ  
\*CALIBRATION VOLTAGE WAVEFORM Square wave, Approx. 1kHz  
OUTPUT VOLTAGE 1Vp-p, ± 3%  
\* CRT TYPE 5-inch round-type PHOSPHOR B31 (Green)  
ACCELERATION VOLTAGE Approx. 2kV  
EFFECTIVE AREA 8 DIV x 10 DIV (1DIV = 9.5mm)  
RATICLE ILLUMINATION Brightness is continuously variable  
\* POWER REQUIREMENTS AC LINE VOLTAGE 100V, 110V, 120V, 220V, 230V, 240V, ± 10%  
FREQUENCY 50/60Hz  
POWER CONSUMPTION Approx. 40VA  
\*MECHANICAL SPECIFICATION MAXIMUM DIMENSIONS 250W x 210H x 435D mm  
WEIGHT Approx. 8 kg (17.6 lb.)

### TELONIC/BERKELEY U.K.

2 Castle Hill Terrace, Maidenhead, Berkshire SL6 4JR  
Tel: Maidenhead (0628) 73933 Telex: 849131 (TELBER G)

#### Orders to Telonic Berkeley UK

Please send me..... 5520 Scope(s) at £281.75 incl. VAT at 15% I enclose PO/Cheque

for ..... or debit my Barclaycard/Access Card No. ....

Name (print)..... Signature .....

Address .....

Tel. No. ....

WW - 099 FOR FURTHER DETAILS

## NEEDS NO EXAMINATION

You don't need to look too closely at the GSC Proto-Clip range of IC test clips to see that they provide instant connection to dual-inline packaged components. Use them on ICs, networks or relays to provide a high-integrity interface for 'hands-off' testing with oscilloscopes, signal sources, logic analysers and other instruments. Contact spacings designed to suit all standard IC packages, GSC Proto-Clips feature a moulded webhinge construction, non-corroding nickel-silver contacts, and clip notches to prevent slippage during testing. Make contact with GSC Proto-Clips right away by filling in the coupon.

GSC (UK) Ltd. Unit 1, Shire Hill Industrial Estate, Saffron Walden, Essex CB11 3AQ. Telephone: (0799) 21682. Telex: 817477.

For larger quantity users, available in custom versions with pre-wired cables.

Item No.	Qty. Price	Item No.	Qty. Price	Item No.	Qty. Price
14 PIN PC14 (E2.60 Net) £3.85		16 PIN PC16 (E2.75 Net) £4.02		24 PIN PC24 (E4.90 Net) £6.49	
40 PIN PC40 (E7.90 Net) £10.23					

Bold prices include P & P and 15% VAT. Please deduct £1 postage from each additional order.

I enclose cheque/PO for £..... or debit my Barclaycard, Access, American Express card No..... Exp. date..... or Tel: (0799) 21682 with your card number and your order will be in the post immediately.

NAME .....

ADDRESS .....

GLOBAL SPECIALTIES CORPORATION

FREE catalogue tick box ☐


Global Specialties Corporation (UK) Limited, Dept. 700  
Unit 1, Shire Hill Industrial Estate, Saffron Walden, Essex CB11 3AQ.

**TOMORROW'S TOOLS TODAY**

WW - 024 FOR FURTHER DETAILS

## ELECTRONIC POWER UNITS FOR XENON ARC AND MERCURY ARC LAMPS

UNITS AVAILABLE FOR LAMPS RANGING FROM 75 TO 6500 WATTS.  
Lamp housings and lens systems manufactured as standard off the shelf models or to specific design.



K. T. Manners Design Ltd.

P.O. Box 936, London, W4 4NW Telephone: 01-994 7155. Telex: 28604

WW - 110 FOR FURTHER DETAILS

## GRAMPIAN REPRODUCER LTD.

All made-up Amplifiers, Column Speakers, Microphones, P.A. Horns, Drive Units, heavy-duty Speaker Stands, including spare parts and equipment from the above company are in stock in our warehouse. Companies requiring spares or replacement equipment contact:

Electronic Equipment Co., Springfield House, Tyssen Street, London E8 2ND. Tel: 01-249 5217 : Telex: 8953906.

WW - 098 FOR FURTHER DETAILS

## ALWAYS A CHANGING RANGE OF OSCILLOSCOPES, COMPUTERS, TERMINALS, etc.

Item No.	Price	Item No.	Price
1 TEKTRONIX STORAGE OSCILLOSCOPE type 549 with 1A1 - 30MHz	£425	133 S.E. LABS OSCILLOSCOPE type SM112, 100MHz, Delay Sweep, Portable	£425
2 TEKTRONIX Dual Trace OSCILLOSCOPE type 581A with type 82 plug-in, 85MHz	£225	134 B & K ACCELEROMETER PREAMPLIFIER type 262	£25
3 TEKTRONIX Dual Trace OSCILLOSCOPE type 581A, Dual Trace 10MHz	£225	135 B & K DEVIATION BRIDGE type 150	£75
4 TELEQUANTUM OSCILLOSCOPE type D61A, Dual Trace 10MHz	£170	136 B & K MICROPHONE AMPLIFIER type 2602	£75
5 SCOPEX OSCILLOSCOPE type 4010, Dual Trace 10MHz	£170	137 B & K MICROPHONE AMPLIFIER type 2605	£40
151 TEKTRONIX STORAGE OSCILLOSCOPE type 564B with 384 and 3A6 plug-ins, Delay Sweep	£375	138 B & K BAND PASS FILTER SET type 1611	£50
152 S.E. LABS OSCILLOSCOPE type SM112, 100MHz, Delay Sweep, Portable	£425	139 B & K BAND PASS FILTER SET type 1612	£50
173 B & K ACCELEROMETER PREAMPLIFIER type 262	£25	140 B & K RANDOM NOISE GENERATOR type 1402	£165
174 B & K DEVIATION BRIDGE type 150	£75	181 B & K BEAT FREQUENCY OSCILLATOR type 1013	£50
175 B & K MICROPHONE AMPLIFIER type 2602	£75	182 B & K BEAT FREQUENCY OSCILLATOR type 1018	£50
176 B & K MICROPHONE AMPLIFIER type 2605	£40	183 B & K AUDIO FREQUENCY SPECTROMETER type 2112	£225
177 B & K BAND PASS FILTER SET type 1611	£50	184 B & K AUDIO FREQUENCY SPECTROMETER type 2112	£225
178 B & K BAND PASS FILTER SET type 1612	£50	185 B & K FREQUENCY RESPONSE TRACER type 4704	£285
179 B & K BAND PASS FILTER SET type 1612	£50	186 HEWLETT PACKARD LCR BRIDGE type 4216A	£1450
180 B & K RANDOM NOISE GENERATOR type 1402	£165	187 HEWLETT PACKARD QLC METER type 4342A	£115
181 B & K BEAT FREQUENCY OSCILLATOR type 1013	£50	188 AUTO TRANSFORMER 1.4kVA Pri Volts 90/240, Sec 115V	£18
182 B & K BEAT FREQUENCY OSCILLATOR type 1018	£50	189 POLAROID FIELD STRENGTH METER type FIM-82 with RF Tuning unit FIM-X2 7360-10, 1000MHz	£195
183 B & K AUDIO FREQUENCY SPECTROMETER type 2112	£225	190 POLAROID MICROWAVE RECEIVER MODEL R with RF Tuning units covering 400-2050MHz and 7400-22,000MHz	£325
184 B & K AUDIO FREQUENCY SPECTROMETER type 2112	£225	191 POLAROID MICROWAVE SIGNAL GENERATOR Model MSG-1 950-2400MHz	£295
185 B & K FREQUENCY RESPONSE TRACER type 4704	£285	192 POLAROID MICROWAVE SIGNAL GENERATOR Model MSG-2 2150-4600MHz	£295
186 HEWLETT PACKARD LCR BRIDGE type 4216A	£1450	193 MARCONI Q METER type TF1245 with TF1246 Oscillator	£325
187 HEWLETT PACKARD QLC METER type 4342A	£115	194 TEKTRONIX CURVE TRACER type 575	£175
188 AUTO TRANSFORMER 1.4kVA Pri Volts 90/240, Sec 115V	£18	195 KROHN-HITE BAND PASS FILTER Model 350A	£35
189 POLAROID FIELD STRENGTH METER type FIM-82 with RF Tuning unit FIM-X2 7360-10, 1000MHz	£195	196 KROHN-HITE REJECTION FILTER Model 350A	£35
190 POLAROID MICROWAVE RECEIVER MODEL R with RF Tuning units covering 400-2050MHz and 7400-22,000MHz	£325	197 MARCONI In Situ UNIVERSAL BRIDGE type T12701 Battery Operated	£135
191 POLAROID MICROWAVE SIGNAL GENERATOR Model MSG-1 950-2400MHz	£295	198 BRANDENBURGH HIGH VOLTAGE GENERATOR type MRS-1	£25
192 POLAROID MICROWAVE SIGNAL GENERATOR Model MSG-2 2150-4600MHz	£295	199 PHILIPS FM STEREO GENERATOR type PM6456, Separate L & R Signals Carrier Freq 100MHz ± 1%, RF O/P 3mV pk-pk	£150
193 MARCONI Q METER type TF1245 with TF1246 Oscillator	£325	200 MARCONI STANDARD SIGNAL GENERATOR type TF144H 10kHz-72MHz	£195
194 TEKTRONIX CURVE TRACER type 575	£175	201 HEWLETT PACKARD DC CURRENT SOURCE 6181B	£165
195 KROHN-HITE BAND PASS FILTER Model 350A	£35	202 SCHLIMBERGER AUTOMATIC COUNTER type F8200 DC - 50MHz	£115
196 KROHN-HITE REJECTION FILTER Model 350A	£35	203 DECCA (KORTING) COLOUR BAR GENERATOR type 82515	£125
197 MARCONI In Situ UNIVERSAL BRIDGE type T12701 Battery Operated	£135	204 SIEMENS FREQ METER 450-1000MHz	£175
198 BRANDENBURGH HIGH VOLTAGE GENERATOR type MRS-1	£25	205 HEWLETT PACKARD AUDIO OSCILLATOR type 204B	£120
199 PHILIPS FM STEREO GENERATOR type PM6456, Separate L & R Signals Carrier Freq 100MHz ± 1%, RF O/P 3mV pk-pk	£150	206 AVO MULTI METER type T1, unused	£35
200 MARCONI STANDARD SIGNAL GENERATOR type TF144H 10kHz-72MHz	£195	207 MARCONI WIDE RANGE OSCILLATOR TF1370, 10Hz-100MHz	£30
201 HEWLETT PACKARD DC CURRENT SOURCE 6181B	£165	208 RACAL H.F. SELECTIVE ANALYSER type 9056	£350
202 SCHLIMBERGER AUTOMATIC COUNTER type F8200 DC - 50MHz	£115	209 MARCONI AM/FM MODULATION METER type TF2300, 4MHz-1GHz	£375
203 DECCA (KORTING) COLOUR BAR GENERATOR type 82515	£125	210 RANK ABENA E.H.T. METER 0-30kV	£40
204 SIEMENS FREQ METER 450-1000MHz	£175	211 MARCONI (SANDERS) MICROVOLT POWER METER type 6590 with probe	£225
205 HEWLETT PACKARD AUDIO OSCILLATOR type 204B	£120	212 RHODE & SCHWARTZ INDUCTANCE METER IRT, BNE100	£30
206 AVO MULTI METER type T1, unused	£35	213 ADVANCE DIGITAL MULTIMETER type DMM2	£30
207 MARCONI WIDE RANGE OSCILLATOR TF1370, 10Hz-100MHz	£30	214 FARNELL DIGITAL MULTIMETER type DM131	£30
208 RACAL H.F. SELECTIVE ANALYSER type 9056	£350	215 FEEDBACK FUNCTION GENERATOR type FG600 Sine/Square/Triangle	£100
209 MARCONI AM/FM MODULATION METER type TF2300, 4MHz-1GHz	£375	216 GRIFFIN SIGNAL GENERATOR & AMPLIFIER 1V2-100kHz	£110
210 RANK ABENA E.H.T. METER 0-30kV	£40	217 MARCONI TUNABLE REJECTION FILTER type TF234	£110
211 MARCONI (SANDERS) MICROVOLT POWER METER type 6590 with probe	£225		
212 RHODE & SCHWARTZ INDUCTANCE METER IRT, BNE100	£30		
213 ADVANCE DIGITAL MULTIMETER type DMM2	£30		
214 FARNELL DIGITAL MULTIMETER type DM131	£30		
215 FEEDBACK FUNCTION GENERATOR type FG600 Sine/Square/Triangle	£100		
216 GRIFFIN SIGNAL GENERATOR & AMPLIFIER 1V2-100kHz	£110		
217 MARCONI TUNABLE REJECTION FILTER type TF234	£110		

BARCLAYCARD (VISA) and ACCESS taken. Official orders welcome  
CALLERS VERY WELCOME STRICTLY BETWEEN 9am-1pm and 2-5pm Monday to Saturday inc.

**CHILTEAD LTD**  
NORWOOD ROAD, READING  
(2nd turning left past Reading Technical College in King's Road then first right - look on right for door with "Spoked Wheel")  
TELEPHONE NO. READING 669656

WW - 047 FOR FURTHER DETAILS

## LOW VOLTAGE POWER DRILLS AND ACCESSORIES

Illustration shows Titan Drill and Stand (Price £27 inc. VAT and Postage) which is One of the combinations which can be purchased from our comprehensive range of Drills and Accessories.

Prices from £8.34 (Reliant Drill only) inc. VAT and Postage.

Send 25p for Catalogue.

A. D. BAYLISS & SON LTD.

PFERA WORKS, REDMARLEY, GLOUCESTER GL19 3JU

Barclaycard, Access Welcome

Tel. Bromesbury (053 181) 273

Stockists: Richards Electric, Gloucester

D & D Models, Hereford

Hoopers of Ledbury

Hobbs of Ledbury

## P.&R. COMPUTER SHOP

IBM GOLFBALL PRINTER 3982, £70

EPSON MX-80 80.GPs 3982 IBM I/O PRINTERS DOT MATRIX PRINTER WITH SPECIAL INTERFACES. VDUs, ASCII KEYBOARDS, ASR, KSR, TELETYPES, PAPER TAPE READERS, PAPER TAPE PUNCHES, SCOPES, TYPEWRITERS, FANS 4" 5" 6". POWER SUPPLIES, STORE CORES, TEST EQUIPMENT AND MISCELLANEOUS COMPUTER EQUIPMENT. OPEN: MONDAY TO FRIDAY 9 a.m.-5 p.m., SATURDAY TILL 1 p.m.

COME AND LOOK AROUND  
SALCOTT MILL, GOLDHANGER ROAD  
HEYBRIDGE, ESSEX  
PHONE MALDON (0621) 57440

WW - 101 FOR FURTHER DETAILS

OMENEX LTD.  
7 HUGHENDEN ROAD  
HASTINGS SUSSEX TN34 3TG  
TEL: HASTINGS (0424) 428131

ELECTRONIC COMPONENTS

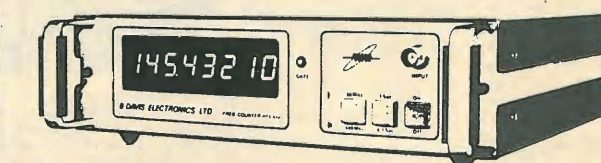
## 600 MHz Digital Frequency Counter

The basis of the design is an LSI chip which is a seven decade counter. This is extended to full 8 digits by feeding the processed signal to a single decade counter that is then decoded and fed to the least significant digit (LSD), for display. The LSD then counts, decodes and feeds the digit drivers for the other seven most significant digits (MSD's). A further LSI chip which performs the functions of Xtal oscillator, gating dividers and driver, multiplexing signal generator, etc. Other complex discrete circuitry provides for signal conditioning, shaping, amplification and protection.

A pre-scaler and amplifier provide facilities for extending the 8 digit counter block to 600MHz. This is switched in from the front panel. Also provided is switching for gate time and power. A 'gate open' LED indicates when the count is active.

Power supply required is 100-240V AC 40-60Hz, feeding a 5 volt IC stabiliser and filter. A facility (rear jack socket) is provided for input to the stabiliser for powering with 9-16 volts DC for mobile use. Reverse polarity protection is included.

Display is an optically filtered multiplexed 8 digit presentation of 0.5" LEDs driven to high brightness by discrete and IC display drivers. The displays are of the latest reflector technology types with sculptured segments giving a pleasing, easily read display even under high ambient lighting.



Range 1Hz-60MHz.  
-600MHz  
Resolution 1Hz.  
Sensitivity Typically 10mV at 60MHz, 125mV at 600MHz.

Initial Accuracy ± 1ppm.  
Short term stability ± 1ppm after 30 mins.  
Long term stability ± 1ppm per 1000 hours.

Temp stability ± 2ppm 20-40°C.  
Line voltage ± 10%, Better than ± 0.01ppm.

MODEL NUMBER UK522

Input 1MΩ in parallel with 15pF at 60MHz.  
50Ω with pre-scaler.

Protection Up to 200V pp.

Gate Xtal. 5.24288MHz.  
1.0 or 0.1 sec. by push button selection.

Power 100-240V AC 40-60Hz ± 10% at 10 watts.  
9-16V DC at 800mA Typical

£108 inc. VAT

A MUST FOR THE COMPUTER OR VIDEO MAN.  
CONRAC 14" MONITOR. Solid state sync. plus video input sockets. Not cased. Used but tested.  
£35 each. Carriage £5.  
Other monitors available including colour. Please enquire.

CREED MODEL 75  
Printer with keyboard. Late model  
ONLY £25 each  
Receive only £18 each. Carriage £6

COSSOR VDU with KEYBOARD  
80 characters x 13 lines; 600/1200 baud; RS232C standard 240 volts input; screen size 9 inches.  
Very good condition. Tested. Limited quantity.  
£60 each  
Carriage at cost

GENERAL PURPOSE OSCILLOSCOPE  
TECH TYPE TP2  
Single beam. Size approx. 6" x 7" x 9 3/4". Weight 7lbs.  
Ideal for the beginner or school user.  
ONLY £49.50 each. P&P £3

SINE & SQUARE WAVE AUDIO GENERATOR  
TYPE TE-22. 20Hz-200kHz. Portable, as new.  
ONLY £55 each. P&P £3

MULTIMETER  
Russian Type 4324  
AC/DC volts; AC/DC current; ohms, etc. Brand new, boxed.  
£12.50 each. P&P £2.50

METROHM INSULATION AND CONTINUITY  
TESTER 500 volts  
Portable. Battery Operated. Standard P.P.7 (Battery not supplied). Complete with carrying case.  
As New £40 each  
Used but good condition £25 each  
As above but 250 Volts. Used  
£17.50 each. P&P £3

RADAR AERIALS  
Rotary, complete with Waveguide Couplers. These are brand new. Ministry boxed. Very impressive. Dish diameter 27 inches.  
£65 each. Carriage £6

All units £6 carriage. Plus V.A.T. on total







WW....	WW....	WW....
WW....	WW....	WW....
WW....	WW....	WW....
WW....	WW....	WW....
WW....	WW....	WW....
WW....	WW....	WW....
WW....	WW....	WW....
WW....	WW....	WW....
WW....	WW....	WW....
WW....	WW....	WW....
WW....	WW....	WW....
WW....	WW....	WW....
WW....	WW....	WW....
WW....	WW....	WW....
WW....	WW....	WW....

Please arrange for me to receive further details of the products listed, the appropriate reference numbers of which have been entered in the space provided.

Name .....

Position in Company .....

Name of Company .....

Address .....

Telephone Number .....

Nature of Company/Business .....

No. of employees at this establishment .....

VALID FOR SIX MONTHS ONLY

Postage will be paid by Licensee

Do not affix Postage Stamps if posted in Gt Britain, Channel Islands, N Ireland or the Isle of Man

BUSINESS REPLY SERVICE  
Licence No 12045

WIRELESS WORLD  
Reader Enquiry Service  
429 Brighton Road  
South Croydon  
Surrey CR2 9PS

UK subscription rates	USA & Canada subscription rates
1 year: £12.00	1 year: \$39.00
Overseas 1 year: £15.00	

Please enter my subscription to Wireless World for 1 year

I enclose remittance value.....made payable to  
**IPC BUSINESS PRESS Ltd.**

Name.....

Address.....

OVERSEAS ADVERTISEMENT AGENTS

**Hungary** Mrs. Edit Bajusz, Hungexpo Advertising Agency, Budapest XIV, Varosliget - Telephone : 225 008 - Telex: Budapest 22-4525 INTFOIRE

**Italy** Sig. C. Epis Etas-Kompass, S.p.a. - Servizio Estero, Via Mantegna 6, 20154 Milan - Telephone 347051 - Telex: 37342 Kompass


**Japan** Mr. Inatsuki, Trade Media - IBPA (Japan), B212 Azabu Heights, 1-5-10 Roppongi, Minato-Ku, Tokyo 106 - Telephone : (03) 585-0581

**United States of America** Ray Barnes, \*IPC Business Press 205 East 42nd Street, New York, NY 10017 - Telephone: (212) 689 5961 - Telex: 421710 Mr. Jack Farley Jnr., The Farley Co., Suite 1548, 35 East Wacker Drive, Chicago, Illinois 60601 - Telephone: (312) 6 3074 Mr. Victor A Jauch, Elmatex International, P.O. Box 34607, Los Angeles Calif. 90034 U.S.A. Telephone: (213) 821 8581 Telex: 18 - 1059. Mr. Jack Mentel, The Farley Co., Suite 605, Ranna Building, Cleveland, Ohio 4415 - Telephone: (216) 621 1919 Mr. Ray Rickles, Ray Rickles & Co., P.O. Box 2008, Miami Beach, Florida 33140 - Telephone: (305) 532 7301 Mr. Jim Parks, Ray Rickles & Co., 3116 Maple Drive N.E., Atlanta, Georgia 30305. Telephone: (404) 237 7432 Mike Loughlin, IPC Business Press, 15055 Memorials, Ste 119, Houston, Texas 77079 - Telephone: (713) 783 8673

**Canada** Mr. Colin H. MacCulloch, International Advertising Consultants Ltd., 915 Carlton Tower, 2 Carlton Street, Toronto 2 - Telephone (416) 364 2269

\*Also subscription agents

# SCOPEX 14D-10V Vital for Video



The 14D-10V is a dual trace 10MHz oscilloscope with active TV sync separator and line selector specifically designed for the servicing and alignment of video cassette and disc recorders, colour television and video games.

At a price of £290.00+VAT. Carriage paid UK mainland. Ensures continued British leadership in the low cost high performance oscilloscope market.

- Active TV sync separator.
- 10 cm x 8 cm display.
- Add and invert facility.
- Probe compensation.
- Line selector
- 2mV sensitivity on both channels.
- Push button X-Y.
- Complete with probes.

**SCOPEX**  
Pixmore Avenue, Letchworth,  
Herts SG6 1JJ. Tel: (04626) 72771.



I wish to pay by Barclaycard/Trust Card. Please charge to my account. My Barclaycard/Trust Card No. is

Please send me full details of the 14D10V.

Name.....

Company.....

Address.....

Tel:.....

**An Independent British Company**  
WW - 31 FOR FURTHER DETAILS



Video

WW... WW... WW...  
WW... WW... WW...  
WW... WW... WW...  
WW... WW... WW...  
WW... WW... WW...  
WW... WW... WW...  
WW... WW... WW...  
WW... WW... WW...  
WW... WW... WW...  
WW... WW... WW...

# TER WAREHOUSE

NOW OPEN  
MONDAY-SATURDAY  
9.30-5.30

25 WAY "D" CONNECTORS	WIRE WRAP SKTS.	C10 DATA CASSETTES	RF CONNECTORS
for £12.95 for £5.50	25p 1.70 1.10 0.95 25S 1.90 1.20 1.00 ALL + VAT	24 Pin Vers 28p 14 Pin Gold 22p 18 Pin Gold 24p 100 PCS Min Ord.	50Ω BNC PLG 50p 75Ω BNC PLG 50p PL259 PLG 40p S0239 SKT 35p 100 PCS MIN ORD.

## ICL TERMIPRINTER

100 BAUD TERMINALS

REDUCED TO CLEAR  
NOW ONLY £80 +CAR +VAT

Made under licence from the world famous GE Co. The ICL Termiprinter is a small attractive unit with so many features it is impossible to list them in the space available! Brief spec. as follows: RS232C serial interface, 110 baud, 8 bit paper tape punch and reader for off line data preparation and ridiculously cheap and reliable data storage. Supplied in good condition and in working order. Options: Floor stand £12.50 + VAT  
Sound proof enclosure £25.00 + VAT

## MPU EXPERIMENTORS

+5v +12v +24v POWER SUPPLY

Once again we are very pleased to offer this superb Power Supply Unit, and hope to satisfy most of our previous customers who were disappointed when we sold out due to demand last time they were advertised!! These units may just have well been made for your lab, they consist of a semi-enclosed chassis measuring 180mm x 120mm x 350mm containing all silicon electronics to give the following fully regulated and short circuit proof outputs of:  
+5v @ 2 amps DC +12v @ 800 ma DC  
+12v @ 800 ma DC +24v @ 350 ma DC  
and if that's not enough a fully floating 5v output @ 50 ma DC which may be seriesed to give a host of other voltages. All outputs are brought out to the front panel via miniature jack sockets and are also duplicated at the rear on short flying leads. Units accept standard 240v mains input. They are ex GPU and may have minor scratches on the front panels, they are sold untested but in good internal condition. £16.50 each + £2.50 p+p complete with circuit and component list. Transformer guaranteed. HURRY WHILE STOCKS LAST!!

## HIGH SPEED DATA MODEMS

A superb piece of engineering made by SE Labs Ltd. to a "no cost spend" spec for the GPU, the Modem 12 is a synchronous Modem for use on DATEL 2412 services, or other data links. Many features include switchable V26 modulation, 2400 baud full duplex, 800/1200 standby, auto answer, 4 wire or 2 wire operation. Self test, LED status indication, CMOS technology, modular construction, original cost over £700 each. Believed brand new, supplied complete with PSU etc.  
£185.00 + £9.50 carriage + VAT.  
\*Permission may be required for connection to PD lines.

## PERTEC

PERTEC TAPE DRIVES  
7 track 6840 — 75-25 £175.00 + VAT  
9 track 6840 — 9-25 £295.00 + VAT  
Phone for more details

From £195 + CAR + VAT

Fully fledged industry standard ASR33 data terminal. Many features including: ASCII keyboard and printer for data I/O, auto data detect circuitry, RS232C serial interface, 110 baud, 8 bit paper tape punch and reader for off line data preparation and ridiculously cheap and reliable data storage. Supplied in good condition and in working order. Options: Floor stand £12.50 + VAT  
Sound proof enclosure £25.00 + VAT

## DIABLO S30 DISK DRIVES

Another shipment allows us to offer you even greater savings on this superb 2.5 MB (formatted) hard disk drive. Two types are available both fully refurbished and electronically identical, the only difference is the convenience of changing the disk packs.  
S30 front loader, pack change via front door £550 + vat  
S30 fixed, pack change via removal of top cover £295 + vat  
+ & - 15v PSU for 2 drives £125 + vat  
SPECIAL OFFER new, 12 sector packs £20 + vat carriage & insurance on drives £15.00 + vat fully DEC RK05, NOVA, TEXAS compatible further info on controllers etc on request.

## NATIONAL MA1012 LED CLOCK MODULE

★ 12 HOUR  
★ ALARM  
★ 50/60 HZ

The same module as used in most ALARM/CLOCK radios today, the only difference is our price! All electronics are mounted on a PCB measuring only 3" x 1" and by addition of a few switches and 5/16 volts AC you have a multi function alarm clock at a fraction of cost. Other features include snooze timer, am pm, alarm set, power fail indicator, flashing seconds cursor, modulated alarm output etc. Supplied brand new with full data only. Suitable transformer £1.75. £5.25

## MAINS FILTERS

Professional type mains filters as used by "Main Frame Manufacturers" ideal for curing those unerving hang ups and data glitches, fit one now and cure your problems! Suppression Devices SD5 A10 5 amp £6.95  
Corcom Inc F1900 30 amp £13.95 + pp £1.00

## MUFFIN FANS

Keep your equipment cool and reliable with our tested ex-equipment "Muffin Fans" almost silent running and easily mounted. Available in two voltages. 110 V.A.C. £5.05 + pp 90p OR 240v A.C. £6.50 + pp 90p. DIMENSIONS 4 1/4" x 4 1/4" x 1 1/4"

ELECTRONIC COMPONENTS & EQUIPMENT

66% DISCOUNT

Due to our massive bulk purchasing programme which enables us to bring you the best possible bargains, we have thousands of I.C.'s, Transistors, Relays, Cap's, P.C.B.'s, Sub-assemblies, Switches, etc. etc. surplus to our requirements. Because we don't have sufficient stocks of any one item to include in our ads., we are packing all these items into the "BARGAIN PARCEL OF A LIFETIME!" Thousands of components at giveaway prices! Guaranteed to be worth at least 3 times what you pay plus we always include something from our ads. for unbeatable value!! Sold by weight

2.5kds £ 4.75 + pp £1.25  
5kds £ 6.75 + pp £1.80  
10kds £11.75 + pp £2.25  
20kds £19.99 + pp £4.75

## LAMBDA — DEC CORNER —

DECTUGO TWIN CASSETTE DRIVE ... £375 + VAT  
PDP1105 MINI I/O MEMORY, CPU ETC. £450 + VAT  
LSI1132K BYTIC CMOS MEMORY CARDS £295 + VAT  
RK05 MEMOREX DISK PACKS (12 sector) £20.00 + VAT  
LSI1102 PROCESSOR CARD £275.00 + VAT  
\* \* All types of DEC equipment purchased for cash \* \*

LMC C5V  
5V 10 AMP  
PSU, 240V  
NEW £45 + VAT  
+ £2.50 P&P

# ELECTRONICS

Dept. W.W. 64-66 Melfort Rd., Thornton Heath, Croydon, Surrey. Tel: 01-689 7702 or 01-689 5800

Unless otherwise stated all prices inclusive of V.A.T. Cash with order. Minimum order value £2.00 Prices and Postage quoted for UK only. Where post and packing not indicated please add 60p per order. Bona Fide account orders minimum £20.00. Export and trade enquiries welcome. Orders despatched same day where possible. 3% surcharge on Access and Barclaycard orders.

MAIL ORDER INFORMATION

## SOFTY 1 & 2

EPROM BLOWER

Software development system invaluable tool for designers, hobbyists, etc. Enables open heart surgery on 2716, 2708 etc. Blows, copies, reads EPROMs or emulates EPROM/ROM/RAM in situ whilst displaying contents on domestic TV receiver. Many other features. £115 + carr. + VAT. Optional 2716, 2716 Function Card £40 + VAT. PSU £20 + £1.50 carr. + VAT.  
Softy 2 for 2716/2732 £169 + VAT  
Write of phone for more details.

## 9" VIDEO MONITORS

Ex-equipment 9" Motorola Video Monitors 75Ω composite input, tested but unguaranteed. £38.99 + £7.50 carriage + VAT. Complete with circuit.

## SEMICONDUCTOR 'GRAB BAGS'

Mixed Semis amazing value contents include transistors, digital, linear, I.C.'s, diodes, diodes, bridge rects, etc. etc. All devices guaranteed brand new full spec with manufacturer's markings, fully guaranteed. 50p bag £2.95 100p bag £5.15 TTL 74 Series.  
A gigantic purchase of an "across the board" range of 74 TTL series I.C.'s enables us to offer 100+ mixed "mostly TTL" grab bags at a price which two or three chips in the bag would normally cost to buy.  
Fully guaranteed at I.C.'s full spec. 100+ £8.99 200+ £12.30 300+ £19.50

## RCA FULLY CASED ASCII CODED KEYBOARDS

IDEAL - TANGIERINE, OHIO ETC.

Straight from the U.S.A. made by the world famous R.C.A. Co., the VP600 Series of cased freestanding keyboards meet all requirements of the most exacting user, right down to the price! Utilising the latest in switch technology. Guaranteed in excess of 5 million operations. The keyboard has a host of other features including full ASCII 128 character set, user definable keys, upper/lower case, rollover protection, single 5V rail, keyboard impervious to liquids and dust, TTL or CMOS outputs, even an on-board tone generator for keypress feedback, and a 1 year full R.C.A. backed guarantee.

VP601 7 bit fully coded output with delayed strobe, etc. £43.95  
VP601 Same as VP601 with numeric pad. £54.95  
VP606 Serial, RS232, 20MA and TTL output, with 6 selectable Baud Rates. £84.26  
VP616 Same as VP606, with numeric pad, Plug and cable for VP601, VP611 £2.25  
Plug for VP606, VP616 £2.10  
Post, Packing and Insurance. £1.95  
ORDER NOW OR SEND FOR DETAILS.

## 5v D.C. POWER SUPPLIES

Following the recent "SELL OUT" demand for our 5v 3 amp P.S.U. we have managed to secure a large quantity of ex-computer systems P.S.U.'s with the following spec.: 240 or 110v A.C. input. Outputs of 5v @ 3-4 amps, 7.2v @ 3 amps and 6.5v @ 1 amp. The 5v and 7.2v outputs are fully regulated and adjustable with variable current limiting on the 5v supply. Unit is self contained on a P.C.B. measuring only 12" x 5" x 3". The 7.2v output is ideal for feeding "on board" regulators or a further 3 amp LM323K regulator to give an effective 5v @ 7 amp supply.  
Supplied complete with circuit at only £10.95 + £1.75 pp. Believed working but untested, unguaranteed.

# H.B.E.D. NATIONAL

## SC/MP Microprocessor

INS8060N (ISPA/600N) EX-STOCK

## SPECIAL OFFERS

### TANTALUM CAPACITORS

1-35v	25+ .06	100+ .055	6.8-35v	25+ .095	100+ .085
22-35v	.06	.055	10-50v	.18	.165
4-7-35v	.095	.085	15-35v	.18	.165

## ELECTROLYTIC CAPS

AXIAL	25+ .03	100+ .025	RADIAL	25+ .03	100+ .025
2-2-63v	.03	.025	2-2-63v	.03	.025
10-63v	.035	.03	10-16v	.03	.025
100-25v	.045	.04	220-16v	.045	.04

FULL SPECIAL OFFER LIST AVAILABLE

We also stock Microprocessors, CMOS, TTL, Transistors, Capacitors, Potziometers, Connectors, etc. Free catalogue available to trade customers only. Enquiries welcome.

Please add £1.50 handling charge and 15% V.A.T.

## Harrison Bros.

Electronic Distributors  
22 Milton Road, Westcliff-on-Sea  
Essex SS0 7JX, England  
Tel: Southend-on-Sea (0702) 32338

WW - 100 FOR FURTHER DETAILS

## TEST INSTRUMENTS

### SAFGAN DUAL TRACE SCOPES

DT 410 £169 DT 415 £175 DT 420 £188  
Probe (X1-REF-X10) - £11.50 P&P £3.50 or parcel service £6.50 (+VAT)

### LEADER

BATTERY-OPERATED DUAL TRACE OSCILLOSCOPE LB0-308S £468

SIGNAL GENERATOR LSG-16 £55

FUNCTION GENERATOR LFG-1300 £328

LCR BRIDGE LCR-740 £149

REGULATED DC POWER SUPPLIES LPS-155 £84. LPS-156 £166

AUDIO GENERATOR LAG-26 £64

WIDE BAND DUAL TRACE OSCILLOSCOPE LB0-508A £316

SINGLE TRACE TRIGGERED OSCILLOSCOPE LB0-512A £183

£1 P&P

Many more instruments available from all these ranges

ADD 15% VAT ON ALL PRICES  
All prices correct at 1-8-81 E&OE  
Cash with order or Credit Card  
CATALOGUE AVAILABLE (30p)

## DAROM SUPPLIES

Open: Mon-Fri 9 a.m. - 5.30 p.m.  
Callers welcome  
4 Sandy Lane, Stockton Heath  
WARRINGTON. WA4 2AY, CHESHIRE  
Telephone (0925) 64764

Also  
TMK  
Analogue meters from under £15

WW - 048 FOR FURTHER DETAILS

# RECHARGEABLE BATTERIES

PRIVATE & TRADE ENQUIRIES WELCOME

Full range available to replace 1.5 volt dry cells and 9 volt PP type batteries, SAE for lists and prices. £1.45 for booklet, "Nickel Cadmium Power," plus catalogue.

★ New sealed lead range now available ★

Write or call at:  
SANDWELL PLANT LTD.  
2 Union Drive, Boldmere  
Sutton Coldfield, West Midlands, 021-354 9764

WW - 067 FOR FURTHER DETAILS

BATTERIES NICAD, vented, rechargeable, 1.2v super life state: buttons or tabs. AA 1.1.8AH £7p C U11.1.8AH £1.59 D U2.4AH £2.17 CHARGER universal for above by JACKSON £8.00	BRIDGES MDA 100 PM7A2 64p W005 W02/4 5SB40 ZENERS BZY88 3v to 18v BZX61/85 1w	32p 25p 26p 48p 5p 7p
---	--	--------------------------------------

3v to 33v 5w 10w on request

POLYESTER PLUG IN BOX STYLE TOL 10% BY EXVOX MULL PLES ETC.

All at 4p	PCM	All at 6p	PCM	LEDs	
001/400v	10	22/250v	15	125" TIL209	12p
0022/400v	10	33/100v	22	Green	7p
0033/400v	10	47/250v	22	Red	13p
0047/400v	10	68/100v	15	2" TIL220	12p
01/630v	10	10/100v	15	Green	10p
022/250v	10	All at 12p	22	Red	13p
033/250v	10	1.5/100	22	RECT	17p
047/100v	10	2.2/100	22	Red	17p
068/100v	10	All at 18p	22		
1/250v	10	3.3/100v	22		
In MFDS sizes in mm		4.7/100v	27	2 Clips TIL111	5p

POLYESTER AXIL 10%	5p	TANT BEAD 5mm 20%	Val	V	7p	Val	V	12p
.01 400v	.33 100v	.1 35	.7p	.1 35	.8p	.1 35	.8p	.1 35
.022 250v	.47 250v	.22 35	.8p	.22 35	.8p	.22 35	.8p	.22 35
.047 250v	.68 250v	.47 35	.9p	.47 35	.9p	.47 35	.9p	.47 35
.1 160v	1.0 250v	1.0 35	12p	1.0 35	12p	1.0 35	12p	1.0 35
.22 400v	1.5 100v	2.2 20	13p	2.2 20	13p	2.2 20	13p	2.2 20

DIODES BY ITT, MULL, SESCOSEM, TEXAS (CODED)

AAZ15	9p	OA47	5p	IN916	3p
BAX13/16	3p	OA90/91	6p	IN4002	21p
BAV71	9p	OA200/2	11p	IN4004	31p
BY127	7p	RP108	3p	IN4007	6p
BY206	9p	S29M7	90p	IN4148	11p
BY255	9p	IAV30	9p	IN5397	7p
RYX10	30p	IN270	6p	IN5404	11p
CV8790	5p	IN914	2p	IN5407	13p

ICs DIL PINNING (-) - L AND CA					
301 (8)	22p	556 (14)	42p	1458 (8)	27p
308 (8)	42p	565 (14)	95p	3048 (14)	59p
311 (8)	41p	567 (8)	95p	3080 (8)	83p
324 (14)	35p	709 (14)	21p	3140 (8)	92p
339 (14)	44p	710 (14)	32p	3900 (14)	43p
348 (14)	56p	725 (8)	£1.92	3914 (18)	£2.35
380 (14)	56p	741 (8)	15p	13600 (16)	99p
381 (14)	84p	747 (14)	37p		
555 (8)	19p	1310 (14)	45p		

ICs LPS 74LS - N					
00 10p	74 18p	01 12p	17 48p	40 48p	48p
02 14p	85 74p	02 12p	18 48p	41 52p	42p
04 16p	90 48p	04 16p	20 48p	42 52p	47p
05 16p	109 32p	07 18p	21 54p	46 80p	51p
08 16p	123 40p	08 52p	22 54p	49 28p	70p
10 14p	132 50p	11 16p	23 16p	60 52p	84p
14 36p	138 40p	12 20p	24 42p	66 34p	132p
27 16p	240 34p	13 34p	25 69p	81 16p	193p
30 16p	244 86p	14 48p	27 38p	81 20p	96p
33 16p	367 48p	16 34p	29 48p	93 38p	

CMOS BUFF 40 - N					
01 12p	17 48p	40 48p	48p	48p	48p
02 12p	18 48p	41 52p	42 52p	43 52p	44 52p
04 16p	20 48p	45 52p	46 80p	47 80p	48 80p
07 18p	21 54p	49 28p	50 28p	51 28p	52 28p
08 52p	22 54p	53 28p	54 28p	55 28p	56 28p
11 16p	23 16p	57 28p	58 28p	59 28p	60 28p
12 20p	24 42p	61 20p	62 20p	63 20p	64 20p
13 34p	25 69p	65 20p	66 20p	67 20p	68 20p
14 48p	27 38p	69 20p	70 20p	71 20p	72 20p
16 34p	29 48p	73 20p	74 20p	75 20p	76 20p

TTL 74 - N					
00 to 40	19p	41 52p	42 52p	43 52p	44 52p
45 52p	46 80p	47 80p	48 80p	49 28p	50 28p
51 28p	52 28p	53 28p	54 28p	55 28p	56 28p
57 28p	58 28p	59 28p	60 28p	61 20p	62 20p
63 20p	64 20p	65 20p	66 20p	67 20p	68 20p
69 20p	70 20p	71 20p	72 20p	73 20p	74 20p
75 20p	76 20p	77 20p	78 20p	79 20p	80 20p
81 20p	82 20p	83 20p	84 20p	85 20p	86 20p
87 20p	88 20p	89 20p	90 20p	91 20p	92 20p
93 20p	94 20p	95 20p	96 20p	97 20p	98 20p
99 20p					

SCRS BT106/151 2N4443	77p	C106D 2N5061/2	35p
SWITCH Pushbutton PCB Mtg. 18 Pin Make Break 250v 17p. Rocker for 1/8" x 1/2" Hole SPST 15A 250v 19p.			

TRANSISTORS					
AC127/8	25p	BD537/8	33p	TIS43	27p
AD149	29p	BD675A	49p	TIS90/91	8p
AD161/2	69p	BF244B	25p	2TX212A	6p
AU113	£1.69	BF258/9	24p	2N696/8	19p
BC107/B	10p	BF337/8	21p	2N918/30	15p
BC108/B	12p	BFY50/51	19p	2N1613	28p
BC109	10p	BRV39	24p	2N2218/19	15p
BC109C	12p	BSW67/68	29p	2N2222A	12p
BC121/2/3	19p	BSY23	19p	2N2369A	16p
BC127/7B	12p	BU126	£1.02	2N2646	17p
BC182/B/L	6p	BU205/6	95p	2N2905/7	19p
BC183/B/L	6p	BU208	89p	2N3053	22p
BC184/B/LB	6p	BU325A	£1.02	2N3054	22p
BC212/B	6p	BU3Y8	69p	2N3457/9	39p
BC213/B	6p	MJ2501	£1.09	2N3442	69p
BC214/B/LB	6p	MJ3001	£1.09	2N3702/4	7p
BC237/8	9p	MJE340	30p	2N3706/10	9p
BC238B/9B	9p	MJE520	42p	2N3771/2	89p
BC327/7B	14p	MPSA06/14	14p	2N3772	£1.39
BC337/8	9p	MPS42/3	12p	2N3904/6	9p
BC477/8	19p	MPSA56	21p	2N4358	39p
BC547B	9p	OC28/71	89p	2N5320/2	29p
BC548B	9p	TIP28/30	17p	2N5447/9	9p
BC549B	9p	TIP31A/32A	25p	2N5457/9	30p
BC557/9/9	9p	TIP41A/42A	27p	2N5550	12p
BCY70/71	14p	TIP47	39p	2N6028	12p
BD112/116	69p	TIP110/115	37p	2N6107/9	37p
BD131/2	29p	TIP121/126	36p	2N6135	69p
BD135/16	22p	TIP2955	39p	CD40107</	





# COMPUTER WAREHOUSE

NOW OPEN  
MONDAY-SATURDAY  
9.30-5.30

## BULK BUY SPECIALS

RAM SCOOP  
4116 200 NS 6 for £12.95  
2102-850 NS 6 for £5.50  
INC VAT

25 WAY "D" CONNECTORS  
50+ 1.70 1.10 1.00  
25S 1.90 1.20 1.00  
ALL + VAT

WIRE WRAP SKTS.  
24 Pin Vero 28p  
14 Pin Gold 22p  
18 Pin Gold 24p  
100 PCS Min Ord.

C10 DATA CASSETTES  
10 for £5.75  
Inc. VAT

RF CONNECTORS  
50Ω BNC PLG 50p  
75Ω BNC PLG 50p  
PL258 PLG 40p  
S0238 SKT 35p  
100 PCS MIN ORD.

## TELETYPE ASR33 I/O TERMINALS



From £195 + CAR + VAT

Fully fledged industry standard ASR33 data terminal. Many features including: ASCII keyboard and printer for data I/O, auto data detect circuitry, RS232 serial interface, 110 baud, 8 bit paper tape punch and reader for off line data preparation and ridiculously cheap and reliable data storage. Supplied in good condition and in working order. Options: Floor stand £12.50 + VAT. Sound proof enclosure £25.00 + VAT.

## DIABLO S30 DISK DRIVES

Another shipment allows us to offer you even greater savings on this superb 2.5 MB (formatted) hard disk drive. Two types are available both fully refurbished and electronically identical, the only difference is the convenience of changing the disk packs. S30 front loader, pack change via front door £550 + vat. S30 fixed, pack change via removal of top cover £295 + vat. + & - 15v PSU for 2 drives £125 + vat. SPECIAL OFFER new, 12 sector packs £20 + vat carriage & insurance on drives £15.00 + vat fully DEC RK05, NOVA, TEXAS compatible further info on controllers etc on request.

## NATIONAL MA1012 LED CLOCK MODULE

### ★ 12 HOUR ★ ALARM ★ 50/60 HZ

The same module as used in most ALARM/CLOCK radios today, the only difference is our price! All electronics are mounted on a PCB measuring only 3" x 1 1/2" and by addition of a few switches and 5/16 volts AC you have a multi function alarm clock at a fraction of cost. Other features include snooze timer, am/pm, alarm set, power fail indicator, flashing seconds cursor, modulated alarm output etc. Supplied brand new with full data only. Suitable transformer £1.75. £5.25

## MAINS FILTERS

Professional type mains filters as used by "Main Frame Manufacturers" ideal for curing those unnerving hang ups and data glitches, fit one now and cure your problems! Suppression Devices SD5 A10 5 amp £6.95. Corcom Inc F1900 30 amp £13.95 + pp £1.00.

## MUFFIN FANS


Keep your equipment Cool and Reliable with our tested ex-manufacturer "Muffin Fans" almost silent running and easily mounted. Available in two voltages. 110 V.A.C. £5.05 + pp 90p OR 240v A.C. £6.50 + pp 90p. DIMENSIONS 4 1/4" x 4 1/4" x 1 1/2"

ELECTRONIC COMPONENTS & EQUIPMENT **66% DISCOUNT**

Due to our massive bulk purchasing programme which enables us to bring you the best possible bargains, we have thousands of I.C.'s, Transistors, Relays, Cap's, P.C.B.'s, Sub-assemblies, Switches, etc. etc. surplus to our requirements. Because we don't have sufficient stocks of any one item to include in our ads., we are packing all these items into the "BARGAIN PARCEL OF A LIFETIME". Thousands of components at giveaway prices! Guaranteed to be worth at least 3 times what you pay plus we always include something from our ads. for unbeatable value! Sold by weight.

2.5kds £ 4.75 + pp £1.25 5kds £ 6.75 + pp £1.80 10kds £11.75 + pp £2.25 20kds £19.99 + pp £4.75

## ICL TERMIPRINTER 300 BAUD TERMINALS



REDUCED TO CLEAR NOW ONLY £80 + CAR + VAT

Made under licence from the world famous GE Co. The ICL Termiprinter is a small attractive unit with so many features it is impossible to list them in the space available! Brief spec. as follows: RS232 serial interface, switchable baud rates 110, 150, 300, (30 cps), upper and lower case correspondence type face, standard paper, almost silent running, form feed, electronic tab settings, suited for word processor applications plus many more features. Supplied complete, in as seen condition, no guarantee.

SAVE OVER £100

## THE PRINTER SCOOP OF THE YEAR THE LOGABAX Z80 MICROPROCESSOR CONTROLLED LX180L MATRIX PRINTER



A massive bulk purchase enables us to offer you this superb professional printer at a fraction of its recent cost of over £2000. Utilising the very latest in microprocessor technology, it features a host of facilities with all electronics on one plug in P.C.B. Just study the specification and you will instantly realise it meets all the requirements of the most exacting professional or hobbyist user. STANDARD FUNCTIONS ★ Full ASCII character set ★ Standard ink ribbon ★ RS232/V24 serial interface - 7 xalt controlled baud rates up to 9600 ★ 194 characters per line ★ Parallel interface ★ Handshakes on serial and parallel ports ★ 4 type fonts, italic script, double width, italic large, standard ★ Internal buffer ★ Internal self test ★ 170 CPS ★ Variable paper tractor up to 17.5" wide ★ Solid steel construction ★ All software in 2708 eeproms easily reconfigured for custom fonts etc. All this and more, not refurbished but BRAND NEW At Only £525 + VAT. Also available identical to above LESS Electronics Card £250 + VAT + carriage and ins. £18.00 + VAT. OPTIONAL EXTRAS ★ Lower case £25.00 ★ 16K buffer £30.00 ★ Second tractor for simultaneous dual forms £85.00 ★ Logabax maintenance, P.O.A.

## 8" FLOPPY DISK DRIVES

Yet again we've managed to secure a large shipment of tomorrow's technology at prices as yet unheard of!! And as with most of our purchases can pass these savings direct to you!! The DR 7100 & 7200 8" floppy disk drives have many inbuilt features to provide literally any BUS configuration with full daisy chain via internal jumpers 77 tracks on the single sided 7100 give upto 0.8 MB of data and 154 tracks on the 7200 double sided drive give a massive 1.6 MB of data. Many other features such as soft or hard sectoring, IBM or ANSI standards, only 240v AC, +24 & +5v dc power requirements, and our unbelievable prices make these drives a snip. Supplied BRAND NEW and boxed complete with user manual: 7100 single sided £225.00 + 8.50 ins. & carr. + vat. 7200 double sided £295.00 + 8.50 ins. & carr. + vat. Full technical manual available £7.50 write or phone for more details.



## LAMBDA

LMC C5V 5V 10 AMP PSU, 240V NEW £45 + VAT + £2.50 P&P

## DEC CORNER

DECTU60 TWIN CASSETTE DRIVE £375 + VAT PDP1105 MINI I/O MEMORY, CPU ETC. £450 + VAT LS1132K BYTE CMOS MEMORY CARDS £295 + VAT RK05 MEMOREX DISK PACKS (12 sector) £20.00 + VAT LS11102 PROCESSOR CARD £275.00 + VAT \*\* All types of DEC equipment purchased for cash \*\*

## MAIL ORDER INFORMATION

Dept. W.W. 64-66 Melfort Rd., Thornton Heath, Croydon, Surrey. Tel: 01-689 7702 or 01-689 6800 Unless otherwise stated all prices inclusive of V.A.T. Cash with order. Minimum order value £2.00 Prices and Postage quoted for UK only. Where post and packing not indicated please add 80p per order. Bona Fide account orders minimum £20.00. Export and trade enquiries welcome. Orders despatched same day where possible. 3% surcharge on Access and Barclaycard orders.

## ELECTRONICS

## HIGH SPEED DATA MODEMS

A superb piece of engineering made by SE Labs Ltd. to a "no cost spend" spec for the GPO, the Modem 12 is a synchronous Modem for use on DTE 2412 services, or other data links. Many features include switchable V26 modulation, 2400 baud full duplex 800/1200 standby, auto answer, 4 wire or 2 wire operation. Self test, LED status indication, CMOS technology, modular construction, original cost over £700 each. Believed brand new, supplied complete with PSU etc. £185.00 + £9.50 carriage + VAT. \*Permission may be required for connection to P.O. lines.

## PERTEC

PERTEC TAPE DRIVES 7 track 6840 - 75-25 £175.00 + VAT 9 track 6840 - 9-25 £295.00 + VAT Phone for more details

## SOFTY 1 & 2

EPROM BLOWER Software development system invaluable tool for designers, hobbyists, etc. Enables open heart surgery on 2716, 2708 etc. Blows, copies, reads EPROMs or emulates EPROM/ROM/RAM in situ whilst displaying contents on domestic TV receiver. Many other features. £115 + carr. + VAT. Optional 2716, 2716 Function Card £40 + VAT. PSU £20 + £1.50 carr. + VAT. Softy 2 for 2716/2732 £169 + VAT Write or phone for more details.

## 9" VIDEO MONITORS

Ex-equipment 9" Motorola Video Monitors 75Ω composite input, tested but unguaranteed. £38.99 + £7.50 carriage + VAT. Complete with circuit.

## SEMICONDUCTOR 'GRAB BAGS'

Mixed Semis embracing value contents include transistors, digital, linear, I.C.'s, triacs, diodes, bridge recs., etc. etc. All devices guaranteed brand new full spec with manufacturer's markings, fully guaranteed. 50p bag £2.95 100p bag £5.15 TTL 74 Series. A gigantic purchase of an "across the board" range of 74 TTL series I.C.'s enables us to offer 100+ mixed "mostly TTL" grab bags at a price which two or three chips in the bag would normally cost to buy. Fully guaranteed at I.C.'s full spec. 100+ £8.99 200+ £12.39 300+ £19.59

## RCA FULLY CASED ASCII CODED KEYBOARDS



Straight from the U.S.A. made by the world famous R.C.A. Co., the VP600 Series of cased freestanding keyboards meet all requirements of the most exacting user, right down to the price! Utilising the latest in switch technology. Guaranteed in excess of 5 million operations. The keyboard has a host of other features including full ASCII 128 character set, user definable keys, upper/lower case, rollover protection, single 5V rail, keyboard impervious to liquids and dust, TTL or CMOS outputs, even an on-board tone generator for keypress feedback, and a 1 year full R.C.A. backed guarantee.

VP601 7 bit fully coded output with delayed strobe, etc. £43.95 VP601 Same as VP601 with numeric pad. £54.95 VP605 Serial, RS232, 20MA and TTL output, with 6 selectable Baud Rates. £84.26 VP616 Same as VP606, with numeric pad. Plug and cable for VP601, VP611 £2.25 VP616 Plug for VP606, VP616 £2.10 Post, Packing and Insurance. £1.95 ORDER NOW OR SEND FOR DETAILS.

## 5v D.C. POWER SUPPLIES

Following the recent "SELL OUT" demand for our 5v 3 amp P.S.U. we have managed to secure a large quantity of ex-computer systems P.S.U.'s with the following spec.: 240 or 110v A.C. input. Outputs of 5v @ 3-4 amps, 7.2v @ 3 amps and 6.5v @ 1 amp. The 5v and 7.2v outputs are fully regulated and adjustable with variable current limiting on the 5v supply. Unit is self contained on a P.C.B. measuring only 12" x 5" x 3". The 7.2v output is ideal for feeding "on board" regulators or a further 3 amp LM323K regulator to give an effective 5v @ 7 amp supply. Supplied complete with circuit at only £10.95 + £1.75 pp. Believed working but untested, unguaranteed.

# HBED

NATIONAL

SC/MP Microprocessor  
INS8060N (ISPA/600N) EX-STOCK

## SPECIAL OFFERS

## TANTALUM CAPACITORS

1-35v	25+ .06	100+ .055	6.8-35v	25+ .095	100+ .085
22-35v	.06	.055	10-50v	.18	.165
4-7-35v	.095	.085	15-35v	.18	.165

## ELECTROLYTIC CAPS

AXIAL	25+ .03	100+ .025	RADIAL	25+ .03	100+ .025
2.2-63v	.03	.025	2.2-63v	.03	.025
10-63v	.035	.03	10-16v	.03	.025
100-25v	.045	.04	220-16v	.045	.04

## FULL SPECIAL OFFER LIST AVAILABLE

We also stock Microprocessors, CMOS, TTL, Transistors, Capacitors, Potzf. meters, Connectors, etc. Free catalogue available to trade customers only. Enquiries welcome.

Please add £1.50 handling charge and 15% V.A.T.

## Harrison Bros.

Electronic Distributors  
22 Milton Road, Westcliff-on-Sea  
Essex SS0 7JX, England  
Tel: Southend-on-Sea (0702) 32338

WW - 100 FOR FURTHER DETAILS


# TEST INSTRUMENTS

## SAFGAN DUAL TRACE SCOPES

DT 410 £169 DT-415 £175 DT-420 £188  
Probe (X1-REF-X10) - £11.50 P&P £3.50 or parcel service £6.50 (+VAT)

## LEADER

BATTERY-OPERATED DUAL TRACE OSCILLOSCOPE LB0-308S £468



WIDE BAND DUAL TRACE OSCILLOSCOPE LB0-508A £316

SINGLE TRACE TRIGGERED OSCILLOSCOPE LB0-512A £183

SIGNAL GENERATOR LSG-16 £55

FUNCTION GENERATOR LFG-1300 £328

LCR BRIDGE LCR-740 £149

REGULATED DC POWER SUPPLIES LPS-155 £84. LPS-156 £166

AUDIO GENERATOR LAG-26 £64



£1.P&P

Many more instruments available from all these ranges



ADD 15% VAT ON ALL PRICES All prices correct at 1-8-81 E&OE Cash with order or Credit Card CATALOGUE AVAILABLE (30p)



Also

## TMK

Analogue meters from under £15

## DAROM SUPPLIES

Open: Mon-Fri 9 a.m. - 5.30 p.m. Callers welcome  
4 Sandy Lane, Stockton Heath WARRINGTON. WA4 2AY, CHESHIRE  
Telephone (0925) 64764

WW - 048 FOR FURTHER DETAILS

# RECHARGEABLE BATTERIES

## PRIVATE & TRADE ENQUIRIES WELCOME

Full range available to replace 1.5 volt dry cells and 9 volt PP type batteries, SAE for lists and prices. £1.45 for booklet, "Nickel Cadmium Power," plus catalogue.

★ New sealed lead range now available ★

Write or call at:

SANDWELL PLANT LTD.  
2 Union Drive, Boldmere  
Sutton Coldfield, West Midlands, 021-354 9764

WW - 067 FOR FURTHER DETAILS

BATTERIES NICAD, vented, rechargeable, 1.2v super life state: buttons or tabs.	32p
AA HPT 5AH	25p
C U1 1.8AH	26p
D U2 4AH	48p
CHARGER universal for above by JACKSON	5p
	7p
BRIDGES MDA 100 PM7A2 64p	
W005 W02/4	
ES840	
ZENERS BZY88 3v to 18v BZX61/85 1w	
3v3 to 33v 5w 10w on request	

POLYESTER PLUG IN BOX STYLE TOL 10% BY EXVOX MULL PLES ETC.					
All at 4p	PCM	All at 6p	PCM	LEDS .125" TIL209	
.001/400v	10	.22/250v	15	Green	12p
.0022/400v	10	.33/100v	15	Red	7p
.0033/400v	10	.47/250v	22	Yellow	13p
.0047/400v	10	.68/100v	15	2" TIL220	
.01/630v	10	1.0/100v	15	Green	12p
.022/250v	10	All at 12p	22	Red	10p
.033/250v	10	1.5/100v	22	Yellow	13p
.047/100v	10	2.2/100v	22	RECT	
.068/100v	10	All at 18p	22	Red	17p
1/250v	10	3.3/100v	22		
In MFDS sizes in mm		4.7/100v	27	2 Clips TIL111	5p 57p

POLYESTER AXIL 10% 5p	9p	100v	1	35	7p	4.7	25	12p
.01 400v	.33	100v	.1	35	8p	10	25	24p
.022 250v	.47	250v	.22	35	9p	10	35	36p
.047 250v	.68	400v	.47	35	12p	100	6	44p
.1 160v	1.0	250v	1.0	35	13p	150	16	90p
.22 400v	1.5	100v	2.2	20	13p			

DIODES by ITT, MULL, SESCOSEM, TEXAS (CODED)					
AAZ15	9p	OA47	5p	IN916	3p
BAX13/16	9p	OA90/91	6p	IN4002	212p
BA71	9p	OA200/2	11p	IN4004	312p
BY127	7p	RPGB108	3p	IN4007	6p
BY206	19p	S29N7	90p	IN4148	112p
BY255	9p	IAV30	9p	IN5397	7p
RYX10	30p	IN270	8p	IN5404	11p
CV8790	5p	IN914	2p	IN5407	13p

ICs DIL PINNING (-) LM AND CA					
301 (8)	22p	555 (14)	42p	1458 (8)	27p
308 (8)	42p	565 (14)	95p	3046 (14)	59p
311 (8)	41p	567 (8)	95p	3080 (8)	83p
324 (14)	35p	703 (14)	21p	3140 (8)	92p
339 (14)	44p	710 (14)	32p	3900 (14)	43p
348 (14)	56p	725 (8)	£1.92	3914 (18)	£2.35
380 (14)	55p	741 (8)	15p	13600 (16)	99p
381 (14)	84p	747 (14)	37p		
555 (8)	19p	1310 (14)	49p		

ICs LPS 74LS - N		CMOS BUFF 40 - N		TTL 74 - N	
00 10p 74	18p	01 12p 17	48p	40 48p	00 to 40 19p
02 14p 85	74p	02 12p 18	48p	41 52p	42 24p
04 16p 90	40p	06 48p 20	54p	42 52p	47 38p
08 16p 109	32p	07 18p 21	54p	46 80p	51 19p
08 16p 123	40p	08 52p 22	54p	49 28p	70 17p
10 14p 132	50p	11 16p 23	16p	60 52p	84 17p
14 36p 138	40p	12 20p 24	42p	66 34p	132 69p
27 16p 240	94p	13 34p 25	12p	69 16p	193 96p
30 16p 244	84p	14 38p 27	81p	81 20p	
33 16p 367	48p	16 34p 29	48p	93 38p	

SCRS BT106/151 2N4443	77p	C106D 2N5061/2	35p
	55p		7p

SWITCH Pushbutton PCB Mtg. 18 Pin Make Break 250v 17p. Rocker for 1/8" x 1/2" Hole SP



# C.T. ELECTRONICS (ACTON) LTD.

Registered in England 1179820

267 & 270 ACTON LANE, LONDON W4 5DG. Telephone: 01-747 1555  
Telex 291429 01-994 62759.30 a.m.-6 p.m.  
MON.-SAT.  
CONTINUOUS

## STABILISED POWER SUPPLIES

**FARNELL A15:** 210/240V IP. Dual Op. 12-17v per rail at 100mA. Remote sensing, current limit protection. (164 x 130 x 38mm), with manual. £12.

**FARNELL 7/3SC:** 120/240V IP. Adjustable current limit. Remote sensing. (188 x 96 x 93mm). Two versions available: 15V at 2A or 30V at 1A. £15 ea.

**COUTANT OA2:** Op. amp, psu, 120/240V IP. Dual Op. 12-15v at 100mA. (138 x 80 x 45mm). £12 ea. or 2 for £22.

**BRANDENBURG** Photomultiplier PSU. 19in. rack mounting. Metered, current limit protection.

374 300V-1KV at 5mA. 376 660V-1KV at 10mA.

375 500V-1KV at 6mA. All models £40.

Photo multiplier tubes available.

**PIONEER MAGNETICS POWER SUPPLIES** . . . 5V 150 amp, output input 115 vac. (Switchmode). Price £120 each.

Various other makes of power supplies in stock. Please send for lists. S.A.E. please.

**SPECIAL OFFER.** 10MFD 500v ECC 20p ea., 10,000 MFD 16v Mullard 35p ea., 3,300 MFD 40v Mullard 35p ea. 10uF/63v WIMA polyester 10% 40p ea. Large quantities available.

**5 million Disc Ceramics in stock. Ceramic plate. Multi-layer ceramic. Low voltage discs. Monolithics. Ceramics. High voltage discs. Subminiature plate, epoxy cased. Send for lists or please phone for details.**

## 4 MILLION

### I.T.T. ELECTROLYTICS NEW AND BOXED NOW IN STOCK

EN 1212 AXIAL EN 1235 RADIAL

The whole range available at unbeatable prices. Send for List

**PYE HEAD CLEANING CASSETTES.** Brand new or boxed, 50p ea.

**CASSETTE DECKS:** With stereo heads, mechanically complete, but with no electronics. Smart black modern finish. £5.00

We have very large quantities of Disc Ceramics High Voltage, Plate, etc.

Special offer 0.1/16v at £15/1000. Please send for our Disc Ceramic Stock Lists.

**PIHER PRESETS**

Very large stocks, PT10, PT15 enclosed types. Please send for our preset list. Most values 100R-5M

**HEAVY DUTY KEYSWITCHES**

2P 12A 600V AC £1.50

8P 10A 380V AC £3.00

10P 12A 600V AC £3.00

49mm □ Fascia.

We have the following quantities of low profile GOLD PLATED I.C. sockets manufactured by Winslow,

discount on quantity. One off prices as follows:

8 PIN-9p; 14 PIN-10p; 16 PIN-11p; 18 PIN-16p; 20 PIN-18p; 22 PIN-22p; 24 PIN-22p; 28 PIN-26p; 40 PIN-30p.

**CANNON** 15w sockets, D type or Souvrian/McMurdo

DA15S 60p ea. Also Cannon 9w plug, brand new, 60p ea.

**WELWYN STRAIN GAUGE.** (Precision Micro-Measurements). Romulus Michigan type MA-09-500B4-350.

Our price £1.25 ea. List price £3.85. Large quantities available.

**REDPOINT HEATSINK,** Type TV4 15p ea. 1 off price.

Discount on quantity.

We have the following Welwyn. 1% Resistors available, 2K, 3K, 10K, 20K, 30K, 1 Meg.

Price 25p ea. Type 4802.

## D TO A CONVERTERS

15MHz, 8 BIT

By Micro Consultants Ltd. 50Q cable drive op. Linearity 0.25%, max. 0.125% typ. Settling time: 2V step 70ns typ. 2MV step 50ns colour television transmission standard. Diff. gain 0.5% diff. phase shift 0.5° types rad 802 and MC2208/8. Unused. Ex-maker's pack.

**SPECIAL OFFER PRICE: £20**

This advertisement is mainly of our excess stockholding. We also have excellent stocks of semiconductors, hardware, cables, etc. For further details send for our lists and retail price catalogue, phone or visit our shop. All prices are exclusive of VAT (and P&P). Minimum Mail Order £5 + P&P + VAT. Government departments, schools, colleges, trade and export welcome. (7479)

WW - 097 FOR FURTHER DETAILS

## TRANSFORMERS

3-0-3V 100mA £1.06

5-0-5V 400mA £1.25

6-0-6V 100mA £1.14

6-0-6V 250mA £1.16

0/6-0/6 280mA £2.00

8-0-8V 400mA £1.25

9-0-9V 75mA £1.14

9-0-9V 3A £3.00

11V 2A, 22V 1A £2.00

12-0-12 50mA £1.18

12-0-12V 100mA £1.48

12V 130mA £0.80

12-0-12V 250mA £1.94

12V 1A5 £1.25

13V + 6.5V Sec 2 Amp £2.00

0-12-0-12 96VA £8.00

15V 100mA £1.00

0/12-0/12 500+500mA £2.96

9-0-9V 1 Amp £2.64

12-0-12V 1 Amp £3.36

15-0-15V 1 Amp £3.62

15V 100mA £1.00

17V 300mA £1.50

30, 24, 20, 15, 12 84 1 Amp £4.84

6.3V 1.5 Amp £2.64

6-0-6V 1.5 Amp £3.20

20-0-20 400mA £1.80

22-0-22 50mA £1.00

24V 100mA £1.00

24V 250mA £1.50

25V + 6.2V Sec 1.6 Amp £1.90

30, 24, 20, 15, 12 2 Amp £7.96

9-0-9V 2 Amp £4.70

12V 2 Amp £4.84

20-0-20V 2 Amp £6.98

30-0-30V 2 Amp £7.96

30V 250mA £1.50

30-25-0-25-30 1A6 £6.00

0-2-4-6-8-10 5A £6.00

**4-WAY DPDT AND 5-WAY DPDT DIL SWITCHES,** by

ERG Components and CTS.

Gold contacts 80p ea. Brand new and boxed.

**BUZZERS,** 6v and 12v, 50p ea.

**WIRE ENDED NEONS** £20/£1,000.

**SPECIAL OFFER.** Mini-toggle switch by C. & K., 3 Pc/o.

Long dolly or short, 50p ea.

**RESISTORS:** Over 2 million in stock at last count.

**CARBON FILM 1/4W 5% E12 range 1R0-12M.**

2p ea. £1/100, £6.50/1,000.

**METAL OXIDE/FILM:** Most values in E24 range, 1/4-2W 5,

2 or 1%. A few values in 0.1% tolerance available.

**WIRE WOUND:** ORI-100K 3-200W. A selection of mains droppers available. Good selection of metal clad high power types.

**ROTARY SWITCHES**

Over 30 different types available.

from 45p

Switchcraft Cannon Connectors.

3-pin Plug. Free hanging

£1.20

A3F 3-pin Socket. Free hanging with lock

£1.32

D3F 3-pin Socket. Female chassis mounting with lock

£1.60

D3M 3-pin Socket. Male. Chassis mounting

£1.10

10,000uF/100V Electrolytic Capacitor type 36D by Sprague £3.50 each. Brand new and boxed. Switchcraft XLR Connectors always in stock. Discounts on quantity.

## ALUMINIUM BOXES:

AB7 5.25x2.50x1.50in. (133.4x63.5x38.1mm) £0.96

AB8 4x4x1.50in. (101.6x101.6x38.1mm) £0.96

AB9 4x2.25x1.50in. (101.6x57.2x38.1mm) £0.96

AB10 4x5.25x1.50in. (101.6x133.4x38.1mm) £1.12

AB11 4x2.50x2in. (101.6x63.5x50.8mm) £0.96

AB12 3x2x1in. (76.2x50.8x25.4mm) £0.70

AB13 5x4x2in. (127.0x101.6x50.8mm) £1.38

AB14 7x5x2in. (177.8x127.0x50.8mm) £1.64

AB15 8x6x3in. (203.2x152.4x76.2mm) £1.98

AB16 10x7x3in. (254.0x177.8x76.2mm) £2.70

AB17 10x4.50x3in. (254.0x114.3x76.2mm) £2.28

AB18 12x5x3in. (304.8x127.0x76.2mm) £2.52

AB19 12x8x3in. (304.8x203.2x76.2mm) £3.04

## BLUE REXINE COVERED ALUMINIUM BOXES

RB1 6x4.50x2.50in. (152.4x114.3x63.5mm) £1.96

RB2 8x5x3in. (203.2x127.0x76.2mm) £2.52

RB3 9x5x3.50in. (228.6x127.0x88.9mm) £2.72

RB4 11x6x4in. (279.4x152.4x101.6mm) £3.14

RB5 11x7.50x4.50in. (279.4x190.5x114.3mm) £3.98

## BLACK PLASTIC BOXES

75x50x25mm 65p

80x60x40mm 92p

90x70x40mm 99p

115x75x30mm 90p

110x90x45mm £1.18

170x100x50mm £1.65

200x120x80mm £3.55

## FILTERS

3 Phase 20 AM Filters 433V 50/60HZ Phase to Phase

250V AC 50/60HZ Phase to Neutral mfr. by Corcom

Chicago II, U.S.A., £15 each.

Single Phase Filter 30 Amps

125V 60HZ by Potter £5.

Sprague Filter 2 x 30 Amp

250V AC, 60HZ. £10.

Erie Mains Filters 3 and 5

Amp 250V AC 50HZ £4.

All the above mentioned Filters are brand new. Carriage extra.

**SPECIAL OFFER:** 0.1% TOL resistors. The following values available: 2K, 3K,

10K, 30K, 1MΩ, Welwyn or Filmet. Price 30p each.

**CERMET PRESETS** 15p ea.

**10A 250V AC ILLUMINATED**

**ROCKER SWITCH**

Red, DP ST 26x30mm rect.

Snap-in type 75p

**16A 250V AC ILLUMINATED**

**ROCKER SWITCH**

(Amber). 14x30mm rectangular snap-in type. SPST 30p

**LICON ILLUMINATED**

**SWITCHES**

01-800 Rectangular Snap-in Series.

2PCO Latching £1.50

2PCO Momentary £1.50

Indicator only 50p

Lenses available in red or white only.

**WIREWOUND POTS**

1R0-100K by A.B., Colvern, etc. 1 1/2W 40p, 3W 60p, 5W 80p.

**TRIMPOTS**

10R-500K 10/20 turn. 1 1/4in. or 3/4in. rectangular 60p ea.



# Semiconductor Supplies International Ltd

Dawson House, 128/130 Carshalton Road, Sutton, Surrey SM1 4RS.

Tel: 01-643 1126 (5 lines) Telex: 946650

CHOOSE THE SPECIALIST FOR DATA CONVERSION PRODUCTS AND L.C.D. DISPLAYS

# LUCID

3 1/2; 4; 4 1/2  
DIGIT DISPLAYS

# +1.8:8.8

Clearly better  
**L.C.D. DISPLAYS  
BRITISH  
MADE**

**PLUS  
TELEDYNE SEMICONDUCTOR CONVERSION PRODUCTS**

WE CARRY A COMPLETE RANGE OF DATA CONVERSION PRODUCTS FROM STOCK:

3 1/2 DIGIT A/Ds: 7106, 7116, 7107, 7117, 7126, MC14433

MONOLITHIC A/D CONVERTERS 8, 10 and 12 BIT BI AND TRI STATE

MONOLITHIC CMOS D/A CONVERTERS, 12 BIT

V TO F AND F TO V CONVERTERS: VOLTAGE REFERENCES 1.22V, 5V AND 10V

DIGITAL PANEL METER KITS - USING EITHER L.E.D. OR L.C.D. DISPLAY

AVAILABLE SOON: ICL 7109 A/D CONVERTER FOR MICROPROCESSOR INTERFACES

For further information on our complete range of products please contact our Sales Office

WW - 088 FOR FURTHER DETAILS

## SIEMENS FLOPPY DISK DRIVES UNBELIEVABLY LOW PRICES

Fully Shuggart Compatible Siemens 8" single-sided disk drives are available now with unbeatable prices.

FDD 100-8

Single Sided	Single	or	Double Density	
	250 K		500K	

OTHER	
CP/M 2.2.....	£99.00
BASIC 80.....	£175.00
BASIC COMPILER.....	£195.00

NEW	
WORDSTAR 3.0.....	£240.00
SPELL STAR.....	£75.00
MAIL MERGE.....	£75.00

I.B.S. Limited are Dealers for the new PBM: Performance Business Machine. (A Micro-Pro Company, the people who brought you Word Star.)

All hardware with 5 Megabyte. Winchester hard disk, terminal and printer with a full range of business software available as complete package. Prices from.....£6,000.00

Also Onyx Z80 and Z8000 Business Computer Systems. Prices from.....£6,250.00

## EXTRA DISCOUNT

A FURTHER 5% DISCOUNT MAY BE DEDUCTED FROM PRICES SHOWN IF CASH/CHEQUE IS SENT WITH ORDER.

ALL ABOVE PRICES ARE EXCLUSIVE OF VAT AT 15%

## IRVINE BUSINESS SYSTEMS

P.O. BOX 5  
IRVINE, Ayrshire

TEL: (0294) 75000



# ELECTROVALUE CATALOGUE 82

**Ready now!**

**Improved... updated...**  
and a real money saver

You're going to like Catalogue 82 better than anything we have ever produced before. Of course it has masses of the everyday things you simply must have, whatever project you start on. But it also has much that is new — and right in line with today's most exciting trends in electronics and the requirements they bring with them. This is particularly true of our enlarged computer section. If you want the best at the best prices, Catalogue 82 is for you — use the coupon to make sure of receiving yours promptly.

SEND 70p for ELECTROVALUE CATALOGUE 82 — 64 large pages (A4) plus covers. WITH IT WE GIVE A RECLAIM VOUCHER WORTH 70p VALID FOR SPENDING ON ORDERS FOR £10 OR MORE.

**HARDWARE — COMPONENTS  
SEMI-CONDUCTORS  
COMPUTING**

**DISCOUNTS**  
(Except items quoted NET or N)

**5%** on C.W.O. orders £10 or more  
**10%** on C.W.O. orders £20 or more

**FREE POSTAGE**  
(on U.K. C.W.O. orders)

**ELECTROVALUE  
LTD.**

Dept. WW11, 28 St. Jude's  
Rd., Englefield Green, Egham,  
Surrey TW20 0HB. Phone  
Egham 33603 (STD 0784  
London 87). Telex 264475.  
Northern Branch (Personal  
Shoppers only) 680 Burnage  
Lane, Manchester M19 1NA  
Phone (061) 432 4945



TO ELECTROVALUE LTD., 28 ST. JUDES ROAD  
ENGLEFIELD GREEN, EGHAM TW20 0HB

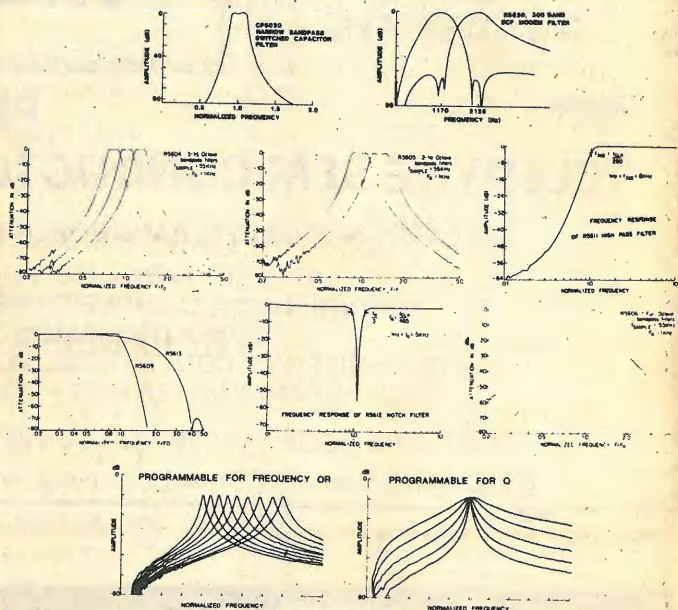
Please send..... Copy(ies) of Catalogue '82.....

@ 70p each for which I enclose £.....

Name.....

Address.....

## MOS Switched Capacitor Filters



## Standard products by Reticon.\*

RETICON offers the world's largest selection of standard switched capacitor filters for your various active filter requirements. These fully integrated MOS filters feature:

- Low cost
- Small size
- Continuous adjustability
- Simple implementation
- Easily converted to custom spec's
- Low frequency operation
- Excellent temperature stability
- Multiple filters in one package

\*RETICON also has custom design and production capability.

For further information, call us at: (408) 738-4266 or: Boston (617) 745-7400, Chicago (312) 640-7713, Tokyo, Japan (03-343 4411), Wokingham, Berks, England (0734) 790772, Munich, Germany (089) 918 061.

**EG&G RETICON**

SEYMOUR HOUSE, THE COURTYARD, DENMARK STREET,  
WOKINGHAM, BERKSHIRE RG11 2DR, ENGLAND  
Telephone: Wokingham (0734) 788666 Telex: 847510 EGGUK

WW - 109 FOR FURTHER DETAILS

BY ORDER OF B. BAMBER ELECTRONICS & OTHERS

## SALE BY AUCTION

TO BE SOLD BY

## ANGLIA INDUSTRIAL AUCTIONS

SPECIALIST AUCTIONEERS TO THE RADIO AND ELECTRONICS INDUSTRY

LOTS INCLUDE:

Resistors, capacitors, pots, connectors, switches, transformers, relays, bulbs and neons, tools, transistors, valves, panel meters, digital watches, car radio speakers, intercom units, multimeters, cable, test equipment, radio telephones and spares, amateur radio transceivers, Weller spares.

Over 900 lots

Catalogues available

TO BE HELD ON WEDNESDAY, 25th NOVEMBER, 1981

ON THE PREMISES OF  
**B. BAMBER ELECTRONICS**  
5 STATION ROAD  
LITTLEPORT  
CAMBS. CB6 1QE  
TEL: ELY (0353) 860185

WW - 096 FOR FURTHER DETAILS

TYPE	SERIES No.	SECONDARY RMS Volts	CURRENT	PRICE
<b>30va</b> 70 x 30mm 0.45 Kg Regulation 18%	1X010	6 + 6	2.50	<b>£4.48</b> + £0.87p P/P + £0.80p VAT
	1X011	9 + 9	1.66	
	1X012	12 + 12	1.25	
	1X013	15 + 15	1.00	
	1X014	18 + 18	0.83	
	1X015	22 + 22	0.68	
	1X016	25 + 25	0.60	
<b>50va</b> 80 x 35mm 0.9 Kg Regulation 13%	2X010	6 + 6	4.16	<b>£4.93</b> + £1.10 P/P + £0.90p VAT
	2X011	9 + 9	2.77	
	2X012	12 + 12	2.08	
	2X013	15 + 15	1.66	
	2X014	18 + 18	1.38	
	2X015	22 + 22	1.13	
	2X016	25 + 25	1.00	
<b>80va</b> 90 x 30mm 1 Kg Regulation 12%	3X010	6 + 6	6.64	<b>£5.47</b> + £1.43 P/P + £1.04 VAT
	3X011	9 + 9	4.44	
	3X012	12 + 12	3.33	
	3X013	15 + 15	2.66	
	3X014	18 + 18	2.22	
	3X015	22 + 22	1.81	
	3X016	25 + 25	1.60	
<b>120va</b> 90 x 40mm 1.2 Kg Regulation 11%	4X010	6 + 6	10.00	<b>£6.38</b> + £1.43 P/P + £1.17 VAT
	4X011	9 + 9	6.66	
	4X012	12 + 12	5.00	
	4X013	15 + 15	4.00	
	4X014	18 + 18	3.33	
	4X015	22 + 22	2.72	
	4X016	25 + 25	2.40	
<b>160va</b> 110 x 40mm 1.8 Kg Regulation 8%	5X010	6 + 6	8.89	<b>£8.44</b> + £1.43 P/P + £1.48 VAT
	5X011	9 + 9	5.93	
	5X012	12 + 12	4.44	
	5X013	15 + 15	3.70	
	5X014	18 + 18	3.20	
	5X015	22 + 22	2.58	
	5X016	25 + 25	2.28	

Also available at Electrovalue, Maplins, Marshalls, Technomatic and Watford Electronics.

**LLP TRANSFORMERS** (A Division of I.L.P. ELECTRONICS LTD.)

FREEPOST T5, GRAHAM BELL HOUSE, ROPER CLOSE, CANTERBURY, CT2 7EP  
Phone (0227) 54778 - Technical (0227) 64723 - Telex 965 780

WW - 103 FOR FURTHER DETAILS

## LLP TRANSFORMERS

INCREASED PRODUCTION CAPACITY BRINGS LOWER PRICES

TYPE	SERIES No.	SECONDARY RMS Volts	CURRENT	PRICE
<b>225va</b> 110 x 45mm 2.2 Kg Regulation 7%	6X012	12 + 12	9.38	<b>£10.06</b> + £1.73 P/P + £1.77 VAT
	6X013	15 + 15	7.50	
	6X014	18 + 18	6.25	
	6X015	22 + 22	5.11	
	6X016	25 + 25	4.50	
	6X017	30 + 30	3.75	
	6X018	35 + 35	3.21	
<b>300va</b> 110 x 50mm 2.6 Kg Regulation 6%	7X012	12 + 12	8.33	<b>£11.66</b> + £1.73 P/P + £2.01 VAT
	7X013	15 + 15	6.82	
	7X014	18 + 18	5.69	
	7X015	22 + 22	5.00	
	7X016	25 + 25	4.28	
	7X017	30 + 30	3.75	
	7X018	35 + 35	3.33	
<b>500va</b> 140 x 60mm 4 Kg Regulation 4%	8X012	12 + 12	8.33	<b>£15.53</b> + £2.05 P/P + £2.64 VAT
	8X013	15 + 15	6.82	
	8X014	18 + 18	5.69	
	8X015	22 + 22	5.00	
	8X016	25 + 25	4.54	
	8X017	30 + 30	4.54	
	8X018	35 + 35	4.28	
<b>625va</b> 140 x 75mm 5.0 Kg Regulation 4%	9X012	12 + 12	10.41	<b>£21.54</b> + £2.20 P/P + £3.56 VAT
	9X013	15 + 15	8.52	
	9X014	18 + 18	7.31	
	9X015	22 + 22	6.25	
	9X016	25 + 25	5.68	
	9X017	30 + 30	5.00	
	9X018	35 + 35	4.54	

IMPORTANT: Regulator references — All voltages quoted are FULL LOAD. Please add regulation figure to secondary voltage to obtain off load voltage.

See also our ads. pages 90 and 91.

## NOW 95 TOROIDAL TYPES FROM 30VA TO 625VA

★★ I.L.P. TOROIDALS ★★

We use advanced winding technology to make our toroidal transformers. They have only half the weight and height of their laminated equivalents and are appreciably more efficient. Induced hum is reduced by a factor of ten. I.L.P. toroidals cost virtually the same as the older types which they are rapidly replacing. Now increased production capacity means even lower prices. Supplied with rigid mounting kit with centre bolt, steel and neoprene washers. **GUARANTEED 5 YEARS.**

### CHOICE OF 3 PRIMARY INPUTS

I.L.P. Toroidal Transformers are available in choice of 110V, 220V, 240V, coded as follows: (Secondaries can be connected in series or parallel).  
For 110V Primary insert 0 in place of "X" in type number. For 220V Primary (Europe) insert 1 in place of "X" in type number. For 240V Primary (U.K.) insert 2 in place of "X" in type number.  
Example: 50VA 240V 6+6V 4.16A=22010.

★ CUSTOMER DESIGN ENQUIRIES INVITED. QUANTITY PRICE LIST AVAILABLE.

★ FREEPOST FACILITY (U.K. only). Simply send your order in envelope marked FREEPOST to address below. NO STAMP REQUIRED.

★ TO ORDER Enclose Cheque/Postal Order/Money Order payable to I.L.P. Electronics Ltd. or quote your ACCESS OR BARCLAYCARD account number. VAT must be included with U.K. order. To pay C.O.D. add £1 extra to TOTAL value of order.

GOODS DESPATCHED WITHIN 7 DAYS OF RECEIPT OF ORDER

To: I.L.P. ELECTRONICS LTD. CANTERBURY CT2 7EP

Please supply Transformer(s)..... No.(s).....

Total purchase price £.....

Enclose Cheque ☐ Postal Orders ☐ International Money Order ☐

Debit my Access/Barclaycard Account No.....

NAME.....

ADDRESS.....

Signature..... WW/11



# Appointments

**Advertisements**  
accepted up to 12 noon  
**Monday, November 2 for**  
**December issue, subject**  
**to space being available.**

**DISPLAYED APPOINTMENTS VACANT:** £13.50 per single col. centimetre (min. 3cm).  
**LINE advertisements (run on):** £2.50 per line, minimum 5 lines. (Prepayable).  
**BOX NUMBERS:** £1.50 extra. (Replies should be addressed to the Box Number in the advertisement, c/o Quadrant House, The Quadrant, Sutton, Surrey SM2 5AS.)  
**PHONE:** OPHELIA SMITH, 01-661 3033 (DIRECT LINE)

*Cheques and Postal Orders payable to IPC Business Press Ltd.*

**ecm**

## ALWAYS AHEAD WITH THE BEST!

**£5,000-£15,000**

**PDP 11: NOVA: ECLIPSE: Z80: 8080: 6800: BIT-SLICE: TTL: ECL: RADAR: SONAR: SATCOM: Phototypesetters: Wordprocessors: Flight Simulators: ATE: Electro-Medical: Teletext: Data-Comms: Automation: Microwave?**

Where does your skill and interest lie —  
Design? Test? Service? Software? Consultancy? or perhaps Research?

- \* Our clients are drawn from all sectors of industry:
- \* There are opportunities for Managers, Project Managers, Engineers and Technicians.
- \* Most UK locations and some Overseas.
- \* Make your first call count — Contact **MIKE GERNAT** or **PETER BROWN** on 076 384 676/7

**ELECTRONIC COMPUTER AND MANAGEMENT APPOINTMENTS LIMITED**  
148-150 High St., Barkway, Royston, Herts SG8 8EG.

(usually until 8 p.m.)

(1336)

## Dolby ELECTRONIC TEST ENGINEERS

We manufacture and market audio noise reduction equipment which is used by major recording companies, recording studios, the film industry and broadcasting authorities throughout the world.

We need experienced Test Engineers to join a dedicated team who are proud to be world leaders in the manufacture of professional noise reduction equipment.

Those with practical knowledge of electronic testing and have rapid trouble-shooting ability can enjoy varied and interesting work and high rates of pay.

Telephone Jan Proos, 01-720 1111  
**DOLBY LABORATORIES INC.**  
346 Clapham Road, London, SW9 9AP

(1364)

## Molinare VISION ENGINEER

required. Major television facilities company situated in Central London needs motivated vision engineer to help with the further development and operation of studio and OB facilities. The work is with state of the art equipment. Opportunity for operations, maintenance, systems engineering and for furtherance of technical knowledge. The position requires experience in a broadcast production environment and salary will be commensurate with the responsibilities of the position and experience.

Applications in writing to:

**Nell Corrales, Molinare Ltd.**  
44 Great Marlborough Street, London W.1

(1343)

**PHONE YOUR  
CLASSIFIEDS TO  
OPHELIA SMITH  
ON 01-661 3033**

## HAMPSHIRE HF, VHF & UHF DESIGN ENGINEERS ANTENNA DESIGN ENGINEERS NAVIGATION SPECIALISTS (Avionics)

**Salaries £7K to £13K**  
+ substantial relocation benefits  
Immediate interviews can be arranged if you have sound design and development and/or systems experience in any of the above categories — phone or write now for further information... Remember, we do not charge for our services.

**CBS APPOINTMENTS**  
1 WOOTTON GARDENS  
BOURNEMOUTH 292155  
24 hours answering service (Agy)

(1341)

**CBS Appointments**  
1 WOOTTON GARDENS BOURNEMOUTH 292155

## THE PAPUA NEW GUINEA UNIVERSITY OF TECHNOLOGY DEPARTMENT OF ELECTRICAL & COMMUNICATIONS ENGINEERING

### SENIOR LECTURER AND PRINCIPAL/ SENIOR TECHNICAL INSTRUCTOR

A vacancy exists for a Senior Lecturer in Communications for the degree course. A higher degree and teaching qualification preferred. Interest in satellite and communications required. A Principal/Senior Technical Instructor is required for the Diploma in Communication Engineering course. Full professional and teaching qualifications required. Experience in broadcasting or telephony preferred.

Salary:	
Senior Lecturer	K17,895
Principal Technical Instructor	K17,895
Senior Technical Instructor	K14,195
(K1 = Stg. 0.8023)	

Appointment level will depend upon qualifications and experience. Initial contract period is for three years, other benefits include a gratuity of 24% taxed at 2%, appointment and repatriation fares, leave fares for the staff member and family after 18 months of service, settling-in and out allowances, six weeks' paid leave per year, education fares and assistance towards school fees, free housing. Salary continuation and medical benefit schemes are available. Detailed applications (two copies) with curriculum vitae together with the names and addresses of three referees should be received by the Registrar, Papua New Guinea University of Technology, P.O. Box 793, Lae, P.N.G. by 30 October 1981.

Applicants resident in the United Kingdom should also send a copy to the Association of Commonwealth Universities (Apts.) 36 Gordon Square, London WC1H 0PF, from whom further particulars can be obtained.

(1345)

## M.R.C. CLINICAL RESEARCH CENTRE (NORTHWICK PARK HOSPITAL) WATFORD ROAD, HARROW MIDDLESEX HA1 3UJ

### Technician

There is a vacancy in our division of bioengineering for an Electronic Engineer with knowledge and experience in both digital and analogue circuit design and construction, to work initially on an alarm system for the elderly and disabled. Further projects will be concerned with the application of advanced technology to the everyday problems of the elderly, as well as clinical instrumentation, monitoring equipment and signal analysis. The applicant should be prepared to take his/her share of the project to the point where adequate information can be transferred to a manufacturer. Desirable qualifications would be a degree in electronic/electrical engineering, or an HNC or HND in an appropriate subject. Extensive practical experience would be an advantage.

Salary within the range £4,677-£6,597 (pay award pending) plus £527 p.a. London weighting.

Write to Miss B. A. Shaw for application form quoting ref. 103/2/3907. Closing date 11th November, 1981.

(1356)

## ELECTRONICS PERSONNEL

### ELECTRONIC ENGINEERS Ref: WW100

Good digital knowledge, test, design or program. Dynamic company.

### QUALITY CONTROL Ref: WW101

Responsible position, MOD knowledge. HNC plus 5 years' experience.

### ELECTRONIC MANUFACTURING MANAGER Ref: WW102

A sound background, ability to organise introduction of new products.

### SALES ENGINEERS AND EXECUTIVES Ref: WW103

Large responsibility to develop complex business relationships.

**ALSO: Engineers for service, test, calibration**

For salaries and details telephone today

130 High Street Eton Windsor SL4 6AR Windsor 59252

(1269)

## International career opportunities with Sony Broadcast

Continued growth and success of one of the world leaders in professional broadcast equipment has created immediate openings for the following:

### Sales Management West Africa — UK based

Reporting to the Sales Manager Africa the successful candidate will be responsible for the sales of a world leading range of professional VTR's, TBC's and editing systems and cameras. Candidates should possess a knowledge of broadcast engineering/communications electronics and be prepared to undertake extensive travel in the West African territory. A working knowledge of the West African region and/or the French language would be an advantage and the high degree of initiative and self motivation required for this job will be reflected in an above average salary.

### Technical Support Engineer — Cairo based

A competent broadcast engineer experienced in video cameras and/or professional VTR's is sought to assist the Cairo Branch Manager. The position will entail travel throughout the Middle East and the successful candidate will be provided with comprehensive product training in our UK Technical Training Centre. An attractive remuneration package will be offered which will include bachelor status accommodation.

*Applications for these challenging appointments should be addressed to Barry White, Personnel Manager, and please don't forget to enclose a comprehensive CV.*

**SONY**  
Broadcast

**Sony Broadcast Ltd.**  
City Wall House  
Basing View, Basingstoke  
Hampshire RG21 2LA  
United Kingdom

(1344)

**R & D OPPORTUNITIES.** Senior level vacancies for Communications Hardware and Software Engineers, based in West Sussex. Competitive salaries offered. Please ring David Bird at Rediffusion Radio Systems on 01-874 7281.

(1162)

### SITUATIONS WANTED

**ENGINEER, 27,** with a varied background in audio electronics, presently situated in the south-west of England, seeks a position as a company representative. — Please reply to Box No. WW1337.

(1337)



## Instrumentation Engineer

### Some Overseas Travel from £9,000

NL Information Services, one of the largest and longest established oilfield service companies requires an instrumentation engineer for its Eastern Hemisphere operations.

The job holder will be responsible for the maintenance and repair of electronic monitoring systems and equipment at a number of drilling sites throughout Europe, Africa, the Middle and Near East.

Candidates should be under 35 years of age with BSC or HND in Electronics/Electrical Engineering together with practical experience of monitoring systems and/or sophisticated instrumentation. Experience of microprocessor-based systems advantageous.

The job is based at the Hayes, Middlesex headquarters but extensive overseas travel will be involved.

This is an opportunity to develop a long term career in a progressive international oil field service company.

For further details and an application form, contact Employee Relations Dept. quoting Ref. ILS-1.



NL Petroleum Services  
35/36 Grosvenor Street  
London W1X 9FG

(1371)

## CAD Programmers

### Computer Aided Design of Digital and Analogue Systems

The Computing Applications Group at the Rutherford Appleton Laboratory is looking for two new staff to join a team involved in providing Computer Aided Design software to support integrated circuit design (digital and analogue) in universities. A range of powerful computers at the laboratory used for this purpose are networked to multi-user minicomputers in university departments. The software interfaces to the Electron Beam Microfabricator at the laboratory which is used to make masks for integrated circuit fabrication. The software also serves those who wish to design using existing ICs.

Although the work is primarily concerned with CAD techniques, applicants should have some familiarity with digital or analogue circuit design. The work will involve developing and supporting new interactive software (including interactive graphics programs), maintaining established programs and assisting research workers in their use and establishing a device, material and process library for use with the software.

Applicants should have a degree in electronic or electrical engineering. The posts will be in one of the following grades:

Scientific Officer £5176 - £6964  
Higher Scientific Officer £6530 - £8589  
Research Associates  
(fixed 3 year term) £6302 - £8596

Appointment to a salary scale point above the minimum may be considered for candidates with good qualifications and particularly relevant experience/specialist training.

The Laboratory is a friendly community with its own restaurant and sports facilities nearby. We offer excellent working conditions and benefits include a local transport service, generous holidays, sick leave allowance and non-contributory superannuation scheme.

Application forms can be obtained from Lorna Bird in the Personnel Group on Abingdon (0235) 2190, ext. 510. Alternatively, write to her quoting reference VN 916R, Rutherford Appleton Laboratory, Chilton, Didcot, Oxon OX11 0QX. More technical information can be obtained via Nesta Jones (ext. 6660).

Closing date of application is 29th October, 1981

(1375)

Rutherford  
and Appleton  
Laboratories

In the forefront  
of research

## MARINE DIGITAL SEISMIC ENGINEERS

c. £12,000+

### Norfolk and Overseas

Gardline Surveys, a division of Gardline Shipping Limited, has world-wide interests in hydrographic and geophysical surveying, operating from locations in Great Britain, Ireland, Holland, U.S.A. and the Far East.

With continuing expansion Gardline is now seeking more Marine Digital Seismic Engineers to operate and maintain the Company's range of T.I. DFS III and Quantum DAS 1A shallow seismic digital acquisition systems for surveys offshore Europe and overseas. Successful candidates will have proven field experience with these or similar systems, and it is desirable that they will be qualified to H.N.D. or Degree level in electronics. Candidates must also be self-motivated and be able to work alone or as part of a small team.

Engineers will spend at least 150 days a year at sea working on dedicated seismic vessels or from air transportable laboratories. Good basic salary, plus high daily sea-going allowance. Excellent working conditions and career prospects. Usual company benefits.

Opportunities also exist for suitable applicants to enter as Trainee Operators for above or other types of geophysical equipment for navigational positioning systems.

Write to Technical Manager, Gardline Surveys, Oilmar House, Admiralty Road, GREAT YARMOUTH, Norfolk, for an application form.

(1366)

## TELECOMMUNICATIONS ENGINEERS AND TECHNICIANS

Expansion of Granger Associates support facilities is creating a requirement for engineers to diagnose faults and make repairs to our UHF communication systems.

Vacancies exist for base workshop and overseas work. Salary range £8,000-£10,000 p.a. with generous overseas allowances. Write or phone in confidence giving brief career details to:

Peter Welsh  
Granger Associates Ltd.  
1 Brooklands Road  
Weybridge, Surrey  
Tel: Blythe (09323) 44261

(1369)

### BOX NOS.

Box number replies should be addressed to:

Box No. ....  
c/o Wireless World  
Quadrant House  
The Quadrant  
Sutton  
Surrey SM2 5AS

## SULTANATE OF OMAN

### VTR MAINTENANCE ENGINEER VACANCIES

Oman TV has a number of vacancies for experienced VTR maintenance engineers to work on Ampex videotape recording machines.

Applicants should be qualified to HNC level or equivalent and have not less than six years' maintenance experience on Ampex videotape recording machines with particular reference to the VR 1200B. Experience on 1" "C" format would be advantageous.

Salaries, which are paid in rials Omani, are fully remittable and tax-free and range from £1,100 to £1,300 sterling per month upwards.

Married accommodation is provided together with free air passage at beginning and end of contract for family. Air tickets are also provided for leave after the first year of service.

Applicants should write stating age, nationality, qualifications and full details of experience to:

Ministry of Information and Youth Affairs, Post Box 600, Muscat, Sultanate of Oman, marking the envelope "Technical Office" in top left-hand corner.

(1334)

### HARDWARE - SOFTWARE - EVERYWHERE

#### £9,000 - ACTON

SOFTWARE ENGINEER: HND level with two years' PLM/Z80 experience, for interesting software job.

#### £9,000 - DORSET

SOFTWARE ENGINEER: HND/Graduate with two years' 8085 assembler experience, to develop software packages for use in conjunction with stepper motors.

#### £11,000 - SOUTH COAST

HARDWARE/SOFTWARE ENGINEER: Graduate with four-five years' machine code/assembler experience, to be involved with a wide range of software activities.

#### £7,000 - CAMBS.

DEVELOPMENT ENGINEER: HND/Graduate with one year's experience, required to design control system used in printing industry.

WE ARE ALWAYS HAPPY TO HEAR FROM GRADUATE LEVEL ENGINEERS WITH GOOD INDUSTRIAL EXPERIENCE IN HARDWARE/SOFTWARE DESIGN.

Please ring Tony or Anne, quoting TA/W.

## Charles Airey Associates

13/16 Jacob's Well Mews, George Street, London W1  
Tel: 01-486 9607

(1357)



CAPITAL  
APPOINTMENTS LTD.

CAPITAL HOUSE  
29-30 WINDMILL  
STREET  
LONDON W1P 1HG  
TEL: 01-637 5551

### THE UK's No. 1 ELECTRONICS AGENCY

Design, Development and Test to £14,000  
Ask for Brian Cornwell

SALES to £15,000 plus car  
Ask for Maurice Wayne

FIELD SERVICE to £12,000 plus car  
Ask for Paul Wallis

We have vacancies in ALL AREAS of the U.K.

Ask for a Free Jobs List

Telephone: 01-637 5551 (3 lines)

(291)

## TRAINEE RADIO OFFICERS

First-class, secure career opportunities.

A number of vacancies will be available in 1981/82 for suitable qualified candidates to be appointed as Trainee Radio Officers.

If your trade or training involves Radio Operating, you qualify to be considered for a Radio Officer post with the Composite Signals Organisation.

Candidates must have had at least 2 years' radio operating experience or hold a PMG, MPT or MRGC certificate, or expect to obtain this shortly.

On successful completion of between 36 and 42 weeks specialist training, promotion will occur to the Radio Officer grade.

Registered disabled people may be considered.

### SALARY & PROSPECTS

TRAINEE RADIO OFFICER: £3859 at 19 to £4549 at 25 and over. On promotion to RADIO OFFICER: £5288 at 19 to £6884 at 25 and over. Then by 4 annual increments to £9339 inclusive of shift working and Saturday and Sunday elements. Salaries reviewed annually.

For full details please contact Dinah Shobbrook, our Recruitment Officer on Cheltenham (0242) 21491 Ext. 2269 or write to her at:

Recruitment Officer, Government Communications Headquarters, Oakley, Priors Road, Cheltenham, Gloucestershire GL52 5AJ



Re-advertisement  
HIGHLAND REGIONAL COUNCIL  
EDUCATION DEPARTMENT

### ELECTRONICS AND AUDIO VISUAL TECHNICIAN

£6501-£7371  
Post No. A/28

Applications are invited from suitably qualified and experienced persons for the above post which will be based at the Education Centre, Dingwall.

The duties of the post involve the "first line" diagnosis and servicing of all electronic and audio-visual equipment in the education service primarily in the Ross and Cromarty and Inverness Divisions. On most occasions the Technician will be expected to carry out the complete servicing of the equipment. The person appointed will liaise with suppliers and will be expected to advise other Technicians on first line servicing techniques and maintenance and will maintain records of the equipment and its use.

Assistance will be given with removal/legal expenses in accordance with the Council's scheme.

Requests for application forms should be addressed to the Director of Manpower Services, Regional Buildings, Inverness, quoting the above post number. Closing date 4th November 1981.

(1374)



# Communications Manager – Sudan

## Radio & Telecommunications

KENANA SUGAR COMPANY LIMITED, in which the Sudan Government is a major shareholder, is developing Africa's largest sugar estate, including a sugar factory and refinery, on the White Nile some 200 miles south of Khartoum. The company has recently installed a VHF radio system (RCA) with over 300 mobile sets, 18 base stations and 10 channels. Other equipment includes UHF systems and HF with FSK for teleprinter communications. A contract for a microwave and multiplex estate system (1,000 line exchange and 8 PABXs) will be let shortly.

The Communications Manager will work closely with the company's consultants whilst the new equipment is installed and after installation accept it for the company. Thereafter he will be responsible for running the Communications Department (about 20 people) and for maintaining all radio and telecommunications equipment.

An electrical/electronic engineering qualification to at least HNC level, management competence and a minimum of five years' experience servicing radio/telecommunications equipment as specified are essential.

A highly competitive salary will be negotiated plus 15% end of contract gratuity, discretionary bonus, free life assurance and education allowances (where applicable). 60 days' annual leave, passages paid. Free air conditioned accommodation and medical attention. Sports and club facilities and school for younger children.

Please send relevant details – in confidence – to R. M. Cooper ref. ZH.60691.

**MSL**

United Kingdom Australasia Benelux  
Canada France Germany Ireland  
Italy Scandinavia South Africa  
Switzerland U.S.A.

**Management Selection Limited**  
International Management Consultants  
474 Royal Exchange Manchester M2 7EJ

(1362)

## APPOINTMENTS IN ELECTRONICS to £15,000

MICROPROCESSORS  
COMPUTERS - MEDICAL  
DATA COMMS - RADIO

Design, test, field and support engineers – for immediate action on salary and career advancement, please contact.

**Technomark**  
Engineering and Technical Recruitment

11, Westbourne Grove  
London W2. 01-229 9239 (1296)

## TELEVISION SERVICE ENGINEER

We are an expanding Television Rental and Retail company with a vacancy for an additional Television Service Engineer.

Suitable applicant will preferably hold an R.T.E.B. certificate or be training towards this qualification.

The post is directly responsible to the Service Manager.

A clean driving licence is essential.

A spacious flat is available if required.

Hydes of Chertsey Ltd., 56/60  
Guildford Street, Chertsey, Surrey. KT16 9BE. Chertsey 63243.

(1352)

# TV

Television Automation Ltd.

## TELEVISION ENGINEER

We are a rapidly expanding television company with an established market place and have the need of a full time engineer. In addition to a practical knowledge of normal broadcast procedures and requirements, the successful candidate should have a working experience of lightweight broadcast cameras, both portable and editing 'C' format and BVU VTRs, computer controlled editing systems, Cintel telecine and various support equipment.

Duties will include the planning and implementation of regular maintenance schedules plus maintaining the technical standard of in-house facilities.

A sense of responsibility and the ability to work unsupervised is essential. It will also be necessary to work flexible hours.

The salary offered will be in keeping with the calibre of person we require.

Initial application to Sheila Clare.  
Television Automation Limited, 16-18 Grape Street, London WC2.

01-240 5515

(1308)

# Molinare TELECINE OPERATOR/ENGINEER

required. Must have experience of Rank Cintel Mark III with Topsy. Applicant will be required to operate a small vision mixer, a small audio mixer, caption camera and other associated equipment.

Salary in excess of ACTT rates.

Applications in writing to:

Nell Corrales, Molinare Ltd.  
44 Great Marlborough Street, London W.1

(1342)

## ARTICLES FOR SALE

## IONISER KIT

(MAINS OPERATED)

This negative ion generator gives you the power to saturate your home or office with millions of refreshing ions. Without fans or moving parts it puts out a pleasant breeze. A pure flow of ions pours out like water from a fountain, filling your room. The result? Your air feels fresh, pure, crisp and wonderfully refreshing.

All parts, PCB and full instructions..... £12.50  
A suitable case including front panel, neon switch, etc..... £10.50

Hours: Mon. to Fri. 9 a.m.-5 p.m. Sat. 9 a.m.-4.30 p.m.

Price includes post and VAT. Barclaycard/Access welcome

**T. POWELL**

ADVANCE WORKS, 44 WALLACE ROAD, LONDON N1. TEL: 01-226 1489

(1358)

## FOR SALE BY TENDER

Power plant consisting of:  
Lister 18.2 twin-cylinder, vertical diesel engine; 17.6 b.h.p. at 1,000 r.p.m.;  
Three low-voltage generators;  
Two rectifiers;  
Control cubicle with meters; 60-gallon fuel tank; bed for engine and generators;  
All at King's Lynn, Norfolk

For further details and a tender form, which is to be returned by November 30, 1981, please write or telephone, quoting reference AF10/CB 380.

Contracts Officer  
BRITISH TELECOMMUNICATIONS  
Cambridge Telephone Area  
1 Regent Street  
CAMBRIDGE, CB2 1BA  
Tel: Cambridge (0223) 356776

(1367)

## BUYERS & DISPOSAL OFFICERS

Please note  
COOKE INTERNATIONAL SERVICES  
are Wholesalers & Factors of Surplus  
Test Equipment & Components  
Buying or Selling contact:

**COOKE INTERNATIONAL SERVICES**

Ramella House, Ancton Lane  
Middleton-on-Sea, Bognor Regis  
Sussex PO22 6NJ. Tel: 024-369 2849

(1340)

1 **MARKETING MANAGER** with digital design background to support sales of computer based A.T.E. in Europe, Africa and Far East. – £14,000.

2 **SUPPORT ENGINEER** to provide Technical Support and development expertise for on-line PDP 11 system £10,800 Kent.

3 **Q.A. ENGINEER** work on Micro-Electronic Commercial and Military equipment. £9,200 Northants.

4 **SENIOR ELECTRONIC TECHNICIAN** running laboratory developing specialist handling equipment £10,000 Berks.

5 **SENIOR ENGINEERS** to design computerised display systems for Military applications. £10,000 Middlesex.

6 **DEVELOPMENT ENGINEER** experience of microbased control systems £10,000 London.

Phone or write, Anthony Giles, M.Sc., Eng., M.I.E.E.

**CLIVEDEN CONSULTANTS**

87 St. Leonard's Road  
Windsor, Berks  
Windsor (07535) 57818-58022  
24-hour service (1119)

**CLIVEDEN**

## DIGITAL EXPERIENCE?

FIELD SUPPORT  
R & D AND SALES  
VACANCIES IN COMPUTERS  
NC, COMMS., MEDICAL  
VIDEO, ETC.

For free registration ring  
0453 883264  
01-290 0267

**LOGEX**

ELECTRONICS RECRUITMENT SERVICE  
LOGEX HOUSE, BURLEIGH, STROUD  
GLOUCESTERSHIRE GL5 2PW  
TEL 0453 883264, 01-290 0267 (321)

## DEVELOPMENT ENGINEER ELECTRONICS £8k-£9k

Young successful company based in the development of specialist instrumentation in the field of forensic science wish to appoint an electronics engineer to progress current projects in video image processing.

Applicants should be qualified to degree level with at least three years' design/development experience. In addition to having a sound knowledge of both analogue and digital techniques, a specialist background in video and microprocessor-based systems would be an obvious advantage.

This is an opportunity to join a small company committed to innovation. Initiative and creative ability are essential.

Written applications with full CV to:

**FOSTER & FREEMAN LTD.**  
TUNNEL INDUSTRIAL ESTATE  
LONDON ROAD  
GRAYS, ESSEX

For more information phone Purfleet (04026) 7692

(1348)

## ARTICLES FOR SALE

**ENCAPSULATING**, coils, transformers, components, degassing, silicone rubber, resin, epoxy. Lost wax casting for brass, bronze, silver, etc. Impregnating coils, transformers, components. Vacuum equipment low cost, used and new. Also for CRT regunning metalising. Research & Development. Barratts, Mayo Road, Croydon, CR0 2QP. 01-684 9917. (9878)

**SIEMENS TYPE T1000**. R/O triple speed electronic triple speed electronic teleprinter. Less than 130 hours of use following purchase from Siemens Limited, May 1980. £695 ono. — Morris, Bolton 52384.

**BRIDGES**. Waveform/transistor analysers. Calibrators. Standards. Multivoltmeters. Oscilloscopes. Recorders. Signal Generators. 040-376236. (8250)

# OVERSEAS DEVELOPMENT

KNOW-HOW-vital to developing countries

## Senior Technical Officer (Line Planning)

**Kiribati**

DUTIES: Planning for the upgrading of the urban Tarawa, outer islands and international telecommunications service.

POSTING: Betio, Tarawa with visits within the Kiribati island group. Applicants should have City and Guilds Telecommunications Technician's Certificate or equivalent with specialisation in local line and trunk planning. Experience of HF or VHF radio links and telex networks is desirable.

APPOINTMENT: Two years. Salary (UK taxable) in accordance with qualifications and experience plus a variable tax free overseas allowance, currently in range of £1,365 pa to £3,590 pa according to marital status.

*The post is wholly financed by the British Government under Britain's programme of aid to the developing countries. In addition to basic salary and overseas allowances other benefits normally include paid leave, free family passages, children's education allowances and holiday visits, free accommodation and medical attention. Applicants should be citizens of the United Kingdom.*

For full details and application form please apply, quoting ref AH 372/X(RC255/68/01) stating post concerned, and giving details of age, qualifications and experience to:—



Recruitment Executive,  
OVERSEAS DEVELOPMENT ADMINISTRATION,  
Room 351, Abercrombie House,  
Eaglesham Road, East Kilbride,  
Glasgow G75 8EA.

**HELPING NATIONS HELP THEMSELVES**

(1354)

## ARTICLES FOR SALE

### TIME WRONG?

**MSF CLOCK** is ALWAYS CORRECT – never gains or loses, SELF-SETTING at switch-on, 8 digits show Date, Hours, Minutes and Seconds, auto. G.M.T./B.S.T. and Leap Year, also parallel B.C.D. output and audio to record and show time on playback, receives Rugby 60KHz atomic time signals, built-in antenna, 1000Km range. TIME RIGHT £62.80.

V.L.F. 7 10-150KHz Receiver, £16.50.  
**60KHz RUGBY RECEIVER**, as in M.S.F. Clock, serial data output, £17.90.

Each fun-to-build kit includes all parts, printed circuit, case, postage, etc., money-back assurance; so GET yours NOW!

**CAMBRIDGE KITS**  
45 (WY) Old School Lane  
Milton, Cambridge (1338)

## ARTICLES FOR SALE

### SURPLUS STOCK

Omron Relays, Crouzet Timing Motors, Crouzet Micro Switches, Bulgin Lep and Panel Lampholders, Transformers—

S.A.E. for list

Mr. P. Givens

c/o R. G. MITCHELL LTD.

HEATH ROAD, SKEGNESS, Lincs.

TEL: 0754 67373 (1285)

**VIDEO** Game Printed Circuit Boards £25-£50 each. Some with diagrams. 19in Mono Monitors £25-£50 each. 2708 E Proms erased £1.50 each. All prices + VAT. — The Logic Workshop, Sandy Lane, Mitcham, Surrey. (1346)

## INVERTERS

High quality DC-AC. Also "no break" (2ms) static switch, 19" rack. Auto Charger.



**COMPUTER POWER SYSTEMS**  
Interport Mains-Store Ltd.  
POB 51, London W11 3BZ  
Tel: 01-727 7042 or 0225 310916

(9101)



ARTICLES FOR SALE

DATA GENERAL MICRONOVA

Offers invited for little used Development Data General Micronova Computers.  
Machine 1 comprising:  
32K with Twin Floppy Disks, Rack mounted cabinet, Terminal Interface etc.  
Machine 2 comprising:  
28K with Twin Floppy Disks, Rack mounted cabinet, Terminal Interface, Handheld Console, etc.

LUCAS LOGIC LTD., Welton Road, Wedgnoek Industrial Estate  
Warwick CV34 5PZ  
0926 497733 Tlx. 312333 (1373)

THE ART OF ELECTRONICS  
by Horowitz & Hill

Price £13.50

THE PPL SYNTHESIZER COOK-BOOK, by H. Kinley Price: £5.25  
THE MC6809 COOKBOOK, by C. D. Warren Price: £5.00  
DIGITAL ICS... HOW THEY WORK AND HOW TO USE THEM, by A. W. Barber Price: £5.75  
ELECTRONIC DESIGN WITH OFF THE SHELF INTEGRATED CIRCUITS, by Z. H. Meiksin Price: £6.25

EXPERIMENTER'S GUIDE TO SOLID STATE ELECTRONICS PROJECTS, by A. W. Barber Price: £5.50

COMPLETE GUIDE TO READING SCHEMATIC DIAGRAMS, by J. Douglas-Young Price: £5.50  
PRACTICAL SOLID STATE CIRCUIT DESIGN, by J. E. Oleksy Price: £6.50

WORLD RADIO/T.V. HANDBOOK, by J. M. Frost Price: £10.50  
1981 THE RADIO AMATEUR'S HANDBOOK, by A.R.R.L. Price: £8.00

ALL PRICES INCLUDE POSTAGE

THE MODERN BOOK CO.

Specialist in Scientific & Technical Books

19-21 PRAED STREET LONDON W2 1NP

Phone 402-9176

Closed Sat. 1 p.m. (8974)

YOUR NEXT ELECTRONIC PROJECT NEED NOT LOOK D.I.Y.

Choice of over 130 items of metalwork, etc., including 45 different printed front panels, sub-frames, or a complete mixer console frame.

For full details s.a.e. to:

The Mixer People

PARTRIDGE ELECTRONICS

56 Fleet Road Benfleet Essex SS7 5JN (1336)

Modata DSC 2 Z80 DEV system

64K twin 8in. disc. CP/M C. & E. basic DDT, ED, PEX, etc., with centronic i/face and term.

£2,000 including V.A.T. U.K. delivery

Tel: (0272) 571 404 (1363)

METAL CASES

20 SWG Mild Steel Case, painted brown texture, fitted with non-slip, non-scratch feet.

14 SWG anodised aluminium front and rear panels. H. 60mm, w. 279mm, d. 186mm.

Price £12.80 inc. V.A.T.

Free p. & p. in U.K.

M. GEAR LTD.

179a Victoria Road New Barnet, Herts. 01-449 2695 (1365)



Private enquiries, send 13p in stamps for brochure  
THE QUARTZ CRYSTAL CO. LTD.  
O.C.C. WORKS, WELLINGTON CRESCENT  
NEW MALDEN, SURREY 01-942 0334 & 2885 (8493)

IBM 735 CONSOLE with RS232 serial interface, £400 ono. — Tel. 01-452 6780, evenings. (1339)

FOR SALE: Complete domestic Hi-Fi installation giving high quality reproduction, comprising Garrard 401 transcription turntable with SME arm, Shure V15 pick-up, Fisher SA1000 150 watt stereo amplifier, 400CX control unit, FMRI stereo FM receiver, all Fisher equipment, valve operated, 100V AC input but Gardner type ILV842 mains isolation silent transformer included two Tannoy 15in Lancaster speakers, Ampex 953 open reel tape recorder, all connecting wiring and instruction manuals, circuit diagrams for sale as complete installation, £300. Three pieces old furniture housing all equipment except main amplifier also available £150. Buyer collects Kingston-upon-Thames area. — Telephone 01-942 1230. (1338)

PHILIPS oscilloscope tubes, 5in CV2191/DG13-2, individually boxed (approx 200 available), £12.50 each. Data only 50p plus SAE. Mullard pot cores LA13 45mm diam, £2 each. Prices include post and VAT. Barclay/Access accepted. — T. Powell, Advance Works, 44 Wallace Road, London N1 1PQ. Tel: 01-226 1489. (1359)

CAPACITY AVAILABLE

PCB ASSEMBLY CAPACITY AVAILABLE

Low or high volume, single or double sided, we specialise in flow line assembly of printed circuit boards.

Using the Zevatron flow soldering system and on line lead cutting, we are able to deliver high quality assemblies on time, and competitively priced. Test facilities available.

Find out how we can help you with your production. Phone or write. We will be pleased to call on you and discuss your requirements.

TW ELECTRONICS LTD.

120 NEWMARKET ROAD BURY ST. EDMUNDS, SUFFOLK TEL: 0284 3931

Sub-contract assemblers and wireers to the Electronics Industry (1319)

LARGE PURCHASE OF RACAL EQUIPMENT  
RACAL COMMUNICATIONS RECEIVERS  
500kc/s-30mc/s in 30 bands 1in wide RA17L — £175.  
RA17C — £175. RA17E — £225. RA217 — £225.  
Amplifier (RA317) — £380. All receivers are air tested and calibrated in our workshop, supplied with full manual, dust cover, in fair used condition (a few sets available as new at £75 extra), new black metal louvered cases for above sets £25 each. **SIDEBOARD CONVERTERS** RA25L — £50. RASBA SSB-SSB new & boxed — £75. RASBO — £75. RA218 SSB-SSB & fine tune for RA17 — £75.  
**TRANSMITTER DRIVE UNIT** MA75 500kc/s-30mc/s SSB-SSB-SSB-FSK-CW — £150. **AERIAL TUNING UNIT** and protection unit MA 1975 — £50. **COMPLETE TRANSMITTER** TA349 500kc/s to 30mc/s 1kw SSB-SSB-SSB-FSK-CW — £600. 15kw available. **DECADE FREQUENCY GENERATORS** MA350B — solid state synthesiser for MA75 or RA17-RA217-RA1217 — £175. MA250 — 1mc/s to 30mc/s — £150. MA1250 — 500kc/s to 30mc/s — synthesiser for RA17 receiver — £175. EA2500 precision frequency standard — 5mc/s 1mc/s 100khz — £250. RA70 & PV78 frequency shift converter — £50. **DIVERSITY UNIT** MA158 new & boxed contains product detector for SSB & BFO — £25, most above supplied with full manuals. **OSCILLOSCOPES** — Cossor CD1150 — £175 with manual. Solarton CD1400 — £85. CD1016 — £50. CD1014/2 — £50. Tektronix Dual Beam Oscilloscopes — Main Frames — 502 — £40. 515A — £40. 536 — £50. 543 — £50. 545A — £70. RM545B — £80. 549 Storage — £200. 551 — £75. 555 — £85. 556 — £90. 585A — £100. 661 — £85. **PLUG IN UNITS** B-D-E-G-H-K all at £15 — L — £20. P-CA — £25. M-R-Z 550 — £1A1 — £120. 1A2 — £80. 1A4 — £100. All above scopes and plug-ins have been tested in fair working order and condition. Tektronix 113 delay cable — £50. **EXTEL TRANSEL MATRIX PRINTERS** 5 level baudot, code, accepts speeds up to 300 bauds, supplied set to 50 & 75 bauds switched, tested with manual — £165.  
\*Marconi Bridge TFS68/1 — £45. HP Sig Gen 606A 50kc/s-65mc/s — £50. HP Oscilloscope 122AR — £50. Marconi TFS65A 500kc/s-220mc/s FM/AM E100. Arimac Sig Gen 201A 50kc/s-30mc/s — £50. H.C.D. Research Frequency Standard 22.25 100kc/s-1mc/s-5mc/s — £200. Motorola Frequency Standard 1011 — 1mc/s-10kc/s — £250. Arimac Modulation Meter 210 30mc/s-300mc/s AM-FM — £80. Bontoon Sig Gen 20211 54mc/s-216mc/s FM & AM — £100. Arimac Rascal Display Oscilloscope 383 — £100. Marconi Sig Gen TF1080 450mc/s-120mc/s — £100. TF1060/3 — 470mc/s-950mc/s FM & AM — £150. TR601D — 10mc/s to 485mc/s — £100.  
All items are bought direct from U.K. Government being surplus equipment. Price is exworks s.a.e. for all enquiries. Phone for appointment for demonstration of any item. Johns Radio, Whitehall Works, Whitehall Road East, Birkenshaw, Bradford BD11 2ER. Tel: Bradford (0274) 684007 (9.30 a.m.-1 p.m.).

COMPLETE domestic Hi-Fi installation giving high quality reproduction comprising Garrard 401 transcription turntable with SME arm, Shure V15 pick-up, Fisher SA1000 150 watt stereo amplifier, 400CX control unit, FMRI high sensitivity FM receiver, all Fisher equipment, valve operated, 100V AC input but Gardner type ILV842 mains isolation silent transformer, included two Tannoy 15in Lancaster speakers, Ampex 953 open reel tape recorder, all connections, wiring and instruction manuals, for sale as complete installation, £300. Three pieces old furniture housing equipment also available, £150. Buyer collects Kingston-upon-Thames area. — Telephone 01-942 1230. (1355)

FOR SALE. One Hitachi FP1200 and two FPC1000 colour cameras with tripods and zoom lens SPG. Vision mixer, £12,000 or will sell separately. Marconi TF2905/5 Pulse and bar generator £250. Two Electrocraft VTRP-AB VTR Processing units, £100 each. Teletypewriter D54R Oscilloscope, £125. One inch videotape, 3,000 spools, used once, £5. Three GEC one inch tube Monochrome cameras with Rank Taylor Hobson lens, £300 each. VEL 625 line SPG £50. — Lincolnshire Educational Television, Bishop Grosseteste College, Lincoln LN1 3DY. Tel: (0522) 27347 Ext 40. (1351)

ARTICLES FOR SALE

Laboratory Manual for the Art of Electronics

PAUL HOROWITZ and IAN ROBINSON

This laboratory manual is designed to accompany the highly successful text/reference book on circuit design *The Art of Electronics* by Horowitz and Hill (CUP, 1980). It consists of 23 lab exercises which utilise commonly available general-purpose lab instrumentation and standard electronic parts, and should therefore be adaptable to an electronics lab anywhere where the text is used.

Hard covers £12.00 net  
Paperback £4.95 net (1335)

CAMBRIDGE UNIVERSITY PRESS

TO MANUFACTURERS, WHOLESALE & BULK BUYERS ONLY

Large quantities of Radio, T.V. and Electronic Components.  
**RESISTORS CARBON & C/F** 1/8, 1/4, 1/2, 1. 1 Watt from 1 ohm to 10 meg.

**RESISTORS WIREWOUND**. 1 1/2, 2, 3, 5, 10, 14, 25 Watt.  
**CAPACITORS**. Silver mica, Polystyrene, Polyester, Disc Ceramics, Metalumite, C280, etc.

Convergence Pots, Slider Pots, Electrolytic condensers, Can Types, Axial, Radial, etc.

Transformers, chokes, hopts, tuners, speakers, cables, screened wires, connecting wires, screws, nuts, transistors, ICs, Diodes, etc., etc.

All at Knockout prices. Come and pay us a visit. Telephone 445 2713, 445 0749.

BROADFIELDS & MAYCO DISPOSALS

21 Lodge Lane, N. Finchley, London, N.12. 5 mins. from Tolly Ho Corner (9461)

EQUIPMENT WANTED

TO ALL MANUFACTURERS AND WHOLESALE IN THE ELECTRONIC RADIO AND TV FIELD

BROADFIELDS & MAYCO DISPOSALS

will pay you top prices for any large stocks of surplus or redundant components which you may wish to clear. We will call anywhere in the United Kingdom.

21 LODGE LANE NORTH FINCHLEY, LONDON N12 8JG  
Telephone Nos. 01-445 0749/445 2713  
After office hours 958 7624 (9123)

WANTED

Test equipment, receivers, valves, transmitters, components, cable and electronic scrap, any quantity. Prompt service and cash. Member of A.R.R.A.

M & B RADIO

86 Bishopgate Street Leeds LS1 4BB 0532-35649

SPOT CASH

paid for all forms of electronics equipment and components.

FRG General Supplies Ltd.

Unit 3 Longhill Industrial Estate March, Cambridgeshire Tel: March 56614

Tel: 01-404 5011

Telex: 24224. Quote Ref. 3165 (8742)

GERMAN vintage-tube collector looks for old valves and valve literature. Either I buy them or change against German tubes and radio-sets. Data for many tubes avail. Correspond in English. — B. Namendorf, 498 Bunde 1, Dogmagkstr. 8, West Germany. (1349)

HAVE YOU SEEN THE GREEN CAT?

1000s of components, audio, radio, electronic, C.B., everything electronic for the constructor and the trade, at unbelievably low prices. Includes many industrial items. Special discounts to the trade and public. SEND 99p for GREEN CAT and receive sample component parcel worth £3 plus FREE RECORD SPEED INDICATOR. Send £1.75 for parcel worth £5. Send £2.50 for parcel worth £8. Send £10 for parcel worth over £50. Money back if not delighted. State whether trade or retail.

NEW RETAIL PREMISES now open at 12 Harper Street, Leeds, LS2 4EA. Next to UNION JACK clothing store. Open 9 till 5 weekdays and Saturdays. Callers welcome.

INSTANT CASH

Top prices paid for most electronic components and equipment, accessories, test equipment, valves, receivers, etc. We buy anything electronic. Send samples/details and an offer will be made by return.

MYERS

Dept. WW, 12 Harper Street, LEEDS, LS2 4EA  
Telephone: 452045 (1349)

TENDERS

SEVERN-TRENT WATER AUTHORITY DERWENT DIVISION

Tenders are invited for the purchase of redundant radio equipment including five VHF base stations, five base station controllers, two UHF receivers/transmitters, 37 Pye Cambridge mobile radios and three Pye Vanguard radios. Tenders will be considered for all or part of the equipment.

The equipment which will be sold without the operating crystals is stored at Raynesway, Derby and may be inspected by arrangement with Messrs E. S. Dodd or R. G. Potter (telephone Derby 661481, Extension 453 and 449 respectively).

The Authority does not bind itself to accept the highest or any tender.

Tender forms are obtainable from the Divisional Manager, Severn-Trent Water Authority, Derwent Division, Raynesway, Derby DE2 7JA. (1350)

SERVICES

30,000 SERVICE SHEETS IN STOCK

Colour manuals also available

T.V. Monos, Radios £1.25 — Tuners £1.25 — Tape Recorders, Record Players, Transistors from £1.25 — Car Radio £2 + S.A.E. — Stereos, Grams, Radiograms from £1.25 — Except Colour T.V. Circuits from £2. State if circuit will do, if sheets are full length 24" x 12" not in Bits and Pieces. All other data full lengths. Free Fault Finding Chart or T.V. catalogue with order. Crossed P.O.s returned, if sheets not in stock. S.A.E. please. Please quote ad no. with order. (1325)

CIRCOLEC

THE COMPLETE ELECTRONIC SERVICE

Artwork, Circuit Design, PCB Assembly, Test & Repair Service, O.A. Consultancy, Prototypes, Final Assembly. Quality workmanship by professionals at economic prices. Please telephone 01-767 1233 for advice or further details.

1 FRANCISCAN ROAD TOOTING, LONDON SW17 (544)

FACILITIES AVAILABLE

★ Circuit Design & Development  
★ Digital and Analogue  
★ Artwork Layout  
Free prototype bd. (non PTH)  
Supplied with orders over £100.  
★ Board Manufacture  
Prototype to semi-production.  
★ Wiring & Assembly  
PCB assembly, wiring and cable forming.  
★ Test  
Full test facilities available.  
★ Copper Clad Board  
D/S fibreglass 1000 Sq inches of assorted useful sizes. £6.00 inc. post.

One or all services available, no order too small. Please telephone Chelmsford 357935 or write to H.C.R. 1, Bankside, off New Street, Chelmsford, Essex. (1169)

SANGTRONIC LTD

SUB-CONTRACT ENGINEERS

We specialise in PCB Assy, Unit Assy, Cable harnessing, Testing etc.,

ALSO

We supply B.I.C.C. Equipment Cable, Plain or Colour Coded to customers requirement and Passive Components. For further details please ring Mr Avtar on: 02812-2851/2. (1353)

2 TECKTRONIX 555 Double Beam scopes, 1 fully working, 1 for spares. With service manual, £200. Mr L. Berry. Tel: 061-969 1699, after 6 pm. (1347)

DESIGN AND DEVELOPMENT. ANALOGUE, DIGITAL, RF AND MICROWAVE CIRCUIT AND SYSTEM DESIGN. Also PCB design, mechanical design and prototype/small batch production. — Adenmore Limited, Unit 103 Liscombe, Bracknell, Berks. Tel: Bracknell 52023. (856)

ELECTRONIC DESIGN and production including R.F. transmitters and receivers, for video, telemetry and control. 18 years of experience in most fields. — Contact Mr Falkner, R.C.S. Electronics, Wolsey Road, Ashford, Middlesex. Phone Ashford (Mx.) 53661. (8341)

TURN YOUR SURPLUS Capacitors, transistors, etc. into cash. Contact COLES-HARDING & Co., 103 South Brink, Wisbech, Cambs. 0945-4188. Immediate settlement. We also welcome the opportunity to quote for complete factory clearance. (8509)

BRYANS X-Y Recorder 25000A4, £155. Hivac installation, rotary diffusion pumps etc, £175. Tektronix Transistor Curve Tracer, £165. Stereo headphones £5. Centrifuge 550. Laboratory Oven £49. Ultraviolet Multichannel Recorder, £95. Dymaco Calibration DVM £175. Tektronix Time/Mark Calibrator, £85. He/Ne Laser £75. Micromano-meter £55. Avo In-Circuit Transistor Tester £48. Rohde & Schwarz Selektomat £95. Precision Phasemeter £77. Oxygen meter £50. Fenlow SA4 Spectrum Analyser £145. Advance PG54 Pulse Generator £98. Unitemp 6650 GP Electronic Thermometer. Marconi FM Receiver Tester 21-165MHz. Bellingham & Stanley Precision Refractometer £150. Hilger Precision Optical Circular Divider £100. Generators 230v AC Compressor. Electric Motors, various. Water pumps, various, up to 270ft lift. — Telephone Lower Beeding 236. (1360)



# TELEVISION SOUND TUNER

for hi-fi reproduction and the hard of hearing

Get the best from television programmes by connecting the MINIM TELEVISION SOUND TUNER through your hi-fi system or listening directly on headphones. Suddenly music, wildlife and even the news comes to life.

Particularly useful for the HARD-OF-HEARING enabling them to listen at a high volume without disturbing others.

Please send me further information on Minim Audio Ltd., Ambisonic Decoders/Weekly Programmable/Daily Timers

Name .....

Address .....

.....WW11



**MiniM**

make a note  
of our name!

Minim Audio Limited, Lent Rise Road, Burnham  
Slough SL1 7NY. Tel: Burnham 63724

WW - 086 FOR FURTHER DETAILS

## INDEX TO ADVERTISERS NOVEMBER

Appointments Vacant Advertisements appear on pages 121-127

PAGE	PAGE	PAGE
Acoustical Mfg. Co. Ltd. .... 12	Galatrek International ..... 89	Quartech Design and Develop ..... 96
Adcola Products Ltd. .... 19	GAS Electronics ..... 28	
Ambit International ..... 108	Global Specialities Corp. (U.K.) Ltd. .... 18, 104, 110	
Analogue Associates ..... 17	GP Industrial Electronics Ltd. .... 3, 94	
Anglia Components ..... 112	GR Electronics ..... 102	
Antex (Electronics) Ltd. .... Cover iii		
Audio Electronics ..... 20, 21, 31, 114		
Avel Lindberg ..... 112		
Bamber, B. Electronics ..... 119	Hall Electric Ltd. .... 25	
Barrie Electronics ..... 109	Hameg Ltd. .... 8	
Bayliss, A. D., and Sons Ltd. .... 111	Happy Memories ..... 88	
Black Star Ltd. .... 22	Harris Electronics (London) Ltd. .... 31	
Breadboard (Mod. Mags.) ..... 30	Harrison Brothers ..... 115	
	Hart Electronic Kits Ltd. .... 92	
	Henry's Radio ..... 88, 98, 105	
	House of Instruments ..... 2	
Cambridge University Press ..... 104	ILP Electronics Ltd. .... 90, 91	
Carston Electronics Ltd. .... 9	ILP Transformers Ltd. .... 119	
Catronics Ltd. .... 94	Interface Quartz Devices ..... 29	
Cavern Electronics ..... 22	Intergrex Ltd. .... 78	
Chiltern Electronics ..... 100	Irvine Business Systems ..... 117	
Chiltmead Ltd. .... 111		
CIL ..... 96	John Wolfe Racing ..... 110	
Clark Masts Ltd. .... 16	Keithley Instruments ..... 77	
Clef Products (Electronics) Ltd. .... 108	Kelsey Acoustics ..... 22	
Colomor Electronics Ltd. .... 102		
Computer Appreciation ..... 92	Langrex Supplies Ltd. .... 95	
Crimson Components ..... 115		
Crotech Instruments Ltd. .... 98	Manners, K. T., Design Ltd. .... 110	
CT Electronics (Acton) Ltd. .... 116	MCP Electronics ..... 30	
	Micro Times ..... 100	
	Midwich Computer Co. Ltd. .... 29	
	Millward, G. F., Electronic Components Ltd. .... 102	
	Minim Audio Ltd. .... 128	
	Monolith Electronics Co. Ltd. .... 89	
Danavox (Gt. Britain) Ltd. .... 93	Northern Electronics ..... 100	
Darom Supplies ..... 115	Nova Products ..... 100	
Display Electronics ..... 114		
EG & G Reticon ..... 118	Olson Electronics Ltd. .... 107	
Electronic Brokers Ltd. .... 4, 5, 6, 7	Omenex Ltd. .... 111	
Electronic Equipment ..... 110	Orion Scientific Products Ltd. .... 98	
Electrovalue Ltd. .... 118	OK Machine and Tool ..... 18	
Faircrest Engineering Ltd. .... 96	PM Components ..... 103	
Farnell Instruments Ltd. .... Cover ii	Powertran ..... 101, 117	
Feedback Instruments Ltd. .... 24	Practical Wireless ..... 106	
Fieldtech Heatbrow Ltd. .... 22	P & R Computer Shop ..... 111	
Fluke ..... 23		
Fylde Electronic Laboratories Ltd. .... 22		

### OVERSEAS ADVERTISEMENT

#### AGENTS:

France & Belgium: Norbert Hellin, 50 Rue de Chemin  
Veat, F-9100, Boulogne, Paris.

Hungary: Mrs Edit, Bajusz, Hungexpo Advertising  
Agency, Budapest XIV, Varosliget.  
Telephone: 225 008 - Telex: Budapest 22-4525  
INTFOIRE

Italy: Sig C. Epis, Etas-Kompass, S.p.a. - Servizio Estero,  
Via Mantegna 6, 20154 Milan.  
Telephone: 347051 - Telex: 37342 Kompass.

Japan: Mr. Inatsuki, Trade Media - IBPA (Japan), B.212,  
Azabu Heights, 1-5-10 Roppongi, Minato-ku, Tokyo 106.  
Telephone: (03) 585 0581.

United States of America: Ray Barnes, IPC Business  
Press, 205 East 42nd Street, New York, NY 10017 - Tele-  
phone: (212) 867-2080, Telex: 238327.  
Mr Jack Farley Jnr., The Farley Co., Suite 1584, 35 East  
Walker Drive, Chicago, Illinois 60601 - Telephone: (312)  
63074.

Mr Victor A. Jauch, Elmatex International, P.O. Box 34607,  
Los Angeles, Calif. 90034, USA - Telephone (213) 821-  
8581 - Telex: 18-1059.

Mr Jack Mentel, The Farley Co., Suite 650, Ranna Build-  
ing, Cleveland, Ohio 44115 - Telephone: (216) 621 1919.  
Mr Ray Rickles, Ray Rickles & Co., P.O. Box 2028, Miami  
Beach, Florida 33140 - Telephone (305) 532 7301.  
Mr Tim Parks, Ray Rickles & Co., 3116 Maple Drive N.E.,  
Atlanta, Georgia 30305, Telephone: (404) 237 7432.  
Mike Loughlin, IPC Business Press, 15055, Memorial St  
119, Houston, Texas 77079 - Telephone (713) 783 8673.

Canada: Mr Colin H. MacCulloch, International Advertis-  
ing Consultants Ltd., 915 Carlton Tower, 2 Carlton Street,  
Toronto 2 - Telephone (416) 364 2269.  
\* Also subscription agents.

Models XS-BP (25 watt) and CS-BP (17 watt) have moulded-on safety plugs, 'unbreakable' handles and detachable hook-cum-finger guides. High class insulation, with ceramic shafts inside stainless steel ones. Negligible leakage. A range of long-life iron and nickel plated bits, easily interchanged, slide on or off the shafts which enclose the heating elements for maximum efficiency of heat transfer. Available for 240v, 115v, 24v or 12 volt. R.S.P. £5.30 plus VAT.

◀ The bit is the only visible metal of the new CCN iron. A very Strong plastic handle and hook and a ceramic shaft (leakage current of less than 1uA) for safe soldering of delicate components and IC's. Length 19.5cm weight 25gr (without lead). Fitted with 3/32" (2.3mm) bit, 4 other bit sizes available. 2 core lead. 15 watts, 230/240 volts. R.S.P. £4.70 plus VAT.

**ANTEX**  
THE HOT TIP  
WITH PINK  
CERAMIC SHAFT

**ANTEX**  
THE HOT TIP  
WITH BUILT-IN  
FINGER PROTECTOR

## THE HOT TIP FOR SOLDERING

TCSU1 micro soldering station for accurate (2% tol.) and safe temperature-controlled soldering at 24 volts. Temperature range 65 - 420°C. Anti-Static earth cable, separate sponge tray. Zero voltage switching, no spikes or magnetic fields. Choice of XSTC - 40 watt or CSTC - 30 watt iron, fitted with thermocouple sensors and LED indicators for operator's check. Bits range from 0.5mm to 2.3mm and 1mm to 4.7mm. R.S.P. £38.00 plus VAT.



**ANTEX**  
THE HOT TIP  
WITH  
VISUAL CHECK

ANTEX LIMITED, Mayflower House, Plymouth, Devon PL1 1BR. Telephone: (0752) 667377

WW-002 FOR FURTHER DETAILS



# PROFESSIONAL TOOLCASES for Service Engineers

**£43.70**  
inc. VAT

**£39.90**  
inc. VAT

Size TL100 19" x 14" x 6"



Size TL99 17" x 12" x 6"

The TL99 and TL100 are designed for the Professional Electronics, TV or Instrument Technician who needs to carry a large number of specialist tools. Constructed from hard wearing ABS with strong aluminium frames, twin handles and toggle locks. They offer a moulded tray in the base, a comprehensive 2 sided tool pallet that's reversible with space for up to 40 tools. — The TL100 will take quite a few more. There's space for documents and a heat sink for a hot soldering iron to prevent any damage being caused.

TLW4 Toolwallet measures 11" x 14" x 2½" when closed. Made from reinforced PVC with a heavy duty industrial zip. The TLW4 Toolwallet is a compact alternative when only tools are needed to be carried.

**£13.75**  
inc. VAT

*Mail  
Order*

Please send

Enclosed my cheque **£**  
(P&P £2.60 extra)

Name

Company

Address

Tools NOT included. British made.  
Money back guarantee. Allow 7-21 days for delivery.



TLW4

**Teloman Products Ltd**  
Ermine House, Post St, Godmanchester, Cambs. PE 18 8BA (0480) 65534